Tuesday, August 24, 2021
Electronic City Council Meeting

7:00 P.M.
2081st Regular City Council Meeting - Electronic Attendance

Meeting may be viewed at: Live Stream on City of College Place, Washington YouTube at https://www.youtube.com/channel/UCbx3qrqzLDL_05NusReSl-g/featured

Zoom Attendee Link: https://us06web.zoom.us/j/89853502018

Or you may call this number to listen: 1-669-900-9128 ID#898 5350 2018 Phone controls: *6 - toggle munt /un-mute and *9 - raise hand

1.

Subject :	1.01 Any City Employee or Elected Official; delivering the invocation, does so in his/her capacity as a private citizen, and not in his/her official position as a city employee /elected city official.
Meeting :	Aug 24, 2021 - Electronic City Council Meeting
Access :	Public
Type :	Procedural

2. Opening Items.

Subject :	2.01 Council Reference Materials
Meeting :	Aug 24, 2021 - Electronic City Council Meeting
Category :	2. Opening Items.
Access :	Private
Type :	Information
Subject :	2.02 Call To Order
Meeting :	Aug 24, 2021 - Electronic City Council Meeting
Category :	2. Opening Items.
Access :	Public
Type :	Procedural

Public Content

Mayor Hernándezwill call the meeting to order.

Subject :	2.03 Roll Call
Meeting :	Aug 24, 2021 - Electronic City Council Meeting
Category :	2. Opening Items.

Access :	Public
Type :	Procedural

Public Content

Mayor Via Web	Norma L. Hernández
Council Members Via Web	Jerry Bobbitt, Michael Cleveland, Loren Peterson, Marge Nyhagen, Melodie Selby, Heather Schermann, Monica Boyle
City Attorney Via Web	Rea Culwell
Staff Via Web	Administrator, Mike Rizzitiello; Finance Director, Brian Carleton; Public Works Director, Paul Hartwig; Police Chief, Troy Tomaras; Fire Chief, David Winter; Community Development Director, Jon Rickard; HR Manager, Shawn Doering; City Clerk, Lisa Neissl; Deputy City Clerk; Shelli Williams

Subject :	2.04 Pledge of Allegiance
Meeting :	Aug 24, 2021 - Electronic City Council Meeting
Category :	2. Opening Items.
Access :	Public
Type :	Procedural

Public Content

"Ipledge allegianceto the Flag of the United States of America, and to the Republic for which it stands, one Nation under God, indivisible, with liberty and justice for all."

Subject :	2.05 Public Comment Procedure for Virtual Meetings - Council meetings are primarily structured to permit Council Members to arrive at the decisions necessary to govern the City.
Meeting :	Aug 24, 2021 - Electronic City Council Meeting
Category :	2. Opening Items.
Access :	Public
Type :	Information

Public Content

Council meetings are primarily structured to permit Council Membersto arrive at the decisions necessary to govern the City.

Virtual Meeting Protocol for Public Comment:

When submitting public comments, include the following regardless of the manner you are using: Note that there are deadlines for writtencomments to be included in the meeting documents.

- Your Name
- Your Address

Public comments may be provided in writing(If typewritten, no less than 11 pt font). Submit to Clerk@cpwa.us no later than 4:30PMon the meeting date to be included in the record.

Public Comments in person may be madeby telephone orvirtuallyduring the meeting:

- Telephone comment - Call1-669-900-9128, entering the meeting ID (provided at beginning of agenda) and raising your hand (*9 to raise hand, *6 to mute/un-mute) when comments are requested.
- Virtual comment -Join using theZoom Attendee link (provided at beginning of agenda) and raise your hand when comments are requested.

Once recognized, you will have five minutes to speak on any subject that is under the control of the Council.

File Attachments

It is SO EASY to participate in public meetings!.png (224 KB)

3. Consent Agenda.

Subject :	3.01 AB 21162 - Approve Agenda
Meeting :	Aug 24, 2021 - Electronic City Council Meeting
Category :	3. Consent Agenda.

Access :	Public
Type :	Action (Consent)

Consent

Our adopted rules of Parliamentary Procedure, The Standard Code of Parliamentary Procedure, provide for a consent agenda listing several items for approval of the Council by a single motion. Most of the items listed under the consent agenda have gone through previous review either during the budget process, at a workshop, or by subcommittee review and recommendation. Documentation concerning these items has been provided to all Council Members and the public in advance to assure an extensive and thorough review. Items may be removed from the consent agenda at the request of any Council Member.

Subject :	3.02 AB 21163 - Approve Council Minutes
Meeting :	Aug 24, 2021 - Electronic City Council Meeting
Category :	3. Consent Agenda.
Access :	Public
Type :	Action (Consent), Minutes

Consent

Our adopted rules of Parliamentary Procedure, The Standard Code of Parliamentary Procedure, provide for a consent agenda listing several items for approval of the Council by a single motion. Most of the items listed under the consent agenda have gone through previous review either during the budget process, at a workshop, or by subcommittee review and recommendation. Documentation concerning these items has been provided to all Council Members and the public in advance to assure an extensive and thorough review. Items may be removed from the consent agenda at the request of any Council Member.

Subject :	3.03 AB 21164 - Check Register and Financials
Meeting :	Aug 24, 2021 - Electronic City Council Meeting
Category :	3. Consent Agenda.
Access :	Public
Type :	Action (Consent)

File Attachments

July_2021_Financials.pdf (1,948 KB)

Consent

Our adopted rules of Parliamentary Procedure, The Standard Code of Parliamentary Procedure, provide for a consent agenda listing several items for approval of the Council by a single motion. Most of the items listed under the consent agenda have gone through previous review either during the budget process, at a workshop, or by subcommittee review and recommendation. Documentation concerning these items has been provided to all Council Members and the public in advance to assure an extensive and thorough review. Items may be removed from the consent agenda at the request of any Council Member.

Subject :	3.04 Approve Consent Agenda - Our adopted rules of Parliamentary Procedure, The Standard Code of Parliamentary Procedure, provide for a consent agenda listing several items for approval of the Council by a single motion. Most of the items listed under the consent agenda have gone through previous review either during the budget process, at a workshop, or by subcommittee review and recommendation. Documentation concerning these items has been provided to all Council Members and the public in advance to assure an extensive and thorough review. Items may be removed from the consent agenda at the request of any Council Member.
Meeting :	Aug 24, 2021 - Electronic City Council Meeting
Category :	3. Consent Agenda.
Access :	Public
Type :	Action (Consent)
Recommended Action :	Motion to approve the consent agenda

Consent

Our adopted rules of Parliamentary Procedure, The Standard Code of Parliamentary Procedure, provide for a consent agenda listing several items for approval of the Council by a single motion. Most of the items listed under the consent agenda have gone through previous review either during the budget process, at a workshop, or by subcommittee review and recommendation. Documentation concerning these items has been provided to all Council Members and the public in advance to assure an extensive and thorough review. Items may be removed from the consent agenda at the request of any Council Member.

4. Presentations.

Subject :	4.01 AB 21165 - Childhood Cancer Awareness Month Proclamation - September 2021 - Mayor Hernandez
Meeting :	Aug 24, 2021 - Electronic City Council Meeting
Category :	4. Presentations.
Access :	Public
Type :	Information

File Attachments

Childhood_Cancer_Awareness_Month_2021-September.pdf (277 KB)
6.2.2016 O & L.jpg (475 KB)
20210408182109_IMG_0093.JPG (9,404 KB)

5. Public Hearings. None

6. Action Items.

Subject :	6.01 AB 21166 BMAC Utilities Assistance Contract - Mr. Rizzitiello
Meeting :	Aug 24, 2021 - Electronic City Council Meeting
Category :	6. Action Items.

Access :	Public
Type :	Action, Procedural
Preferred Date :	Aug 24, 2021
Fiscal Impact :	Yes
Dollar Amount :	$50,000.00
Budgeted :	No
Budget Source :	American Rescue Plan Act money transmitted to the City
Recommended Action :	Motion to authorize the Mayor or City Administrator to sign the contract with Blue Mountain Action Council (BMAC) to provide $50,000 in American Rescue Plan Act Grant Funds in support of utility assistance to the residences of College of Place.

Public Content

Historical Perspective:

Due to the COVID-19 pandemic, College Place is experiencing a public health emergency that has created detrimental health, economic development, and housing consequences to the Citys residents as demonstrated in the emergency disaster declaration adopted by College Place City Council on March 17th, 2020 and renewed on June 9th, 2020, and remains in effect until Mayor or State of Washington Governor declare the COVID-19 emergency over.

The City is receiving an allocation of Federal American Rescue Plan Act grant funds of $2.6 million with $1.3 already in City coffers.

The City will provide $50,000 in funds to BMAC to provide utility bill relief to College Place utility customers that are struggling to timely pay for utility services due in whole or in part to COVID-19 mandated quarantine, or loss or reduction in employment and corresponding earnings due to COVID-19 impacts, is in the best interest of College Place residents.

Information for Consideration:

This contract was outlined in the plan for American Rescue Plan Act funds that was approved by City Council during its July 27th, 2021 City Council meeting via Resolution #21-036.

File Attachments

Resolution No. 21-036 American Rescue Plan Act Considerations.pdf (148 KB)
Scan0583.pdf (8,235 KB)
GrantManagement_EmergencyManagement_ARP_Prioritization.pdf (91 KB)

Subject :	6.02 AB 21167 Award Wifi Installation Contract to Pocketinet from AARP Grant Funds - Mr. Rizzitiello
Meeting :	Aug 24, 2021 - Electronic City Council Meeting
Category :	6. Action Items.

Access :	Public
Type :	Action
Preferred Date :	Aug 24, 2021
Fiscal Impact :	Yes
Dollar Amount :	$17,500.00
Budgeted :	Yes
Budget Source :	AARP Community Challenge Grant
Recommended Action :	Motion to approve wifi installation contract with Pocketinet Communications.

Public Content

Historical Perspective:

Over the summer the City received a AARP Community Challenge Grant to install free wi-fi at Lions Park, Kiwanis Park, Veterans Park, and the Municipal Campus.

Information for Consideration:

The City issued a RSQ for Wi-fi Hotspot Installations. The City received one response from Pocketinet. The response met RSQ criteria. The proposal is for $17,500 plus tax. The City received a $18,350 AARP grant.

File Attachments

AARP Press Release.pdf (1,699 KB)
College Place Wi-Fi Hotspot Installation Proposal 8-12-2021.pdf (1,949 KB)
RSQ_CommunityWifi.pdf (529 KB)

Subject :	6.03 AB 21168 College Place Traffic Box Graphic Wrap Awards - Mr. Rizzitiello
Meeting :	Aug 24, 2021 - Electronic City Council Meeting
Category :	6. Action Items.
Access :	Public
Type :	Action
Preferred Date :	Aug 24, 2021
Fiscal Impact :	No
Budgeted :	No
Recommended Action :	Motion to adopt Resolution No. 21-042 which accepts the ad hoc jurying committee's ranking for commissioned art that will appear on the traffic utility box wraps throughout the City.

Public Content

Historical Perspective:

The City Council approved via Resolution 20-024 accepting P1FCU's sponsorship of eight stipends and wraps for eight traffic utility boxes throughout the College Avenue corridor during the June 9th, 2020 City Council meeting.

Information for Consideration:

The ad hoc jurying committee consisted of Bruce Moorhead, Jenny Fuchs, Jim Fry, Brandon Hallsted, Randy Grant, Nancy Riggle, Nadine Stecklein, and Norma Hernandez. The proposals were ranked as is follows:

1. Patty Gardner - 702 points
2. Deborah Bruce - 679 points
3. Amy Bond - 659 points
4. Henry Fisher - 651 points
5. Lorna Barth - 605 points
6. Helen Harvey - 597 points
7. Brianna Krenlich - 576 points
8. (Alternate) Steve Nilson - 512 points

9. (Alternate). Kimi Bruzas - 510 points

If this ranking is approved, we will notify artists and have a artist contract that will memorialize the agreement. They will be paid stipends directly by P1FCU once the final drawings are complete (one month time period to do this). P1FCU is sponsoring eight artist stipends ($350 a piece) and eight traffic box wraps ($650 a piece). We will try to get this entire project completed by Winterfest in early December 2021.

File Attachments

AmyBond_WallaWalla.JPG (4,439 KB)
Helen Harvey_MiltonFreewater.JPG (4,759 KB)
HenryFisher_CollegePlace.JPG (4,310 KB)
LornaBarth_Dayton.JPG (3,837 KB)
DeborahBruce_WallaWalla.JPG (4,871 KB)
PattyGardner_WallaWalla.JPG (4,810 KB)
Steve Nilson_MiltonFreewater.JPG (3,742 KB)
Brianna Krenlich_ColletgePlace.JPG (4,931 KB)
Draft Artist Contract.pdf (98 KB)
KimiBruzas_WallaWalla.JPG (5,243 KB)
Resolution No. 21-042 College Place Traffic Box Art Wraps - Ranked Submittals.pdf (153 KB)

Subject :	6.04 AB 21169 EDA Travel, Tourism, and Outdoor Recreation Grant for Lions Park - Mr. Rizitiello
Meeting :	Aug 24, 2021 - Electronic City Council Meeting
Category :	6. Action Items.
Access :	Public
Type :	Action
Preferred Date :	Aug 24, 2021
Fiscal Impact :	Yes
Dollar Amount :	$960,000.00
Budgeted :	No
Budget Source :	The City would request a grant from the Economic

	Development Administration Outdoor Recreation and Travel, Tourism Grant Program for $8 million. The match of $1.6 mil would be other State grants and City funds which will be utilized for the other Lions Park improvements previously specified.
Recommended Action :	Motion to approve Resolution # 21-043 supporting the City's grant application into the Federal Economic Development Administration Travel, Tourism, and Outdoor Recreation Grant Program pertaining to Lions Park Renovations including a Community Center.

Public Content

Historical Perspective:

In August 2021 the Federal Economic Development Administration announced $240 million from the American Rescue Plan Act as available to outdoor recreation and activities that could bolster community tourism and travel. Program information is available here: https://eda.gov/arpa/travel-tourism/ Grant applications are due sixty (60) days from grant program announcement.

Information for Consideration:

This is a new grant program of the Economic Development Administration (EDA) which was funded through the Federal American Rescue Plan Act. It is a one time grant program. The City has talked with EDA staff about potential projects. The City has also talked with the College Place Lions Club as well. The EDA will provide grant funding for 80% of a project up to 100% in certain cases. The general concept is to pursue $8 million dollars. $7.2 million of the grant request would go toward a public design process and construction of a community center to replace the existing Lions Park Community Center which has a multitude of upcoming capital needs. Estimated costs come from similar scoping across the country in Airway Heights, WA, Liberty Lake, WA, Harrisburg, South Dakota, and Sioux Falls, South Dakota. $800,000 would go toward the pond separation from Garrison Creek that has been in previously adopted Lions Park Plan documents. This will keep the pond from silting in and enable it to continue as juvenile fishing derby waters for years to come. The remaining $1.6 million match will consist of State Recreation Conservation Office, Sherwood Trust, and City REET funds already dedicated to the overarching Lions Park renovation project.

File Attachments

Resolution No. 21-043 Economic Development Administration Travel, Tourism Grant Support.pdf (640 KB)
EDA_ARPA_Travel-One-Pager.pdf (176 KB)
Travel-and-Tourism-webinar-slides.pdf (826 KB)

Subject :	6.05 AB 21170 EDA Economic Adjustment Grant for Wastewater Treatment Plant - Mr. Rizzitiello
Meeting :	Aug 24, 2021 - Electronic City Council Meeting
Category :	6. Action Items.
Access :	Public
Type :	Action
Preferred Date :	Aug 24, 2021
Fiscal Impact :	Yes

Dollar Amount :	$22,000,000.00
Budgeted :	No
Budget Source :	$5 million of the project would be paid for by the EDA if awarded. We would need to look for funds for the remainder.
Recommended Action :	Motion to approve Resolution # 21-044 supporting the City's grant application into the Federal Economic Development Administration Economic Adjustment Program pertaining to the College Place Wastewater Treatment Plant Renovation /Upgrade Project.

Public Content

Historical Perspective:

In July 2021 the Federal Economic Development Administration announced $3 billion from the American Rescue Plan Act as available to fund infrastructure to aide in economic development activities through its Public Works Economic Adjustment Act Program.

Information for Consideration:

The ARPA money that got injected into the Economic Development Administration Economic Adjustment Grant Program also came with criteria increasing the amount the agency will fund to hardship communities (of which College Place is one - LMI/Opportunity Zone) from 50% to 80%. The grant application is a lot of work. However, this may allow us the opportunity for a Federal grant to pay for about $5 million of a $22 million project (entirety of Phase 1 upgrades for WTTP). The City also has a earmark request for $15 million into the Federal Infrastructure Bill and is working on additional grant requests through the United States Department of Agriculture - Rural Development and the State Department of Ecology.

File Attachments

Resolution No. 21-044 EDA Economic Adjustment Grant for Wastewater Treatment Plant.pdf (209 KB)
EDA_ARPA_EAA-One-Pager.pdf (155 KB)
Wastewater_WTTPUpgrade_Flier.pdf (496 KB)

7. Administrative Reports.

Subject :	7.01 AB 21171 Update Criminal Code - Ms. Culwell
Meeting :	Aug 24, 2021 - Electronic City Council Meeting
Category :	7. Administrative Reports.
Access :	Public
Type :	Information

Public Content

Historical Perspective:

The City has adopted RCWs which defines misdemeanor and gross misdemeanor crimes generally and also adopted specific criminal RCWs; Chapter 9.04 CPMC. The CPMC does not accommodate for amendments or recondification of state RCWs and does not accommodate any new RCWs defining crimes.

Information for Consideration:

For the City of College Place to charge and prosecute individuals for state crimes - for example, Assault 4th degree, (gross misdemeanor) under RCW 9A.36.041 - the City must adopt the RCW as an ordinance. The adoption of criminal RCWs by ordinance should provide for automatic adoptions or amendments to and recodification of the RCW, to assure the City's ability to enforce and prosecute the crimes identified by RCW. In addition, the City code should accommodate new RCWs that define crimes. While the City can still prosecute crimes identified by prior versions of an RCW, doing so is problematic in that a prior version may be ruled unconstiutional. In addition, in recent years, certain misdemeanors and gross misdemeanors have become crimes that "stack", for example, the crime of violation of a domestic violence protection order, after two prior convictions, the third offense becomes a felony. If the City is prosecuting the crime under an prior version, the stacking provisoin would not apply. An example of a new crime since the City has adopted its criminal code is the crime of violations of an extreme risk protection order. As the Code is today, such crime cannot be prosecuted by the City. While the county prosecutor may still prosecute, the City has no control over the prosecution.

File Attachments

Crimes APPENDIX.pdf (146 KB)
Additional Info - Criminal Code.pdf (92 KB)
update criminal code.pdf (220 KB)
Criminal Code Ordinance.pdf (192 KB)

8. Informational Reports.

Subject :	8.01 CPPD Monthly Report
Meeting :	Aug 24, 2021 - Electronic City Council Meeting
Category :	8. Informational Reports.
Access :	Public
Type :	Information

File Attachments

Daily Incident Log 07 2021.pdf (3,854 KB)
Incident Activity Report 07 2021.pdf (3,010 KB)
July 2021 Officer Activity.pdf (112 KB)

Subject :	8.02 Community Development Department Monthly Report
Meeting :	Aug 24, 2021 - Electronic City Council Meeting
Category :	8. Informational Reports.
Access :	Public
Type :	Information

File Attachments

7-2021 Permit Report CP Year to Date All.pdf (246 KB)

July 2021 Facility Report.pdf (149 KB)
July.2021.Building.Inspection.Summary.pdf (405 KB)
Stats WW 0721.pdf (13 KB)
Walla.Walla.Area.Permit.List.2021.07.pdf (20 KB)

Subject :	8.03 Regional Housing Action Plan
Meeting :	Aug 24, 2021 - Electronic City Council Meeting
Category :	8. Informational Reports.
Access :	Public
Type :	Information

File Attachments

!Walla Walla HAP Final Report 7.21.pdf (4,626 KB)

Subject :	8.04 Public Works/Water Department Monthly Report
Meeting :	Aug 24, 2021 - Electronic City Council Meeting
Category :	8. Informational Reports.
Access :	Public
Type :	Information

File Attachments

June, 2021 WWTP Report.pdf (1,924 KB)

9. Executive Session. None

10. Closing Items.

Subject :	10.01 Adjournments
Meeting :	Aug 24, 2021 - Electronic City Council Meeting
Category :	10. Closing Items.
Access :	Public
Type :	Action
Recommended Action :	Motion to adjourn the meeting



It is *SO EASY* to participate in public meetings!

Just join the Zoom meeting or call in, *from anywhere!*

Links are provided for each meeting on the agenda at:

https://go.boarddocs.com/wa/cocp/Board.nsf/Public

When it is time for public comment, just raise your hand! (*9 on phone or "raise hand" button on Zoom)

DocuSign Envelope ID: 9E371E9E-5DE2-4950-ACB0-810524E4737D

Financial Reports Descriptions

Monthly Expenditure Analysis

Summary of expenditures for the period. This report breaks out Payroll, Capital, and Debt Service expenditures. The total expenditures for the period on this report should tie out to the *Treasurer's Report Fund Totals* expenditure column.

Check Register

Detail of every check or electronic payment issued during the period. This report contains only cash items that require council approval. It does not include transactions that do not require council approval, such as interest income or bank fees. Therefore, the total of this report will not tie to the expenditures total on the *Monthly Expenditure Analysis, Treasurer's Report,* or *Cash Flow Report*.

Treasurer's Report

Fund Totals – Presents beginning fund balances, revenues for the period, expenditures for the period, ending fund balances, outstanding items, and fund balances adjusted for outstanding items.

Account Totals – Presents Cash and Investment account beginning balances, deposits, withdrawals, outstanding items, and adjusted ending balances.

Fund Investments by Account – Presents investment balances by fund. This is an allocation of the City's investments to applicable funds. The allocation is adjusted each month by the Finance Director according to fund balance. This adjustment displays in the "Purchases" and "Liquidated" columns.

Fund Investment Totals – Presents fund investments and cash allocated by fund. This report builds on the *Fund Investments by Account* report by also including cash balances.

Cash Flow Report

Shows cash in and cash out by fund for each period and year-to-date. Revenue and Expenditure totals should tie out to revenue and expenditure totals on the *Treasurer's Report Fund Totals* report.

Budget Position Report

Shows revenues and expenditures as compared to budget for the year-to-date. Excludes beginning and ending fund balances.

Totals for Credit Accounts

Detail of credit account transactions for the period. Reported by vendor and subtotaled by department.

DocuSign Envelope ID: 9E371E9E-5DE2-4950-ACB0-810524E4737D

City of College Place

Monthly Expenditure Analysis

Jul-21

Month	Operating Expenses		Capital	Debt Service	Total
	Payroll	Other			
Jul-21	459,852	209,430	1,070,608	-	1,739,890
Jun-21	419,641	1,695,104	1,105,529	48,701	3,268,974
May-21	408,505	921,056	704,325	436,918	2,470,804
Apr-21	446,096	528,518	619,557	93,525	1,687,696
Mar-21	422,551	1,278,616	443,207	140,484	2,284,858
Feb-21	424,091	2,746,832	455,374	-	3,626,297
Jan-21	442,987	384,943	76,177	129,584	1,033,691
Dec-20	407,690	1,819,771	566,385	338,400	3,132,246
Nov-20	425,114	309,399	630,233	391,475	1,756,221
Oct-20	412,627	574,664	272,063	226,497	1,485,851
Sep-20	395,250	2,070,347	488,286	161,730	3,115,614
Aug-20	369,505	641,953	720,840	-	1,732,298
Jul-20	414,911	347,650	483,414	129,584	1,375,559

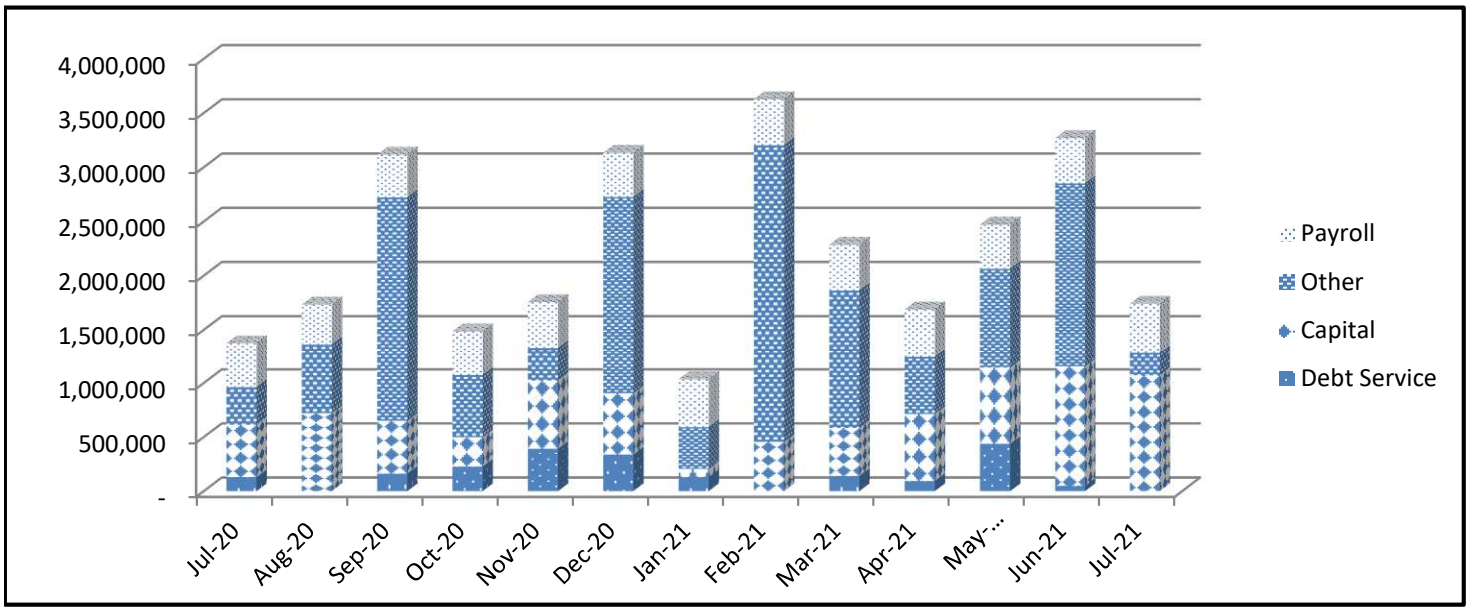

Other Detail - Significant Expenditures and Related Party Transactions		
		$ -
		-
Related Party Transactions: None		
Total Other Detail		**$ -**

DocuSign Envelope ID: 9E371E9E-5DE2-4950-ACB0-810524E4737D

CHECK REGISTER

City Of College Place | Time: 10:32:07 Date: 08/10/2021

07/01/2021 To: 07/31/2021 | Page: 1

Trans	Date	Type	Acct #	Chk #	Claimant	Amount	Memo
4420	07/06/2021	Payroll	28	EFT	Eric H Adams	2,455.28	
4421	07/06/2021	Payroll	28	EFT	Dennis R Anderson	2,223.10	
4422	07/06/2021	Payroll	28	EFT	M Wade Antle	3,759.87	
4423	07/06/2021	Payroll	28	EFT	Marianne K Barr	3,363.66	
4424	07/06/2021	Payroll	28	EFT	Logan K Bartlett	767.40	
4425	07/06/2021	Payroll	28	EFT	Robert D Benfield	4,843.41	
4426	07/06/2021	Payroll	28	EFT	Jerry L Bobbitt	344.94	
4427	07/06/2021	Payroll	28	EFT	Tanner R Bollinger	599.64	
4428	07/06/2021	Payroll	28	EFT	John A Boose	2,942.25	
4429	07/06/2021	Payroll	28	EFT	Monica H Boyle	344.94	
4430	07/06/2021	Payroll	28	EFT	Brielle M Brink	1,213.01	
4431	07/06/2021	Payroll	28	EFT	Noelle E Calkins	87.47	
4432	07/06/2021	Payroll	28	EFT	Brian J Carleton	4,155.68	
4433	07/06/2021	Payroll	28	EFT	Ramon F Castelo	19.65	
4434	07/06/2021	Payroll	28	EFT	Randall J Chamberlain	3,143.75	
4435	07/06/2021	Payroll	28	EFT	Randall J Chamberlain	295.91	
4436	07/06/2021	Payroll	28	EFT	Caitlin Charnley-Ovens	1,639.86	
4437	07/06/2021	Payroll	28	EFT	DaShari D Cinnamon	2,492.96	
4438	07/06/2021	Payroll	28	EFT	Michael A Cleveland	344.94	
4439	07/06/2021	Payroll	28	EFT	Tanner C Cole	2,844.94	
4440	07/06/2021	Payroll	28	EFT	Laurencio Cota De La Cruz	1,647.92	
4441	07/06/2021	Payroll	28	EFT	Rea L Culwell	4,591.71	
4442	07/06/2021	Payroll	28	EFT	Salvador M Diaz	2,903.22	
4443	07/06/2021	Payroll	28	EFT	Benjamin G Dill	12.33	
4444	07/06/2021	Payroll	28	EFT	Shawn R Doering	3,268.21	
4445	07/06/2021	Payroll	28	EFT	Emily A Downs	3,521.12	
4446	07/06/2021	Payroll	28	EFT	Charles O Drury	3,833.29	
4447	07/06/2021	Payroll	28	EFT	Jimmy C Duede	4,431.54	
4448	07/06/2021	Payroll	28	EFT	Alexander Edison	2,122.71	
4449	07/06/2021	Payroll	28	EFT	Brittney E Erb	628.82	
4450	07/06/2021	Payroll	28	EFT	Patrick J Evensen	2,202.05	
4451	07/06/2021	Payroll	28	EFT	Brian R Fortin	4,868.63	
4452	07/06/2021	Payroll	28	EFT	Jeffrey R Goodson	3,378.06	
4453	07/06/2021	Payroll	28	EFT	Sharame L Goodwin	1,583.63	
4454	07/06/2021	Payroll	28	EFT	Jayme L Graham	653.48	
4455	07/06/2021	Payroll	28	EFT	Travis B Grove	1,787.38	
4456	07/06/2021	Payroll	28	EFT	Neosha K Guse	24.65	
4457	07/06/2021	Payroll	28	EFT	Richard F Guse	36.99	
4458	07/06/2021	Payroll	28	EFT	Scott W Hall	4,186.78	
4459	07/06/2021	Payroll	28	EFT	Scott A Hanson	44.32	
4460	07/06/2021	Payroll	28	EFT	Tanner M Harris	3,935.68	
4461	07/06/2021	Payroll	28	EFT	Paul D Hartwig	6,701.36	
4462	07/06/2021	Payroll	28	EFT	Norma L Hernandez	1,329.78	
4463	07/06/2021	Payroll	28	EFT	Michael C Holden	2,129.25	
4464	07/06/2021	Payroll	28	EFT	Nattilie E Jackson	556.01	
4465	07/06/2021	Payroll	28	EFT	Jason C James	229.26	
4466	07/06/2021	Payroll	28	EFT	David M.O. Jardin	1,508.99	
4467	07/06/2021	Payroll	28	EFT	William P Kelly	49.32	
4468	07/06/2021	Payroll	28	EFT	Kameron W Kinsey	1,052.77	
4469	07/06/2021	Payroll	28	EFT	Matthew R Kontra	130.62	
4470	07/06/2021	Payroll	28	EFT	Joseph T Langlois	3,123.60	
4471	07/06/2021	Payroll	28	EFT	Jacob G LeBaron	12.33	
4472	07/06/2021	Payroll	28	EFT	Kenneth A Martin	2,449.30	
4473	07/06/2021	Payroll	28	EFT	Aidan L Murdoch	283.59	
4474	07/06/2021	Payroll	28	EFT	Spencer Myrlie	1,835.82	
4475	07/06/2021	Payroll	28	EFT	Lisa R Neissl	2,807.64	
4476	07/06/2021	Payroll	28	EFT	Ally M Newton	19.65	
4477	07/06/2021	Payroll	28	EFT	Trenton M Nilsson	252.76	
4478	07/06/2021	Payroll	28	EFT	Ronald A Nordman	3,183.76	
4479	07/06/2021	Payroll	28	EFT	Marge M Nyhagen	344.94	

DocuSign Envelope ID: 9E371E9E-5DE2-4950-ACB0-810524E4737D

CHECK REGISTER

Trans	Date	Type	Acct #	Chk #	Claimant	Amount	Memo
4480	07/06/2021	Payroll	28	EFT	Akua Owusu Ansah	1,217.02	
4481	07/06/2021	Payroll	28	EFT	Tonya R Paffile	2,980.57	
4482	07/06/2021	Payroll	28	EFT	Alan J Parker	3,687.72	
4483	07/06/2021	Payroll	28	EFT	Loren D Peterson	344.94	
4484	07/06/2021	Payroll	28	EFT	Joshua W Price	87.47	
4485	07/06/2021	Payroll	28	EFT	James R Reese	3,235.36	
4486	07/06/2021	Payroll	28	EFT	Jonathan J Rickard	6,365.49	
4487	07/06/2021	Payroll	28	EFT	Michael J Rizzitiello	4,113.98	
4488	07/06/2021	Payroll	28	EFT	Kristi Scherger	2,832.03	
4489	07/06/2021	Payroll	28	EFT	Heather M Schermann	344.94	
4490	07/06/2021	Payroll	28	EFT	Andrew D Schild	4,197.31	
4491	07/06/2021	Payroll	28	EFT	Dylan E Schmick	2,912.43	
4492	07/06/2021	Payroll	28	EFT	Melodie A Selby	339.94	
4493	07/06/2021	Payroll	28	EFT	Andrea M St Clair	1,528.86	
4494	07/06/2021	Payroll	28	EFT	Troy E Tomaras	5,667.71	
4495	07/06/2021	Payroll	28	EFT	Daniel I Watkins	3,056.18	
4496	07/06/2021	Payroll	28	EFT	Christopher A Webber-Williams	1,831.39	
4497	07/06/2021	Payroll	28	EFT	Shelli Williams	2,606.64	
4498	07/06/2021	Payroll	28	EFT	Troy J Williams	2,479.99	
4499	07/06/2021	Payroll	28	EFT	David W Winter	5,833.76	
4500	07/06/2021	Payroll	28	EFT	Kevin E Wolpert	3,314.22	
4504	07/06/2021	Payroll	28	EFT	AWC Life Insurance	189.50	Pay Cycle(s) 07/06/2021 To 07/06/2021 - Life Insurance
4505	07/06/2021	Payroll	28	EFT	American Family Life Ins	1,238.90	Pay Cycle(s) 07/06/2021 To 07/06/2021 - AFLAC-Post Tax; Pay Cycle(s) 07/06/2021 To 07/06/2021 - AFLAC-Pre Tax
4506	07/06/2021	Payroll	28	EFT	Association Of Washington Cities	64,542.38	Pay Cycle(s) 07/06/2021 To 07/06/2021 - Health First-250; Pay Cycle(s) 07/06/2021 To 07/06/2021 - AWC Life-Emp; Pay Cycle(s) 07/06/2021 To 07/06/2021 - AWC Life-Dep; Pay Cycle(s) 07/06/2021 To 07/06/2
4507	07/06/2021	Payroll	28	EFT	Internal Revenue Service (Payroll)	56,248.96	941 Deposit for Pay Cycle(s) 07/06/2021 - 07/06/2021
4508	07/06/2021	Payroll	28	EFT	Mass Mutual	7,137.84	Pay Cycle(s) 07/06/2021 To 07/06/2021 - 457 Def Comp
4509	07/06/2021	Payroll	28	EFT	Oregon Department Of Revenue	1,466.00	Pay Cycle(s) for OR Tax07/06/2021 - 07/06/2021
4510	07/06/2021	Payroll	28	EFT	State Of Washington	48,446.05	Pay Cycle(s) 07/06/2021 To 07/06/2021 - Leoff 2; Pay Cycle(s) 07/06/2021 To 07/06/2021 - Pers 1; Pay Cycle(s) 07/06/2021 To 07/06/2021 - Pers 2; Pay Cycle(s) 07/06/2021 To
4511	07/06/2021	Payroll	28	EFT	Washington Teamsters Welfare Trust	17,881.60	Pay Cycle(s) 07/06/2021 To 07/06/2021 - Teamsters Dental; Pay Cycle(s) 07/06/2021 To 07/06/2021 - Teamsters Medical; Pay Cycle(s) 07/06/2021 To 07/06/2021 - Teamsters Time Loss; Pay Cycle(s) 07/06/202
4567	07/08/2021	Claims	28	EFT	WA St. Dept Of Licensing	88.13	2nd Qrt 2021 Dyed Diesel Fuel User Tax
4687	07/09/2021	Claims	28	EFT	Home Depot Credit Services	1,028.00	
4688	07/12/2021	Claims	28	EFT	Quill Corporation	835.40	Office Supplies; Supplies-PD; Supplies-PD; Office Supplies; Office Supplies- PW; Office Supplies; Operating Supplies

DocuSign Envelope ID: 9E371E9E-5DE2-4950-ACB0-810524E4737D

CHECK REGISTER

Trans	Date	Type	Acct #	Chk #	Claimant	Amount	Memo
4721	07/13/2021	Claims	28	EFT	Columbia Rural Electric	629.74	Monthly Services
4728	07/23/2021	Claims	28	EFT	WA St. Dept Of Revenue	17,201.96	June 2021 Excise Tax; Written From Use Tax Report- June 2021
4729	07/15/2021	Payroll	28	EFT	Eric H Adams	1,414.01	
4730	07/15/2021	Payroll	28	EFT	Dennis R Anderson	1,601.85	
4731	07/15/2021	Payroll	28	EFT	M Wade Antle	230.87	
4732	07/15/2021	Payroll	28	EFT	John A Boose	1,523.31	
4733	07/15/2021	Payroll	28	EFT	Brian J Carleton	2,485.70	
4734	07/15/2021	Payroll	28	EFT	DaShari D Cinnamon	1,011.37	
4735	07/15/2021	Payroll	28	EFT	Tanner C Cole	1,211.58	
4736	07/15/2021	Payroll	28	EFT	Laurencio Cota De La Cruz	1,320.62	
4737	07/15/2021	Payroll	28	EFT	Rea L Culwell	2,448.52	
4738	07/15/2021	Payroll	28	EFT	Salvador M Diaz	1,576.46	
4739	07/15/2021	Payroll	28	EFT	Shawn R Doering	1,015.71	
4740	07/15/2021	Payroll	28	EFT	Alexander Edison	1,829.43	
4741	07/15/2021	Payroll	28	EFT	Patrick J Evensen	1,929.73	
4742	07/15/2021	Payroll	28	EFT	Jeffrey R Goodson	230.87	
4743	07/15/2021	Payroll	28	EFT	Sharame L Goodwin	1,175.55	
4744	07/15/2021	Payroll	28	EFT	Travis B Grove	1,258.76	
4745	07/15/2021	Payroll	28	EFT	Paul D Hartwig	277.05	
4746	07/15/2021	Payroll	28	EFT	Michael C Holden	1,052.21	
4747	07/15/2021	Payroll	28	EFT	Joseph T Langlois	1,434.86	
4748	07/15/2021	Payroll	28	EFT	Kenneth A Martin	406.56	
4749	07/15/2021	Payroll	28	EFT	Spencer Myrlie	1,517.34	
4750	07/15/2021	Payroll	28	EFT	Lisa R Neissl	1,600.25	
4751	07/15/2021	Payroll	28	EFT	Alan J Parker	1,556.45	
4752	07/15/2021	Payroll	28	EFT	Michael J Rizzitiello	3,516.78	
4753	07/15/2021	Payroll	28	EFT	Dylan E Schmick	1,133.21	
4754	07/15/2021	Payroll	28	EFT	Andrea M St Clair	1,236.11	
4755	07/15/2021	Payroll	28	EFT	Daniel I Watkins	1,520.51	
4756	07/15/2021	Payroll	28	EFT	Christopher A Webber-Williams	1,838.74	
4757	07/15/2021	Payroll	28	EFT	Troy J Williams	1,695.60	
4763	07/14/2021	Claims	28	EFT	Amazon Business Prime	243.37	Community Events Supplies; Basketball Nets; Wireless Keyboard- R. Culwell; Well #4 Supplies
4985	07/27/2021	Claims	28	EFT	Cascade Natural Gas Corporation	140.08	Monthly Services- July 2021; Monthly Services- July 2021; Monthly Services- July 2021; Monthly Services- July 2021; Monthly Services- July 2021
4986	07/27/2021	Claims	28	EFT	CenturyLink Communications LLC	8.31	Monthly Services
4987	07/27/2021	Claims	28	EFT	Centurylink Communications LLC	834.15	Monthly Services; Monthly Services; Monthly Services
4988	07/27/2021	Claims	28	EFT	Pacific Power & Light	26,168.05	Monthly Services- July 2021
4989	07/27/2021	Claims	28	EFT	Staples Credit Plan	168.47	Office Chair- S. Goodwin
5022	07/15/2021	Payroll	28	EFT	WA St. Dept Of Labor & Industries	29,181.75	2ND Quarter 04/01/2021 - 06/30/2021-Volunteers Timm,K, Scherger, M, Soderstrom, F
5024	07/29/2021	Payroll	28	EFT	Internal Revenue Service (Payroll)	10,159.42	941 Deposit for Pay Cycle(s) 07/15/2021 - 07/15/2021
5025	07/29/2021	Payroll	28	EFT	Oregon Department Of Revenue-Transit	63.02	Pay Cycle(s) 04/01/2021 To 06/30/2021 - Oregon Statewide Transit Tax
5026	07/29/2021	Payroll	28	EFT	ESD - PFMLA	3,437.11	Pay Cycle(s) 04/01/2021 To 06/30/2021 - PFMLA
5052	07/30/2021	Payroll	28	EFT	State Of Washington	419.98	April-June 2021 Non-LEOFF Contributions

DocuSign Envelope ID: 9E371E9E-5DE2-4950-ACB0-810524E4737D

CHECK REGISTER

Trans	Date	Type	Acct #	Chk #	Claimant	Amount	Memo
5215	07/06/2021	Claims	28	EFT	Paymentech	438.04	Paymentech Fee- General Payments
5216	07/06/2021	Claims	28	EFT	Paymentech	1,787.96	Paymentech Fees - Utility Payments
5217	07/06/2021	Claims	28	EFT	Xpress Solutions, Inc.	838.64	July 2021 Xpress Bill Pay Fee
4512	07/06/2021	Payroll	28	52352	American Legal Services	79.64	Pay Cycle(s) 07/06/2021 To 07/06/2021 - Teamsters Legal Defense Fund
4513	07/06/2021	Payroll	28	52353	City Of College Place	1,171.33	Pay Cycle(s) 07/06/2021 To 07/06/2021 - Flex Spending
4514	07/06/2021	Payroll	28	52354	College Place Fire Fighters Assn.	70.00	Pay Cycle(s) 07/06/2021 To 07/06/2021 - CP Volunteer Fire
4515	07/06/2021	Payroll	28	52355	Fraternal Order Of Police	105.00	Pay Cycle(s) 07/06/2021 To 07/06/2021 - Fraternal Order Of Police
4516	07/06/2021	Payroll	28	52356	C/O BMCU Acct. 59881001 IAFF Local 4203	250.00	Pay Cycle(s) 07/06/2021 To 07/06/2021 - IAFF Local 4203
4517	07/06/2021	Payroll	28	52357	Marianne Barr C/O CPPD Emp Donations	162.50	Pay Cycle(s) 07/06/2021 To 07/06/2021 - CP Police Fund
4518	07/06/2021	Payroll	28	52358	Teamsters - Police	869.00	Pay Cycle(s) 07/06/2021 To 07/06/2021 - Union Dues -
4519	07/06/2021	Payroll	28	52359	Teamsters - Public Employees	778.00	Pay Cycle(s) 07/06/2021 To 07/06/2021 - Union Dues - PW
4520	07/06/2021	Payroll	28	52360	United Way of Walla Walla County	5.00	Pay Cycle(s) 07/06/2021 To 07/06/2021 - Donation - United Way
4521	07/06/2021	Payroll	28	52361	WSCFF Employee Benefit Trust	375.00	Pay Cycle(s) 07/06/2021 To 07/06/2021 - WSCFF Emp Ben Trust
4556	07/08/2021	Claims	28	79298	David Garza Jr.	120.00	Farm Market Entertainment- 7/8/2021
4595	07/09/2021	Claims	28	79299	Lonnie & Sherrice Croft #	20.00	Refund- Freedom Fest Vendor Fee
4596	07/09/2021	Claims	28	79300	Jed & Alyssa Headley	20.00	Refund- Freedom Fest Vendor Fee
4597	07/09/2021	Claims	28	79301	Aaron & Norma Hernandez		s/b made out to Friends of Norma Hernandez
4598	07/09/2021	Claims	28	79302	Walla Walla County Rural Library Dist	10.00	Refund- Freedom Fest Vendor Fee
4599	07/09/2021	Claims	28	79303	Bright's Candies	20.00	Bright's Candies
4600	07/09/2021	Claims	28	79304	Shawna Wright Art	20.00	Shawna Wright Art
4601	07/09/2021	Claims	28	79305	Whitman Acres	20.00	Whitman Acres
4602	07/09/2021	Claims	28	79306	Melanie's Natural Soap	20.00	Melanie's Natural Soap
4603	07/09/2021	Claims	28	79307	Laura Rosales	20.00	Laura Rosales
4604	07/09/2021	Claims	28	79308	Anabelle's BBQ	20.00	Anabelle's BBQ
4605	07/09/2021	Claims	28	79309	Retreat	20.00	Retreat
4606	07/09/2021	Claims	28	79310	Wheat Art Co	20.00	Wheat Art Co
4607	07/09/2021	Claims	28	79311	Granny's Tamales	10.00	Granny's Tamales
4608	07/09/2021	Claims	28	79312	That Skincare Co.	10.00	That Skincare Co.
4610	07/09/2021	Claims	28	79313	Hacienda Zaragoza	10.00	Hacienda Zaragoza
4611	07/09/2021	Claims	28	79314	Maria G's Sewing Boutique	10.00	Maria G's Sewing Boutique
4617	07/10/2021	Claims	28	79315	Office Of WA St. Treasurer (Bldg. Code Fees)	471.50	2nd Quarter 2021 Building Code Fees
4702	07/13/2021	Claims	28	79316	Jubal Bewick	216.09	747 SE Nuthatch Dr
4703	07/13/2021	Claims	28	79317	David M. Evans Jr.	275.29	17 SW 8th St 17-19
4704	07/13/2021	Claims	28	79318	Timothy & Valerie Ewert	50.64	26 SE 4th St
4705	07/13/2021	Claims	28	79319	Jason & Abigail Flannery	328.17	1531 SE Freedom Pl
4706	07/13/2021	Claims	28	79320	Gary & Judy Guiles ^	166.06	536 NE Villa Ave
4707	07/13/2021	Claims	28	79321	Hayden Homes	292.63	1164 SW Settlement St
4708	07/13/2021	Claims	28	79322	Daniel Kaylor	504.69	100 N College Ave A & B

DocuSign Envelope ID: 9E371E9E-5DE2-4950-ACB0-810524E4737D

CHECK REGISTER

Trans	Date	Type	Acct #	Chk #	Claimant	Amount	Memo
4709	07/13/2021	Claims	28	79323	Sharon Nauyokas LT^	215.73	512 NE Villa Ave
4710	07/13/2021	Claims	28	79324	Dale J & Sharon F Peterson	363.62	218/220 NE A St; 218/220 NE A St
4711	07/13/2021	Claims	28	79325	Merlin & Jo Ella Phillips Jr	186.84	1132 SW Carver St
4712	07/13/2021	Claims	28	79326	William & Betty Price	418.01	409 SE 4th St
4713	07/13/2021	Claims	28	79327	RK Property Solutions	95.88	407 SE 5th St
4714	07/13/2021	Claims	28	79328	Perry & Nichole Ridler	238.42	508 SE12th St
4715	07/13/2021	Claims	28	79329	Roy & Suzanne Shumate Jr	164.67	1165 SE Vista Pl
4716	07/13/2021	Claims	28	79330	Lola Sylvester	165.87	719 SE Goldeneye
4717	07/13/2021	Claims	28	79331	Veniamin & Olga Tkachev	209.57	1379 SW Virginia St
4718	07/13/2021	Claims	28	79332	Jennifer Weissenfels	172.16	1100 SE Birch Ave
4719	07/13/2021	Claims	28	79333	Tim & Cheri Windemuth #	97.73	122 NW Earl Ln
4771	07/14/2021	Claims	28	79334	City Of College Place-General	9,436.35	Monthly Services
4787	07/16/2021	Claims	28	79335	McKenzie Lindsey	50.00	Farm Market Entertainment 7/15/2021
4809	07/19/2021	Claims	28	79336	Walla Walla County Auditor	78.00	Lien Release Fee- Acct 9088
4834	07/20/2021	Claims	28	79337	Walla Walla County Auditor	115.50	Recording Fee - Right Of Way Dedication Easement WWU
4854	07/21/2021	Claims	28	79338	Friends of Norma Hernandez	20.00	Refund- Freedom Fest Vendor Fee
4863	07/22/2021	Claims	28	79339	Cynthia S. Wolfe	150.00	Farm Market Entertainment- 7/22/2021
4910	07/26/2021	Claims	28	79340	Postmaster	812.79	Utility Bulk Postage-Aug 2021 Statements
4984	07/28/2021	Claims	28	79341	Tammy L. Nelson	150.00	Farmers Market Entertainment- 7/28/2021
5012	07/28/2021	Claims	28	79342	Shawn R Doering	51.06	Reimbursement- Wellness Baskets
5013	07/28/2021	Claims	28	79343	Kristi Scherger	93.21	Reimbursement- Wellness Baskets
4618	07/09/2021	Claims	28	105316	Abadan Tri-Cities	265.25	Copy Machine Maintenance
4619	07/09/2021	Claims	28	105317	Above The Line Cleaning LLC	1,412.00	Cleaning- Annex- June 2021; Monthly Cleaning - June 2021
4620	07/09/2021	Claims	28	105318	Apollo Inc.	563,037.63	SW Sewer Lift Station No.7- Pmt 4
4621	07/09/2021	Claims	28	105319	John Ash	10.00	Refund Of Farm Market Vendor Fees- 7/1/2021
4622	07/09/2021	Claims	28	105320	Azavar Audit Solutions	38.79	Local Government Audit Program Contingency Payment
4623	07/09/2021	Claims	28	105321	Robert D Benfield	9.75	Reimbursement- Patrol Car Headlamp
4624	07/09/2021	Claims	28	105322	Blue Mountain Humane Society	833.34	June 2021 Animal Services
4625	07/09/2021	Claims	28	105323	Central Manufacturing, Inc	600.32	Hot Mix
4626	07/09/2021	Claims	28	105324	Code4, LLC	2,764.79	Rifles; Magazines
4627	07/09/2021	Claims	28	105325	College Place Heating &	71.74	Part-Condensate Pump
4628	07/09/2021	Claims	28	105326	Corwin Ford - Tri Cities	18.94	Parts
4629	07/09/2021	Claims	28	105327	Dunning Irrigation Supply	426.76	SW Sewer Irrigation Repair; Parts
4630	07/09/2021	Claims	28	105328	ERGOMETRICS	289.88	Fire TEAM Testing
4631	07/09/2021	Claims	28	105329	Foster Garvey PC	10,000.00	Sewer Revenue Bond- Legal Services Bond Counsel
4632	07/09/2021	Claims	28	105330	GNAT Enterprises	80.00	Transportation Services- D. Lepiane
4633	07/09/2021	Claims	28	105331	Governmentjobs.com, Inc.	1,950.08	NEOGOV E-Forms 2nd Half 2021
4634	07/09/2021	Claims	28	105332	Michael C Holden	160.68	Reimbursement- CDL Class A License
4635	07/09/2021	Claims	28	105333	InterMountain Education Service District	44.52	DVD-RW Drive & Mounting Kit
4636	07/09/2021	Claims	28	105334	Iron Horse LLC	10,562.40	Release Of Retainage- Sewer Lining
4637	07/09/2021	Claims	28	105335	Jones Truck & Implement	88.82	Parts
4638	07/09/2021	Claims	28	105336	KIE Supply Corporation	480.55	Parts; Parts; Parts; Safety Eye Glasses; Part; Parts; Supplies

DocuSign Envelope ID: 9E371E9E-5DE2-4950-ACB0-810524E4737D

CHECK REGISTER

Trans	Date	Type	Acct #	Chk #	Claimant	Amount	Memo
4639	07/09/2021	Claims	28	105337	Dennis Lepiane	1,377.00	LEOFF I In-home Care Reimbursement-May 2021
4640	07/09/2021	Claims	28	105338	Les Schwab Tire Center - CP	228.22	Winter Change Over & Alignment
4641	07/09/2021	Claims	28	105339	Lexipol LLC	3,186.00	Annual Law Enforcement Policy Updates
4642	07/09/2021	Claims	28	105340	Locati, Devin C.	7,175.56	Gun Range Flooring
4643	07/09/2021	Claims	28	105341	Napa Of Walla Walla	1,296.30	Refund/Credit; Refund/Credit
4644	07/09/2021	Claims	28	105342	Nvoicepay, Inc.	432.80	Bill Pay Batch Fees- June 2021
4645	07/09/2021	Claims	28	105343	One Call Concepts Inc.	28.89	Utility Notifications- June 2021
4646	07/09/2021	Claims	28	105344	Outwest Printing	333.38	Fold/Stuff Utility Statements For July 2021
4647	07/09/2021	Claims	28	105345	Owen Equipment Company	1,008.76	Front Suction Hose
4648	07/09/2021	Claims	28	105346	Pacific Office Automation	203.27	Copy Machine Maintenance
4649	07/09/2021	Claims	28	105347	Pepsi Cola Bottling of Walla Walla	335.50	Water- PW; Water- PW; Water-PW; Water-PD; Water-PD; Water-PD; Water-CH; Water-CH; Water-CH; Water-Annex; Water-Annex; Water-Annex
4650	07/09/2021	Claims	28	105348	Port Of Walla Walla	1,200.00	State Representation
4651	07/09/2021	Claims	28	105349	Postal Annex #397	16.96	Postage- 75th Anniversary Book
4652	07/09/2021	Claims	28	105350	Quality Petroleum Products, Inc.	6,005.24	Fuel; Fuel; Fuel; Fuel
4653	07/09/2021	Claims	28	105351	RH2 Engineering, Inc.	39,801.31	Water System Consolidation And Well No 2 Relocation - PH 3 Well 2 Relocation
4654	07/09/2021	Claims	28	105352	Snap On Tools - Dan's Tool Truck	281.53	Shop Tools
4655	07/09/2021	Claims	28	105353	Specter Instruments, INC	660.00	WIN-911 Interactive License
4656	07/09/2021	Claims	28	105354	Tampa Enterprises, LLC	22.32	Supplies
4657	07/09/2021	Claims	28	105355	The Bancorp Bank	54,390.24	2021- 72 Month Leasing Agreement - Patrol Vehicles
4658	07/09/2021	Claims	28	105356	Town & Country Tree Service	217.40	Grind Stump- SE 12th
4659	07/09/2021	Claims	28	105357	WA St. Consolidated Tech. Services	285.00	PD VPN Monthly Services- June 2021
4660	07/09/2021	Claims	28	105358	WA St. Dept Of Transportation - SCR	420.55	Signal Maintenance
4661	07/09/2021	Claims	28	105359	Walla Walla City of	500.00	1/6th Share WSP ACESS User Fees- 2Q/2021
4662	07/09/2021	Claims	28	105360	Walla Walla County	386.46	06/30/2021 Liquor Profits, TRN 4364 TrRec 74255
4663	07/09/2021	Claims	28	105361	Walla Walla Regional Water Testing Servi	297.00	Water Testing
4664	07/09/2021	Claims	28	105362	Walla Walla Union Bulletin	965.05	Water Use Efficiency Public Meeting; Ord. No. 21-009; Freedom Festival-Digital; Freedom Festival
4665	07/09/2021	Claims	28	105363	Webcheck, Inc	310.88	June 2021 Webcheck Services
4722	07/13/2021	Claims	28	105364	John Ash	113.00	Farmers Market SNAP Reimbursement; Farmers Market SNAP Reimbursement; Farmers Market SNAP Reimbursement; Farmers Market SNAP Reimbursement
4723	07/13/2021	Claims	28	105365	Chesed Farms, LLC	19.00	Farmers Market SNAP Reimbursement
4724	07/13/2021	Claims	28	105366	Ron & Rose Courson	99.00	Farmers Market SNAP Reimbursement; Farmers Market SNAP Reimbursement; Farmers Market SNAP Reimbursement; Farmers Market SNAP Reimbursement; Farmers Market SNAP Reimbursement

DocuSign Envelope ID: 9E371E9E-5DE2-4950-ACB0-810524E4737D

CHECK REGISTER

Trans	Date	Type	Acct #	Chk #	Claimant	Amount	Memo
4725	07/13/2021	Claims	28	105367	Umapine Creamery, LLC	9.00	Farmers Market SNAP Reimbursement
4726	07/13/2021	Claims	28	105368	Willshire Investments LLC	32.00	Farmers Market SNAP Reimbursement; Farmers Market SNAP Reimbursement
4923	07/26/2021	Claims	28	105369	APGN Inc.	8,750.00	Maintenance Check On Blowers @ WWTP
4924	07/26/2021	Claims	28	105370	Aspect Consulting, LLC	8,101.50	Drywell Feasibility Study
4925	07/26/2021	Claims	28	105371	Benton County Fire District #1	100.00	Registration- C. Drury
4926	07/26/2021	Claims	28	105372	Central Washington Asphalt, Inc.	222,008.03	Meadowbrook Overlay No.1
4927	07/26/2021	Claims	28	105373	Chemsearch	271.75	Contract Water Treatment Program-FD Tower
4928	07/26/2021	Claims	28	105374	Connell Oil, Inc	377.31	Supplies
4929	07/26/2021	Claims	28	105375	Core & Main LP	3,477.20	Meter Valves; Check Valves
4930	07/26/2021	Claims	28	105376	Rachel Lynn Cortez	4,166.66	Indigent Defense Services- July 2021
4931	07/26/2021	Claims	28	105377	Gerd Strohmann Dixon	882.45	Candidate Travel Reimbursement -PWD Recruitment
4932	07/26/2021	Claims	28	105378	EMG2, LLC	832.00	Community Events- Advertising
4933	07/26/2021	Claims	28	105379	Exchange Club	175.00	3Q/2021 Dues- M. Rizzitiello
4934	07/26/2021	Claims	28	105380	IIMC	140.00	Annual Dues - D.Cinnamon ID# 40389
4935	07/26/2021	Claims	28	105381	J-U-B Engineers, Inc.	160,923.84	College Place Fiscal Sustainability Plan; College Place- SW Sewer Collection System; Flex Light Industrial Study; WWTP Design
4936	07/26/2021	Claims	28	105382	KIE Supply Corporation	351.64	Supplies; Supplies; Supplies; Supplies; Supplies; Part
4937	07/26/2021	Claims	28	105383	PacWest Machinery LLC	235.11	Parts; CREDIT MEMO: Training Credit; Parts; Sweeper Curtain Kit
4938	07/26/2021	Claims	28	105384	Pape Machinery, Inc.	752.82	Parts
4939	07/26/2021	Claims	28	105385	Prothman Company	981.35	Public Works Director Search- Reimbursable Expenses
4940	07/26/2021	Claims	28	105386	RH2 Engineering, Inc.	1,014.75	On-Call SCADA Support Services; On-Call SCADA Support Services
4941	07/26/2021	Claims	28	105387	Snap On Tools - Dan's Tool Truck	364.09	Shop Tools; Shop Tools
4942	07/26/2021	Claims	28	105388	TIAA Commercial Finance, Inc.	233.75	Monthly Lease- Copy Machine
4943	07/26/2021	Claims	28	105389	Tampa Enterprises, LLC	31.31	Part
4944	07/26/2021	Claims	28	105390	Traffic Safety Supply Company	375.61	Chip Seal 2-Way Yellow
4945	07/26/2021	Claims	28	105391	Walla Walla County Auditor	29,427.85	2Q/2021 District Court Expense
4946	07/26/2021	Claims	28	105392	Woodpecker Truck Of Washington	124.86	Part
5221	07/09/2021	Claims	30	EFT	Navia Benefit Solutions	100.00	FSA Participation Fees- 6/1-6/30/2021
5222	07/07/2021	Claims	30	EFT	Navia Benefit Solutions	272.41	Health Care FSA Disbursement- Wk Ending 7/2/2021
5223	07/13/2021	Claims	30	EFT	Navia Benefit Solutions	607.61	Health Care FSA Disbursement- Wk Ending 7/9/2021
5224	07/20/2021	Claims	30	EFT	Navia Benefit Solutions	39.85	Health Care FSA Disbursement- Wk Ending 7/16/2021
5225	07/27/2021	Claims	30	EFT	Navia Benefit Solutions	197.37	Health Care FSA Disbursement- Wk Ending 7/23/2021

036 Recreation Chrgs/Fees	280.00
511 Legislative	4,050.34
512 Municipal Court	33,594.51
513 Executive	8,602.12
514 Finance & Administration	9,550.85
515 Legal	7,641.91
516 Personnel	7,098.75
517 Employee Benefit Program	100.00
519 Other General Gov Services	8,984.28

DocuSign Envelope ID: 9E371E9E-5DE2-4950-ACB0-810524E4737D

CHECK REGISTER

Trans Date	Type	Acct #	Chk #	Claimant	Amount	Memo
		520		City Clerk/Records	8,236.27	
		521		Law Enforcement	165,463.67	
		522		Fire Control	37,151.89	
		524		Building Inspection	16,179.91	
		526		Emergency Medical Services	33,798.96	
		558		Planning/Community Development	27,544.89	
		567		Alcohol & Drug Treatment/WW County	386.46	
		573		Spectator & Community Events	3,299.18	
		576		Parks & Recreation	15,005.36	
		589		Non-Expenditures	5,789.35	
	001			Current Expense Fund	392,758.70	
		518		Data Processing Services	2,228.35	
	012			Technology Reserve Fund	2,228.35	
		517		Employee Benefit Program	2,199.50	
	061			Employee Benefit Reserve Fund	2,199.50	
		025		Miscellaneous	38.95	
		542		Road & Street Maintenance	22,791.52	
		543		Road & Street General Admin.	3,877.15	
		544		Engineering	3,637.63	
	100			Street Fund	30,345.25	
		521		Law Enforcement	1,234.59	
	120			Criminal Justice Fund	1,234.59	
		542		Road & Street Maintenance	600.32	
	305			Capital Improvement Fund (REET)	600.32	
		594		Capital Improvements	8,101.50	
	309			CDBG Projects Fund	8,101.50	
		542		Road & Street Maintenance	222,008.03	
	311			Street Improvement Fund	222,008.03	
		519		Other General Gov Services	7,175.56	
	315			Facility Maintenance Reserve Fund (CE)	7,175.56	
		521		Law Enforcement	54,390.24	
	320			Equipment Reserve Fund	54,390.24	
		542		Road & Street Maintenance	115.50	
	330			Economic Development Fund	115.50	
		006		Charges For Goods & Services	724.16	
		025		Miscellaneous	77.90	
		534		Water Utilities	104,898.47	
	400			Water Fund	105,700.53	
		006		Charges For Goods & Services	2,377.76	
		025		Miscellaneous	47.61	
		535		Wastewater Utilities	37,883.31	
	401			Wastewater Fund	40,308.68	
		006		Charges For Goods & Services	567.53	
		025		Miscellaneous	21.64	
		531		Stormwater	21,728.16	
	402			Stormwater Fund	22,317.33	

DocuSign Envelope ID: 9E371E9E-5DE2-4950-ACB0-810524E4737D

CHECK REGISTER

Trans Date	Type	Acct #	Chk #	Claimant	Amount	Memo
		534		Water Utilities	39,801.31	
	410			Water Capital Reserve Fund	39,801.31	
		535		Wastewater Utilities	733,422.41	
	411			Wastewater Capital Reserve Fund	733,422.41	
		006		Charges For Goods & Services	175.86	
	412			Wastewater Debt Service Fund	175.86	
		006		Charges For Goods & Services	316.76	
	413			Water Capital Improvement Reserve Fund	316.76	
		548		Equipment Rental & Replacement	22,004.97	
	500			Equipment Rental & Replacement	22,004.97	
		589		Non-Expenditures	1,117.24	
	625			Flexible Benefits Plan Fund	1,117.24	

		Claims:	1,226,470.76
* Transaction Has Mixed Revenue And Expense Accounts	1,686,322.63	Payroll:	459,851.87

WE, the City Administrator and the City Finance Director of the City of College Place, Walla Walla County, Washington, DO HEREBY certify that the merchandise and services listed above have been received, are appropriate business expenditures of the City of College Place, are an accounting of all expenditures for the period described, and that the related vouchers and checks have been properly documented and approved by City Management.

City Administrator: DocuSigned by: CC49F05EFDAA47C... Finance Director: DocuSigned by: Brian Carleton 082AF622633743F...

WE, the undersigned members of the City Council of the City of College Place, Walla Walla County, Washington, representing the entire Council in attendance, DO HEREBY certify that the Council has reviewed the above list of expenditures and related vouchers or checks for the period described, has discussed any concerns with City Management and Staff and has had any such concerns answered adequately. We further certify that the above list of expenditures has been approved by the City of College Place City Council, DATED this _____ day of _____,2021.

X_____ X_____ X_____
Councilmember Councilmember Councilmember

DocuSign Envelope ID: 9E371E9E-5DE2-4950-ACB0-810524E4737D

TREASURERS REPORT

Fund Totals

City Of College Place

Time: 09:41:40 Date: 08/10/2021

07/01/2021 To: 07/31/2021

Fund	Previous Balance	Revenue	Expenditures	Ending Balance	Claims Clearing	Payroll Clearing	Outstanding Deposits	Adjusted Ending Balance
001 Current Expense Fund	3,911,309.21	463,817.85	392,156.47	3,982,970.59	6,431.94	3,659.97	-17,188.11	3,975,874.39
005 Current Expense Reserve Fund	378,618.65	619.84	1.78	379,236.71	0.00	0.00	0.00	379,236.71
012 Technology Reserve Fund	265,204.91	355.60	2,229.37	263,331.14	0.00	0.00	0.00	263,331.14
061 Employee Benefit Reserve Fund	310,373.85	634.03	2,201.33	308,806.55	0.00	0.00	0.00	308,806.55
100 Street Fund	283,915.29	21,482.26	30,044.90	275,352.65	0.00	67.13	-150.00	275,269.78
120 Criminal Justice Fund	15,833.28	42,022.03	1,234.69	56,620.62	0.00	55.97	0.00	56,676.59
121 Forfeited Proceeds Fund	2,060.90	4.19	0.01	2,065.08	0.00	0.00	0.00	2,065.08
130 Hotel/Motel Tax	34,272.97	3,240.08	0.19	37,512.86	0.00	0.00	0.00	37,512.86
201 ULTGO Bond Fund	20,743.40	0.51		20,743.91	0.00	0.00	0.00	20,743.91
235 Commercial Drive Bond Debt Service Fund	143,657.00	14.79	0.41	143,671.38	0.00	0.00	0.00	143,671.38
301 Street Capital Contribution Fund	4,134.11	0.15		4,134.26	0.00	0.00	0.00	4,134.26
305 Capital Improvement Fund (REET)	401,678.94	20,816.05	602.59	421,892.40	0.00	0.00	0.00	421,892.40
306 Capital Improvement Fund (REET 2)	1,176,182.40	21,412.82	3.83	1,197,591.39	0.00	0.00	0.00	1,197,591.39
309 CDBG Projects Fund	0.10	0.01		0.11	0.00	0.00	0.00	0.11
311 Street Improvement Fund	493,638.17	592.12	230,111.22	264,119.07	0.00	0.00	0.00	264,119.07
315 Facility Maintenance Reserve Fund (CE)	354,894.72	551.73	7,177.14	348,269.31	0.00	0.00	0.00	348,269.31
320 Equipment Reserve Fund	495,503.16	821.22	54,392.58	441,931.80	0.00	0.00	0.00	441,931.80
330 Economic Development Fund	615,186.96	20.58	115.50	615,092.04	0.00	0.00	0.00	615,092.04
340 Economic Development Reserve Fund	64.86	0.00		64.86	0.00	0.00	0.00	64.86
400 Water Fund	406,741.27	201,162.40	134,195.91	473,707.76	911.72	172.35	-28,842.86	445,948.97
401 Wastewater Fund	958,590.69	271,673.93	67,401.70	1,162,862.92	1,800.27	57.18	-36,790.57	1,127,929.80
402 Stormwater Fund	426,699.62	49,806.80	21,689.96	454,816.46	626.03	54.66	-6,299.33	449,197.82
403 Stormwater Capital Reserve Fund	147,588.62	689.23	2.00	148,275.85	0.00	0.00	0.00	148,275.85
410 Water Capital Reserve Fund	1,527,265.52	52,046.43	39,806.03	1,539,505.92	0.00	0.00	0.00	1,539,505.92
411 Wastewater Capital Reserve Fund	181,560.97	827,182.55	733,423.70	275,319.82	0.00	0.00	0.00	275,319.82
412 Wastewater Debt Service Fund	610,084.52	47,203.37	1.63	657,286.26	109.12	0.00	-7,130.55	650,264.83
413 Water Capital Improvement Reserve Fund	1,211,170.40	78,725.05	3.27	1,289,892.18	180.36	0.00	-11,495.50	1,278,577.04
425 Water Revenue Bond Fund	338,527.10	34.85	0.98	338,560.97	0.00	0.00	0.00	338,560.97
426 Water Bond Reserve Fund	143,882.85	14.81	0.42	143,897.24	0.00	0.00	0.00	143,897.24
431 Water System Construction Fund	1,090,956.72	108,402.23	6.33	1,199,352.62	0.00	0.00	0.00	1,199,352.62
500 Equipment Rental & Replacement	198,432.36	543.24	21,968.34	177,007.26	0.00	27.85	0.00	177,035.11
625 Flexible Benefits Plan Fund	10,628.39	1,171.43	1,117.24	10,682.58	0.00	0.00	0.00	10,682.58
	16,159,401.91	2,215,062.18	1,739,889.52	**16,634,574.57**	10,059.44	4,095.11	-107,896.92	**16,540,832.20**

DocuSign Envelope ID: 9E371E9E-5DE2-4950-ACB0-810524E4737D

TREASURERS REPORT

Account Totals

City Of College Place

Time: 09:41:40 Date: 08/10/2021

07/01/2021 To: 07/31/2021

Cash Accounts		Beg Balance	Deposits	Withdrawals	Ending	Outstanding Rec	Outstanding Exp	Adj Balance
2	2 Petty Cash	1,150.00	0.00	0.00	1,150.00	0.00	0.00	1,150.00
12	12 Banner #2526 Gen Acct	286,414.98	2,885.76	0.00	289,300.74	0.00	3,052.15	292,352.89
25	25 US Bank #2494 MIA	300,914.48	245,420.42	502,283.00	44,051.90	0.00	0.00	44,051.90
26	26 CB #2204 CDBG Project	1,017.37	0.01	0.00	1,017.38	0.00	0.00	1,017.38
27	27 CB #2255 Farm Market	1,919.79	290.02	0.00	2,209.81	0.00	0.00	2,209.81
28	28 CB #2158 Public Funds Check	3,892,830.15	2,201,974.32	1,685,215.39	4,409,589.08	-107,896.92	11,102.40	4,312,794.56
29	29 CB #2263 Travel Adv	4,753.60	0.04	0.00	4,753.64	0.00	0.00	4,753.64
30	30 CB #2166 Flex Spend	10,510.08	1,271.43	1,217.24	10,564.27	0.00	0.00	10,564.27
31	31 CB #2220 Public Funds Acct	2,000,214.70	220.82	213.70	2,000,221.82	0.00	0.00	2,000,221.82
32	32 CB #2174 Dev Escrow Acct	63,821.14	0.54	0.00	63,821.68	0.00	0.00	63,821.68
33	33 CB #2298 Pub Funds Inv	501,041.89	4.26	0.00	501,046.15	0.00	0.00	501,046.15
34	34 CB #2182 Capital Mitigation	17,076.41	0.15	0.00	17,076.56	0.00	0.00	17,076.56
35	35 CB #2271 Projects	2,002,691.33	17.01	0.00	2,002,708.34	0.00	0.00	2,002,708.34
36	36 CB #2247 Complete Streets M	475,802.76	3.57	65,123.00	410,683.33	0.00	0.00	410,683.33
	Total Cash:	9,560,158.68	2,452,088.35	2,254,052.33	9,758,194.70	-107,896.92	14,154.55	**9,664,452.33**

Investment Accounts		Beg Balance	Deposits	Withdrawals	Ending	Outstanding Rec	Outstanding Exp	Adj Balance
4	Acct#00410 LGIP	2,355,087.70	368.10	11.43	2,355,444.37	0.00	0.00	2,355,444.37
24	24 US Bank #0609 Safekeeping I	4,244,155.53	522,198.72	245,418.75	4,520,935.50	0.00	0.00	4,520,935.50
	Total Investments:	6,599,243.23	522,566.82	245,430.18	6,876,379.87	0.00	0.00	**6,876,379.87**
		16,159,401.91	2,974,655.17	2,499,482.51	16,634,574.57	-107,896.92	14,154.55	**16,540,832.20**

DocuSign Envelope ID: 9E371E9E-5DE2-4950-ACB0-810524E4737D

TREASURERS REPORT

Fund Investments By Account

City Of College Place

Time: 09:41:40 Date: 08/10/2021

07/01/2021 To: 07/31/2021

Fund Totals:	Previous Balance	Purchases	Interest	Total Investments	Liquidated	Ending Balance
235 000 Commercial Drive Bond Debt Service Fund	85,422.83		13.35	13.35	0.41	85,435.77
410 000 Water Equipment Reserve Fund	972,400.18		151.99	151.99	4.72	972,547.45
412 000 Wastewater Debt Service Fund	336,197.38		52.55	52.55	1.63	336,248.30
413 000 Water Capital Reserve Fund	674,211.65		105.38	105.38	3.27	674,313.76
425 000 Water & Sewer Revenue Bond Fund	201,298.53		31.46	31.46	0.98	201,329.01
426 000 2007 Water/Sewer Bond Reserve Fund	85,557.13		13.37	13.37	0.42	85,570.08
4 - Acct#00410 LGIP	2,355,087.70	0.00	368.10	368.10	11.43	**2,355,444.37**
001 000 Current Expense Fund	1,300,027.98	153,836.64	6,118.16	159,954.80	75,174.27	1,384,808.51
005 000 Current Expense Reserve Fund	130,393.32	15,429.86	613.65	16,043.51	7,540.00	138,896.83
012 000 Technology Reserve Fund	74,554.88	8,822.34	350.86	9,173.20	4,311.15	79,416.93
061 000 Employee Benefit Reserve Fund	133,785.11	15,831.24	629.61	16,460.85	7,736.14	142,509.82
100 000 Street Fund	15,727.12	1,861.04	74.03	1,935.07	909.43	16,752.76
120 000 Criminal Justice Fund	7,264.23	859.61	34.18	893.79	420.06	7,737.96
121 000 Forfeited Proceeds Fund	885.09	104.71	4.16	108.87	51.17	942.79
130 000 Hotel/Motel Tax	13,748.72	1,626.91	64.70	1,691.61	795.01	14,645.32
305 000 Capital Improvemnt Fund (REET)	166,135.86	19,659.40	781.86	20,441.26	9,606.82	176,970.30
306 000 Capital Improvement Fund (REET 2)	280,456.94	33,187.38	1,319.87	34,507.25	16,217.44	298,746.75
309 000 Myra Road Fund	0.04					0.04
311 000 Street Improvement Fund	123,865.48	14,657.44	582.93	15,240.37	7,162.55	131,943.30
315 000 Facility Maintenance Reserve Fund (CE)	115,968.04	13,722.90	545.77	14,268.67	6,705.88	123,530.83
320 000 Equipment Reserve Fund	171,539.15	20,298.78	807.29	21,106.07	9,919.26	182,725.96
400 000 Water Fund	170,185.31	20,138.57	800.92	20,939.49	9,840.97	181,283.83
401 000 Wastewater Fund	596,062.37	70,534.04	2,805.17	73,339.21	34,467.37	634,934.21
402 000 Stormwater Fund	171,355.00	40,276.98	806.43	41,083.41	9,908.61	202,529.80
403 000 Stormwater Capital Reserve Fund	146,433.05	17,327.92	689.14	18,017.06	28,467.51	135,982.60
411 000 Wastewater Equip Reserve Fund	94,455.83	11,177.27	444.53	11,621.80	5,461.92	100,615.71
431 000 Water System Construction Fund	463,515.25	54,849.30	2,181.38	57,030.68	26,802.82	493,743.11

DocuSign Envelope ID: 9E371E9E-5DE2-4950-ACB0-810524E4737D

TREASURERS REPORT

Fund Investments By Account

City Of College Place

Time: 09:41:40 Date: 08/10/2021

07/01/2021 To: 07/31/2021

Fund Totals:	Previous Balance	Purchases	Interest	Total Investments	Liquidated	Ending Balance
500 000 Equipment Rental & Replacement	67,796.76	8,022.67	319.08	8,341.75	3,920.37	72,218.14
24 - 24 US Bank #0609 Safekee	4,244,155.53	522,225.00	19,973.72	542,198.72	265,418.75	**4,520,935.50**
	6,599,243.23	522,225.00	20,341.82	542,566.82	265,430.18	**6,876,379.87**

DocuSign Envelope ID: 9E371E9E-5DE2-4950-ACB0-810524E4737D

TREASURERS REPORT

Fund Investment Totals

City Of College Place

Time: 09:41:40 Date: 08/10/2021

07/01/2021 To: 07/31/2021

Fund Totals:	Previous Balance	Purchases	Interest	Ttl Investments	Liquidated	Investment Bal	Available Cash
001 Current Expense Fund	1,300,027.98	153,836.64	6,118.16	159,954.80	75,174.27	1,384,808.51	2,598,162.08
005 Current Expense Reserve Fund	130,393.32	15,429.86	613.65	16,043.51	7,540.00	138,896.83	240,339.88
012 Technology Reserve Fund	74,554.88	8,822.34	350.86	9,173.20	4,311.15	79,416.93	183,914.21
061 Employee Benefit Reserve Fund	133,785.11	15,831.24	629.61	16,460.85	7,736.14	142,509.82	166,296.73
100 Street Fund	15,727.12	1,861.04	74.03	1,935.07	909.43	16,752.76	258,599.89
120 Criminal Justice Fund	7,264.23	859.61	34.18	893.79	420.06	7,737.96	48,882.66
121 Forfeited Proceeds Fund	885.09	104.71	4.16	108.87	51.17	942.79	1,122.29
130 Hotel/Motel Tax	13,748.72	1,626.91	64.70	1,691.61	795.01	14,645.32	22,867.54
201 ULTGO Bond Fund						0.00	20,743.91
235 Commercial Drive Bond Debt Service Fund	85,422.83		13.35	13.35	0.41	85,435.77	58,235.61
301 Street Capital Contribution Fund						0.00	4,134.26
305 Capital Improvement Fund (REET)	166,135.86	19,659.40	781.86	20,441.26	9,606.82	176,970.30	244,922.10
306 Capital Improvement Fund (REET 2)	280,456.94	33,187.38	1,319.87	34,507.25	16,217.44	298,746.75	898,844.64
309 CDBG Projects Fund	0.04					0.04	0.07
311 Street Improvement Fund	123,865.48	14,657.44	582.93	15,240.37	7,162.55	131,943.30	132,175.77
315 Facility Maintenance Reserve Fund (CE)	115,968.04	13,722.90	545.77	14,268.67	6,705.88	123,530.83	224,738.48
320 Equipment Reserve Fund	171,539.15	20,298.78	807.29	21,106.07	9,919.26	182,725.96	259,205.84
330 Economic Development Fund						0.00	615,092.04
340 Economic Development Reserve Fund						0.00	64.86
400 Water Fund	170,185.31	20,138.57	800.92	20,939.49	9,840.97	181,283.83	292,423.93
401 Wastewater Fund	596,062.37	70,534.04	2,805.17	73,339.21	34,467.37	634,934.21	527,928.71
402 Stormwater Fund	171,355.00	40,276.98	806.43	41,083.41	9,908.61	202,529.80	252,286.66
403 Stormwater Capital Reserve Fund	146,433.05	17,327.92	689.14	18,017.06	28,467.51	135,982.60	12,293.25
410 Water Capital Reserve Fund	972,400.18		151.99	151.99	4.72	972,547.45	566,958.47
411 Wastewater Capital Reserve Fund	94,455.83	11,177.27	444.53	11,621.80	5,461.92	100,615.71	174,704.11
412 Wastewater Debt Service Fund	336,197.38		52.55	52.55	1.63	336,248.30	321,037.96
413 Water Capital Improvement Reserve Fund	674,211.65		105.38	105.38	3.27	674,313.76	615,578.42
425 Water Revenue Bond Fund	201,298.53		31.46	31.46	0.98	201,329.01	137,231.96
426 Water Bond Reserve Fund	85,557.13		13.37	13.37	0.42	85,570.08	58,327.16
431 Water System Construction Fund	463,515.25	54,849.30	2,181.38	57,030.68	26,802.82	493,743.11	705,609.51
500 Equipment Rental & Replacement	67,796.76	8,022.67	319.08	8,341.75	3,920.37	72,218.14	104,789.12
625 Flexible Benefits Plan Fund						0.00	10,682.58
	6,599,243.23	522,225.00	20,341.82	542,566.82	265,430.18	6,876,379.87	9,758,194.70

Ending fund balance (Page 1) - Investment balance = Available cash. **16,634,574.57**

DocuSign Envelope ID: 9E371E9E-5DE2-4950-ACB0-810524E4737D

CASH FLOW REPORT

City of College Place
YTD 2021

REVENUES

Fund #	Fund Name	January*	February	March	April	May	June	July	August	September	October	November	December	YTD
001	Current Expense Fund	$511,035	$ 2,666,930	$ 646,151	$ 741,082	$ 1,361,711	$ 1,951,860	$ 464,088						$8,342,856
5	Current Expense Fund Reserve	394	(277)	31	0	15	74,898	620						75,681
12	Technology Reserve Fund	50,043	(217)	26	(0)	9	99,942	356						150,159
61	Employee Benefit Reserve Fund	418	(290)	37	0	15	-104	634						710
100	Street Fund	13,779	15,129	170,688	13,022	14,841	416,571	21,482						665,512
120	Criminal Justice Fund	3,576	(16)	2	3,555	1	-6	42,022						49,133
121	Forfeited Proceeds Fund	3	(2)	0	0	0	-1	5						5
130	Hotel/Motel Tax	512	551	1,044	1,330	2,563	2,249	3,240						11,488
201	ULTGO Bond Fund	0	0	99,375	3	1	1	1						99,381
202	99 South End Bond Fund													-
235	Commercial Drive Bond Debt Service Fund	13	10	140,494	9	7	8	15						140,555
301	Street Capital Contribution Fund	0	0	0	0	0	0	0						2
305	Capital Improvement Fund (REET)	17,064	13,604	3,408	19,396	22,599	23,013	20,816						119,902
306	Capital Improvement Fund (REET 2)	11,348	13,373	3,437	19,397	22,612	522,925	21,413						614,504
309	CDBG Projects Fund	0	0	35,332	0		0	0						
311	Street Improvement Fund	23,121	(382)	47	(1)	14	235,725	592						259,117
315	Facility Maintenance Reserve Fund (CE)	306	(201)	45	(0)	13	99,910	552						100,623
320	Equipment Reserve Fund	347	(242)	184,270	3	19	134,116	821						319,335
330	Economic Development Fund	30	27	112,045	20	21	20	21						112,184
340	Economic Development Reserve Fund													-
400	Water Fund	141,980	131,691	124,179	115,424	130,427	173,829	201,162						1,018,692
401	Wastewater Fund	223,374	220,921	243,225	219,892	219,044	228,198	271,674						1,626,328
402	Stormwater Fund	46,459	52,104	48,556	54,466	90,498	49,673	49,807						391,563
403	Stormwater Capital Reserve Fund	483	(338)	100,043	6,761	16	-114	689						107,542
410	Water Capital Reserve Fund	34,509	133,678	112,642	107,228	3,966	19,389	52,046						463,458
411	Wastewater Capital Reserve Fund	25,402	194,120	94,585	17,500	3,512	710,426	827,183						1,872,727
412	Wastewater Debt Service Fund	46,529	43,793	47,321	45,625	44,866	44,726	47,203						320,063
413	Water Capital Improvement Reserve Fund	75,678	76,414	78,562	76,728	76,525	77,398	78,725						540,031
425	Water & Sewer Revenue Bond Fund	26	23	23	21	19	18	35						166
426	2007 Water/Sewer Bond Reserve Fund	11	10	10	9	5	8	15						68
431	Water System Construction Fund	1,483	(1,034)	133	0	52	11,308	108,402						120,344
500	Equipment Rental & Replacement	741	605	112,950	338	185	70,151	543						185,513
625	Flexible Benefits Plan Fund	1,118.35	1,118	1,118	1,018	1,018	1,081	1,171						7,645
		$ 1,229,785	$ 3,561,103	$ 2,359,780	$ 1,442,828	$ 1,994,573	$ 4,947,219	$ 2,215,333	$ -	$ -	$ -	$ -	$ -	$ 17,715,288

*Does not include beginning balances totaling $ 14,396,114

DocuSign Envelope ID: 9E371E9E-5DE2-4950-ACB0-810524E4737D

CASH FLOW REPORT

City of College Place
YTD 2021

EXPENDITURES

Fund #	Fund Name	January	February	March	April	May	June	July	August	September	October	November	December	YTD
001	Current Expense Fund	$ 441,184	$ 2,695,824	$ 878,392	$ 537,487	$ 352,467	$ 1,068,905	$ 392,156						$ 6,366,415
5	Current Expense Reserve Fund	2	2	2	8	(3)	2	2						14
12	Technology Reserve Fund	20,961	13,099	36,011	7,614	7,383	8,396	2,229						95,694
61	Employee Benefit Reserve Fund	984	1,064	1,064	1,989	2,166	1,144	2,201						10,613
100	Street Fund	45,950	35,435	233,684	59,909	21,208	169,289	30,045						595,519
120	Criminal Justice Fund	1,111	1,113	1,078	1,164	1,165	1,081	1,235						7,946
121	Forfeited Proceeds Fund	0	0	0	0	(0)	0	0						0
130	Hotel/Motel Tax	0	0	0	1	(0)	0	0						1
201	ULTGO Bond Fund				93,528	(3)								93,525
202	99 South End Bond Fund													-
235	Commercial Drive Bond Debt Service Fund	0	0	140,484	2	(1)	0	0						140,486
301	Street Capital Contribution Fund			11,925										11,925
305	Capital Improvement Fund (REET)	2	2	2	9	12,332	8,311	603						21,261
306	Capital Improvement Fund (REET 2)	479	4	4	16	(5)	4	4						504
309	CDBG Projects Fund			35,332										35,332
311	Street Improvement Fund	3	13,266	64,670	47,765	4,354	30,604	230,111						390,774
315	Facility Maintenance Reserve Fund (CE)	12,377	4,048	52,688	40,705	2,889	15,137	7,177						135,021
320	Equipment Reserve Fund	2	186,313	(45,037)	8,646	(6)	38,175	54,393						242,484
330	Economic Development Fund			1,470	7,475		65,123	116						74,184
340	Economic Development Reserve Fund													-
400	Water Fund	159,303	124,226	146,245	154,265	125,828	163,496	134,196						1,007,559
401	Wastewater Fund	125,304	270,476	193,896	167,731	171,719	658,001	67,402						1,654,529
402	Stormwater Fund	34,554	21,348	126,556	22,891	56,364	22,106	21,690						305,509
403	Stormwater Capital Reserve Fund	2	2	106,003	28,626	(3)	193,380	2						328,013
410	Water Capital Reserve Fund	5	53,475	75,067	37,268	32,662	46,632	39,806						284,914
411	Wastewater Capital Reserve Fund	2,150	180,868	145,698	438,133	633,835	748,879	733,424						2,882,986
412	Wastewater Debt Service Fund	129,586	1	1	7	(5)	1	2						129,594
413	Water Capital Improvement Reserve Fund	3	3	4	21	436,905	3	3						436,943
425	Water & Sewer Revenue Bond Fund	1	1	1	5	(3)	1	1						7
426	2007 Water/Sewer Bond Reserve Fund	0	0	0	2	(1)	0	0						3
431	Water System Construction Fund	7	2,824	51,168	28	(9)	7	6						54,030
500	Equipment Rental & Replacement	58,557.34	21,563	27,374	31,298	9,046	29,636	21,968						199,443
625	Flexible Benefits Plan Fund	1,163	1,340	1,077	1,103	521	660	1,117						6,982
		$ 1,033,691	$ 3,626,297	$ 2,284,858	$ 1,687,696	$ 1,870,804	$ 3,268,974	$ 1,739,890	$ -	$ -	$ -	$ -	$ -	$ 15,512,211
GAIN/(LOSS)		**$ 196,094**	**$ (65,194)**	**$ 74,921**	**$ (244,869)**	**$ 123,769**	**$ 1,678,245**	**$ 475,443**	**$ -**	**$ -**	**$ -**	**$ -**	**$ -**	**$ 2,203,077**

DocuSign Envelope ID: 9E371E9E-5DE2-4950-ACB0-810524E4737D

CASH FLOW REPORT

City of College Place
YTD 2021

NET Fund #	Fund Name	January	February	March	April	May	June	July	August	September	October	November	December	YTD
001	Current Expense Fund	$69,851	$ (28,894)	$ (232,240)	$ 203,595	$ 1,009,243	$ 882,955	$ 71,931	$ -	$ -	$ -	$ -	$ -	$ 1,976,441
5	Current Expense Fund Reserve	392	(279)	29	(8)	17	74,897	618	-	-	-	-	-	75,666
12	Technology Reserve Fund	29,082	(13,316)	(35,985)	(7,615)	(7,374)	91,546	(1,874)	-	-	-	-	-	54,465
61	Employee Benefit Reserve Fund	(566)	(1,354)	(1,027)	(1,988)	(2,151)	(1,249)	(1,567)	-	-	-	-	-	(9,903)
100	Street Fund	(32,171)	(20,305)	(62,996)	(46,887)	(6,368)	247,282	(8,563)	-	-	-	-	-	69,993
120	Criminal Justice Fund	2,465	(1,129)	(1,076)	2,391	(1,164)	(1,087)	40,787	-	-	-	-	-	41,188
121	Forfeited Proceeds Fund	3	(2)	0	(0)	0	(1)	5	-	-	-	-	-	5
130	Hotel/Motel Tax	512	551	1,043	1,330	2,563	2,248	3,240	-	-	-	-	-	11,487
201	ULTGO Bond Fund	0	0	99,375	(93,525)	4	1	1	-	-	-	-	-	5,856
202	99 South End Bond Fund	-	-	-	-	-	-	-	-	-	-	-	-	-
235	Commercial Drive Bond Debt Service Fund	12	10	10	7	9	7	14	-	-	-	-	-	69
301	Street Capital Contribution Fund	0	0	(11,925)	0	0	0	0	-	-	-	-	-	(11,923)
305	Capital Improvement Fund (REET)	17,063	13,602	3,406	19,387	10,267	14,703	20,213	-	-	-	-	-	98,641
306	Capital Improvement Fund (REET 2)	10,869	13,369	3,434	19,381	22,617	522,921	21,409	-	-	-	-	-	614,000
309	CDBG Projects Fund	0	0	0	0	-	0	0	-	-	-	-	-	0
311	Street Improvement Fund	23,118	(13,647)	(64,623)	(47,766)	(4,340)	205,121	(229,519)	-	-	-	-	-	(131,656)
315	Facility Maintenance Reserve Fund (CE)	(12,071)	(4,249)	(52,643)	(40,705)	(2,876)	84,773	(6,625)	-	-	-	-	-	(34,397)
320	Equipment Reserve Fund	346	(186,554)	229,307	(8,643)	25	95,941	(53,571)	-	-	-	-	-	76,851
330	Economic Development Fund	30	27	110,575	(7,455)	21	(65,103)	(95)	-	-	-	-	-	38,001
340	Economic Development Reserve Fund	-	-	-	-	-	-	-	-	-	-	-	-	-
400	Water Fund	(17,323)	7,465	(22,065)	(38,842)	4,599	10,333	66,966	-	-	-	-	-	11,133
401	Wastewater Fund	98,070	(49,555)	49,329	52,161	47,325	(429,803)	204,272	-	-	-	-	-	(28,201)
402	Stormwater Fund	11,905	30,756	(78,001)	31,575	34,134	27,566	28,117	-	-	-	-	-	86,054
403	Stormwater Capital Reserve Fund	481	(340)	(5,960)	(21,865)	20	(193,494)	687	-	-	-	-	-	(220,471)
410	Water Capital Reserve Fund	34,504	80,203	37,575	69,959	(28,696)	(27,242)	12,240	-	-	-	-	-	178,543
411	Wastewater Capital Reserve Fund	23,252	13,252	(51,113)	(420,633)	(630,323)	(38,453)	93,759	-	-	-	-	-	(1,010,258)
412	Wastewater Debt Service Fund	(83,056)	43,791	47,320	45,618	44,871	44,725	47,202	-	-	-	-	-	190,469
413	Water Capital Improvement Reserve Fund	75,675	76,411	78,558	76,707	(360,380)	77,395	78,722	-	-	-	-	-	103,088
425	Water & Sewer Revenue Bond Fund	25	23	22	16	22	17	34	-	-	-	-	-	160
426	2007 Water/Sewer Bond Reserve Fund	11	10	10	7	6	7	14	-	-	-	-	-	65
431	Water System Construction Fund	1,476	(3,857)	(51,036)	(28)	61	11,302	108,396	-	-	-	-	-	66,314
500	Equipment Rental & Replacement	(57,817)	(20,958)	85,577	(30,960)	(8,862)	40,515	(21,425)	-	-	-	-	-	(13,930)
625	Flexible Benefits Plan Fund	(45)	(222)	41	(85)	498	421	54	-	-	-	-	-	662
		$ 196,094	$ (65,194)	$ 74,921	$ (244,869)	$ 123,769	$ 1,678,245	$ 475,443	$ -	$ -	$ -	$ -	$ -	$ 2,238,410

DocuSign Envelope ID: 9E371E9E-5DE2-4950-ACB0-810524E4737D

2021 BUDGET POSITION

City Of College Place

001 Current Expense Fund — Months: 01 To: 07

Revenues	Amt Budgeted	Revenues	Remaining	
035 Other Miscellaneous	0.00	0.00	0.00	100.0%
002 Taxes				
001 General Property Tax	1,998,482.00	1,216,980.94	781,501.06	39.1%
002 Retail Sales & Use Tax	2,169,000.00	1,393,282.54	775,717.46	35.8%
003 Business Tax	1,399,000.00	873,084.95	525,915.05	37.6%
005 Emergency Services	360,000.00	258,034.67	101,965.33	28.3%
002 Taxes	5,926,482.00	3,741,383.10	2,185,098.90	36.9%
002 Taxes	**5,926,482.00**	**3,741,383.10**	**2,185,098.90**	**36.9%**
003 Permits & Licenses				
001 Licenses & Permits	80,000.00	82,839.15	(2,839.15)	0.0%
002 Non-Business License & Permits	385,000.00	208,594.82	176,405.18	45.8%
003 Fire - Nuisance Abatement Notice	0.00	0.00	0.00	100.0%
003 Licenses & Permits	465,000.00	291,433.97	173,566.03	37.3%
003 Permits & Licenses	**465,000.00**	**291,433.97**	**173,566.03**	**37.3%**
006 Charges For Goods & Services				
001 Charges For Goods & Services	0.00	0.00	0.00	100.0%
002 General Government	0.00	1.10	(1.10)	0.0%
004 Fines / Penalties / Charges	0.00	0.00	0.00	100.0%
005 Building Dept	0.00	0.00	0.00	100.0%
006 Engineering	15,000.00	0.00	15,000.00	100.0%
007 Planning & Development	13,050.00	8,569.50	4,480.50	34.3%
008 Fire Department	177,700.00	127,474.32	50,225.68	28.3%
006 Charges For Goods & Services	205,750.00	136,044.92	69,705.08	33.9%
000	2,000.00	6,931.88	(4,931.88)	0.0%
001 Security Of Persons & Property	0.00	0.00	0.00	100.0%
010 Security Of Persons/Property	2,000.00	6,931.88	(4,931.88)	0.0%
012 Court Fines And Forfeitures	0.00	0.00	0.00	100.0%
516 Personnel	0.00	0.00	0.00	100.0%
524 Building Inspection	1,600.00	2,529.00	(929.00)	0.0%
006 Charges For Goods & Services	**209,350.00**	**145,505.80**	**63,844.20**	**30.5%**
012 Fines & Forfeits				
012 Court Fines And Forfeitures	3,100.00	2,229.68	870.32	28.1%
013 Non-court Fines / Penalties	0.00	0.00	0.00	100.0%
512 Municipal Court	35,000.00	27,410.24	7,589.76	21.7%
012 Fines & Forfeits	**38,100.00**	**29,639.92**	**8,460.08**	**22.2%**
019 Physical Environment				
001 Physical Environment	0.00	0.00	0.00	100.0%

DocuSign Envelope ID: 9E371E9E-5DE2-4950-ACB0-810524E4737D

2021 BUDGET POSITION

001 Current Expense Fund Months: 01 To: 07

Revenues	Amt Budgeted	Revenues	Remaining	
019 Physical Environment				
002 Economic Environment	0.00	0.00	0.00	100.0%
019 Physical Environment	0.00	0.00	0.00	100.0%
019 Physical Environment	**0.00**	**0.00**	**0.00**	**100.0%**
025 Miscellaneous				
001 Beginning Balances	0.00	2.00	(2.00)	0.0%
001 Interest & Other Earnings	38,000.00	7,549.50	30,450.50	80.1%
002 Rents & Leases	105,000.00	58,495.65	46,504.35	44.3%
005 Other Miscellaneous Revenue	50,000.00	67,669.13	(17,669.13)	0.0%
007 Application Fees	0.00	0.00	0.00	100.0%
010 Judgements & Settlements	0.00	0.00	0.00	100.0%
025 Miscellaneous	193,000.00	133,714.28	59,285.72	30.7%
522 Fire Control	0.00	0.00	0.00	100.0%
025 Miscellaneous	**193,000.00**	**133,716.28**	**59,283.72**	**30.7%**
030 Contributions / Donations Priv				
003 Police Dept Donations	19,000.00	2,000.00	17,000.00	89.5%
004 Other Donations	15,000.00	9,250.00	5,750.00	38.3%
005 Fire Dept Donations	0.00	0.00	0.00	100.0%
030 Contr & Donations Priv Sources	34,000.00	11,250.00	22,750.00	66.9%
030 Contributions / Donations Priv	**34,000.00**	**11,250.00**	**22,750.00**	**66.9%**
070 Interfund Transfers				
000	52,004.00	0.00	52,004.00	100.0%
070 Operating Transfers	52,004.00	0.00	52,004.00	100.0%
070 Interfund Transfers	**52,004.00**	**0.00**	**52,004.00**	**100.0%**
100 Grants				
001 Direct Federal Grants	0.00	0.00	0.00	100.0%
002 Police Dept Grants	0.00	0.00	0.00	100.0%
003 Fire Dept Grants	0.00	2,673.24	(2,673.24)	0.0%
100 Direct Federal Grants	0.00	2,673.24	(2,673.24)	0.0%
001 Indirect Federal Grants	0.00	0.00	0.00	100.0%
002 Police Department Grants	0.00	636.72	(636.72)	0.0%
101 Indirect Federal Grants	0.00	636.72	(636.72)	0.0%
000	0.00	0.00	0.00	100.0%
001 State Grants	7,500.00	21,292.81	(13,792.81)	0.0%

DocuSign Envelope ID: 9E371E9E-5DE2-4950-ACB0-810524E4737D

2021 BUDGET POSITION

001 Current Expense Fund Months: 01 To: 07

Revenues	Amt Budgeted	Revenues	Remaining	
105 State Grants				
002 Police Department Grants	0.00	1,222.90	(1,222.90)	0.0%
003 Planning Department	0.00	0.00	0.00	100.0%
005 Fire Department Grants	4,200.00	79,735.62	(75,535.62)	0.0%
105 State Grants	11,700.00	102,251.33	(90,551.33)	0.0%
100 Grants	**11,700.00**	**105,561.29**	**(93,861.29)**	**0.0%**
106 State Shared Revenues				
107 State Entitlements	243,917.00	164,128.33	79,788.67	32.7%
106 State Shared Revenues	**243,917.00**	**164,128.33**	**79,788.67**	**32.7%**
107 Loan Proceeds				
092 Loan Receipts	0.00	0.00	0.00	100.0%
107 Loan Proceeds	**0.00**	**0.00**	**0.00**	**100.0%**
109 Federal Revenues				
109 Federal Revenues	0.00	1,385,481.93	(1,385,481.93)	0.0%
109 Federal Revenues	**0.00**	**1,385,481.93**	**(1,385,481.93)**	**0.0%**
380 Non-Revenues				
000	0.00	509.40	(509.40)	0.0%
003 Agency & Other Type Deposits	0.00	2,302,414.50	(2,302,414.50)	0.0%
004 Sales Tax Collected	0.00	0.00	0.00	100.0%
005 Non-Revenues	5,000.00	334.00	4,666.00	93.3%
006 Developer / Deposits	0.00	18.69	(18.69)	0.0%
080 Non-Revenues	5,000.00	2,303,276.59	(2,298,276.59)	0.0%
380 Non-Revenues	**5,000.00**	**2,303,276.59**	**(2,298,276.59)**	**0.0%**
519 General Government Services				
019 Physical Environment	0.00	0.00	0.00	100.0%
519 General Government Services	**0.00**	**0.00**	**0.00**	**100.0%**
522 Fire Department				
010 Mobilzation Program	82,000.00	28,539.26	53,460.74	65.2%
522 Fire Control	82,000.00	28,539.26	53,460.74	65.2%
522 Fire Department	**82,000.00**	**28,539.26**	**53,460.74**	**65.2%**
532 Public Works & Engineering				

DocuSign Envelope ID: 9E371E9E-5DE2-4950-ACB0-810524E4737D

2021 BUDGET POSITION

001 Current Expense Fund Months: 01 To: 07

Revenues	Amt Budgeted	Revenues	Remaining	
532				
532	0.00	0.00	0.00	100.0%
532 Public Works & Engineering	**0.00**	**0.00**	**0.00**	**100.0%**
573 Spectator & Community Events				
036 Recreation Chrgs/Fees	5,000.00	2,900.00	2,100.00	42.0%
573 Spectator & Community Events	**5,000.00**	**2,900.00**	**2,100.00**	**42.0%**
576 Parks & Recreation				
036 Recreation Chrgs/Fees	0.00	0.00	0.00	100.0%
576 Parks & Recreation	**0.00**	**0.00**	**0.00**	**100.0%**
Fund Revenues:	**7,265,553.00**	**8,342,816.47**	**(1,077,263.47)**	**0.0%**

Expenditures	Amt Budgeted	Expenditures	Remaining	
012 Fines & Forfeits				
514 Finance & Administration	0.00	0.00	0.00	100.0%
012 Fines & Forfeits	**0.00**	**0.00**	**0.00**	**100.0%**
070 Interfund Transfers				
000	1,853,434.00	1,189,859.00	663,575.00	35.8%
080 Operations/General	0.00	0.00	0.00	100.0%
070 Operating Transfers	1,853,434.00	1,189,859.00	663,575.00	35.8%
070 Interfund Transfers	**1,853,434.00**	**1,189,859.00**	**663,575.00**	**35.8%**
100 Grants				
521 Law Enforcement	0.00	0.00	0.00	100.0%
558 Planning/Community Development	0.00	8,635.50	(8,635.50)	0.0%
100 Grants	**0.00**	**8,635.50**	**(8,635.50)**	**0.0%**
511 Legislative				
001 Administrative	15,910.00	8,400.00	7,510.00	47.2%
002 Official Publication Service	1,500.00	907.02	592.98	39.5%
003 Training	2,300.00	431.26	1,868.74	81.2%
004 Legislative Services	34,111.00	19,531.87	14,579.13	42.7%
005 Election Costs	36,000.00	25,037.57	10,962.43	30.5%
511 Legislative	89,821.00	54,307.72	35,513.28	39.5%
515 Legal	2,000.00	0.00	2,000.00	100.0%
511 Legislative	**91,821.00**	**54,307.72**	**37,513.28**	**40.9%**

DocuSign Envelope ID: 9E371E9E-5DE2-4950-ACB0-810524E4737D

2021 BUDGET POSITION

001 Current Expense Fund Months: 01 To: 07

Expenditures	Amt Budgeted	Expenditures	Remaining	
512 Municipal Court				
512 Municipal Court	170,000.00	115,393.38	54,606.62	32.1%
515 Legal	3,000.00	0.00	3,000.00	100.0%
512 Municipal Court	**173,000.00**	**115,393.38**	**57,606.62**	**33.3%**
513 Executive				
001 Administration	119,541.00	63,719.51	55,821.49	46.7%
003 Administrative Support Assist.	200.00	200.00	0.00	0.0%
513 Executive	119,741.00	63,919.51	55,821.49	46.6%
515 Legal	750.00	1,470.00	(720.00)	0.0%
519 Other General Gov Services	7,550.00	8,128.00	(578.00)	0.0%
513 Executive	**128,041.00**	**73,517.51**	**54,523.49**	**42.6%**
514 Finance Department				
514 Finance & Administration	140,432.00	80,961.09	59,470.91	42.3%
515 Legal	300.00	0.00	300.00	100.0%
514 Finance Department	**140,732.00**	**80,961.09**	**59,770.91**	**42.5%**
515 Legal				
000	60,000.00	24,681.44	35,318.56	58.9%
001 Administration	0.00	10,776.76	(10,776.76)	0.0%
515 Legal	60,000.00	35,458.20	24,541.80	40.9%
515 Legal	**60,000.00**	**35,458.20**	**24,541.80**	**40.9%**
516 Human Resources				
515 Legal	250.00	0.00	250.00	100.0%
000	800.00	1,000.00	(200.00)	0.0%
001 Administration	103,002.00	58,228.77	44,773.23	43.5%
002 Wellness Program Supplies	1,975.00	492.63	1,482.37	75.1%
516 Personnel	105,777.00	59,721.40	46,055.60	43.5%
517 Employee Benefit Program	1,200.00	1,700.00	(500.00)	0.0%
516 Human Resources	**107,227.00**	**61,421.40**	**45,805.60**	**42.7%**
519 General Government Services				
519 Other General Gov Services	0.00	0.00	0.00	100.0%
519 General Government Services	**0.00**	**0.00**	**0.00**	**100.0%**
520 City Clerk/Records				
515 Legal	1,500.00	555.00	945.00	63.0%
520 City Clerk/Records	160,788.00	83,563.42	77,224.58	48.0%

DocuSign Envelope ID: 9E371E9E-5DE2-4950-ACB0-810524E4737D

2021 BUDGET POSITION

001 Current Expense Fund Months: 01 To: 07

Expenditures	Amt Budgeted	Expenditures	Remaining	
520 City Clerk/Records	**162,288.00**	**84,118.42**	**78,169.58**	**48.2%**
521 Police Operations				
030 Contr & Donations Priv Sources	0.00	0.00	0.00	100.0%
515 Legal	5,000.00	9,495.00	(4,495.00)	0.0%
001 Administration	231,262.00	131,213.69	100,048.31	43.3%
002 Investigation	128,578.00	69,151.09	59,426.91	46.2%
003 Patrol	1,213,191.00	697,684.52	515,506.48	42.5%
004 School Resource Officer	93,924.00	54,612.98	39,311.02	41.9%
005 Crime Prevention	575.00	0.00	575.00	100.0%
006 Training	35,900.00	3,799.91	32,100.09	89.4%
007 Traffic Policing	341,513.00	197,714.16	143,798.84	42.1%
008 Support Services	238,200.00	124,363.77	113,836.23	47.8%
009 Criminal Justice	0.00	0.00	0.00	100.0%
012 Special Enforcement	91,190.00	57,666.74	33,523.26	36.8%
521 Law Enforcement	2,374,333.00	1,336,206.86	1,038,126.14	43.7%
523 Detention & Correction	33,150.00	16,606.81	16,543.19	49.9%
539 Special Enforcement	2,000.00	0.00	2,000.00	100.0%
521 Police Operations	**2,414,483.00**	**1,362,308.67**	**1,052,174.33**	**43.6%**
522 Fire Department				
515 Legal	1,000.00	0.00	1,000.00	100.0%
001 Administration	19,400.00	4,697.01	14,702.99	75.8%
002 Fire Suppression	404,842.00	193,292.00	211,550.00	52.3%
003 Fire Prevention/Investigation	63,682.00	31,719.68	31,962.32	50.2%
004 Training	127,676.00	54,526.95	73,149.05	57.3%
005 Facilities	46,400.00	22,504.78	23,895.22	51.5%
009 Grants - FEMA	0.00	2,673.24	(2,673.24)	0.0%
010 Mobilzation Program	3,600.00	25,888.43	(22,288.43)	0.0%
014 Long Term Debt - Equipment	0.00	0.00	0.00	100.0%
522 Fire Control	665,600.00	335,302.09	330,297.91	49.6%
001 Administration	1,000.00	2,992.84	(1,992.84)	0.0%
002 Training	5,750.00	937.04	4,812.96	83.7%
003 Rescue & Emergency Aif	545,664.00	232,007.34	313,656.66	57.5%
008 Emergency Med Servs - Rescue	2,000.00	0.00	2,000.00	100.0%
526 Emergency Medical Services	554,414.00	235,937.22	318,476.78	57.4%
522 Fire Department	**1,221,014.00**	**571,239.31**	**649,774.69**	**53.2%**
524 Building / Facilities / ISM				
515 Legal	500.00	0.00	500.00	100.0%
001 Facilities	113,369.00	59,562.36	53,806.64	47.5%
002 Miscellaneous	49,900.00	51,248.30	(1,348.30)	0.0%
003 Annex Facility	7,000.00	2,231.45	4,768.55	68.1%

DocuSign Envelope ID: 9E371E9E-5DE2-4950-ACB0-810524E4737D

2021 BUDGET POSITION

001 Current Expense Fund Months: 01 To: 07

Expenditures	Amt Budgeted	Expenditures	Remaining	
519 Other General Gov Services				
519 Other General Gov Services	170,269.00	113,042.11	57,226.89	33.6%
524 Building Inspection	201,979.00	109,769.08	92,209.92	45.7%
524 Building / Facilities / ISM	**372,748.00**	**222,811.19**	**149,936.81**	**40.2%**
525 Intergovernmental Services				
525 Emergency Services	8,481.00	9,403.00	(922.00)	0.0%
525 Intergovernmental Services	**8,481.00**	**9,403.00**	**(922.00)**	**0.0%**
531 Stormwater				
531 Stormwater	0.00	(9,418.50)	9,418.50	100.0%
531 Stormwater	**0.00**	**(9,418.50)**	**9,418.50**	**100.0%**
532 Public Works & Engineering				
515 Legal	2,500.00	0.00	2,500.00	100.0%
532 Public Works & Engineering	**2,500.00**	**0.00**	**2,500.00**	**100.0%**
548 Equipment Rental & Replacement				
548 Equipment Rental & Replacement	61,075.00	16,850.16	44,224.84	72.4%
548 Equipment Rental & Replacement	**61,075.00**	**16,850.16**	**44,224.84**	**72.4%**
557 Tourism				
557 Economic Development	0.00	0.00	0.00	100.0%
557 Tourism	**0.00**	**0.00**	**0.00**	**100.0%**
558 Planning/Community Development				
515 Legal	16,000.00	5,505.00	10,495.00	65.6%
001 Planning	335,519.00	108,607.07	226,911.93	67.6%
002 Development	30,445.00	18,023.29	12,421.71	40.8%
558 Planning/Community Development	365,964.00	126,630.36	239,333.64	65.4%
558 Planning/Community Development	**381,964.00**	**132,135.36**	**249,828.64**	**65.4%**
565 Welfare				
565 Welfare Services	0.00	0.00	0.00	100.0%
565 Welfare	**0.00**	**0.00**	**0.00**	**100.0%**
567 Alcohol & Drug Treatment				
567 Alcohol & Drug Treatment/WW County	3,000.00	1,086.17	1,913.83	63.8%

DocuSign Envelope ID: 9E371E9E-5DE2-4950-ACB0-810524E4737D

2021 BUDGET POSITION

001 Current Expense Fund Months: 01 To: 07

Expenditures	Amt Budgeted	Expenditures	Remaining	
567 Alcohol & Drug Treatment	**3,000.00**	**1,086.17**	**1,913.83**	**63.8%**
572 Library / Community Events				
572 Library Services	0.00	0.00	0.00	100.0%
572 Library / Community Events	**0.00**	**0.00**	**0.00**	**100.0%**
573 Spectator & Community Events				
001 Spectator & Community Events	69,090.00	25,084.09	44,005.91	63.7%
003 Farmer's Market	500.00	15.24	484.76	97.0%
573 Spectator & Community Events	69,590.00	25,099.33	44,490.67	63.9%
573 Spectator & Community Events	**69,590.00**	**25,099.33**	**44,490.67**	**63.9%**
576 Parks & Recreation				
515 Legal	0.00	0.00	0.00	100.0%
575 Cultural & Recreational	0.00	0.00	0.00	100.0%
000	0.00	0.00	0.00	100.0%
001 Administration	25,651.00	16,267.75	9,383.25	36.6%
002 Recreational Services	119,830.00	67,365.97	52,464.03	43.8%
003 Recreational Materials/Equip.	30,000.00	5,000.00	25,000.00	83.3%
576 Parks & Recreation	175,481.00	88,633.72	86,847.28	49.5%
576 Parks & Recreation	**175,481.00**	**88,633.72**	**86,847.28**	**49.5%**
580 Non-Expenditures				
589 Non-Expenditures	12,100.00	2,392,503.48	(2,380,403.48)	0.0%
580 Non-Expenditures	**12,100.00**	**2,392,503.48**	**(2,380,403.48)**	**0.0%**
596 Capital Expenditures				
515 Legal	0.00	0.00	0.00	100.0%
596 Capital Expenditures	**0.00**	**0.00**	**0.00**	**100.0%**
Fund Expenditures:	**7,438,979.00**	**6,516,324.11**	**922,654.89**	**12.4%**
Fund Excess/(Deficit):	**(173,426.00)**	**1,826,492.36**		

DocuSign Envelope ID: 9E371E9E-5DE2-4950-ACB0-810524E4737D

2021 BUDGET POSITION

005 Current Expense Reserve Fund Months: 01 To: 07

Revenues	Amt Budgeted	Revenues	Remaining	
025 Miscellaneous				
001 Interest & Other Earnings	1,000.00	680.71	319.29	31.9%
025 Miscellaneous	1,000.00	680.71	319.29	31.9%
025 Miscellaneous	**1,000.00**	**680.71**	**319.29**	**31.9%**
070 Interfund Transfers				
070 Operating Transfers	75,000.00	75,000.00	0.00	0.0%
070 Interfund Transfers	**75,000.00**	**75,000.00**	**0.00**	**0.0%**
Fund Revenues:	**76,000.00**	**75,680.71**	**319.29**	**0.4%**

Expenditures	Amt Budgeted	Expenditures	Remaining	
025 Miscellaneous				
000	0.00	14.39	(14.39)	0.0%
025 Miscellaneous	0.00	14.39	(14.39)	0.0%
025 Miscellaneous	**0.00**	**14.39**	**(14.39)**	**0.0%**
Fund Expenditures:	**0.00**	**14.39**	**(14.39)**	**0.0%**
Fund Excess/(Deficit):	**76,000.00**	**75,666.32**		

DocuSign Envelope ID: 9E371E9E-5DE2-4950-ACB0-810524E4737D

2021 BUDGET POSITION

012 Technology Reserve Fund Months: 01 To: 07

Revenues	Amt Budgeted	Revenues	Remaining	
025 Miscellaneous				
025 Miscellaneous	3,000.00	388.74	2,611.26	87.0%
025 Miscellaneous	**3,000.00**	**388.74**	**2,611.26**	**87.0%**
070 Interfund Transfers				
070 Operating Transfers	200,000.00	100,000.00	100,000.00	50.0%
070 Interfund Transfers	**200,000.00**	**100,000.00**	**100,000.00**	**50.0%**
100 Grants				
101 Indirect Federal Grants	0.00	49,770.00	(49,770.00)	0.0%
100 Grants	**0.00**	**49,770.00**	**(49,770.00)**	**0.0%**
Fund Revenues:	**203,000.00**	**150,158.74**	**52,841.26**	**26.0%**

Expenditures	Amt Budgeted	Expenditures	Remaining	
518 Data Processing				
025 Miscellaneous	40.00	597.75	(557.75)	0.0%
518 Data Processing Services	288,118.00	95,096.25	193,021.75	67.0%
518 Data Processing	**288,158.00**	**95,694.00**	**192,464.00**	**66.8%**
Fund Expenditures:	**288,158.00**	**95,694.00**	**192,464.00**	**66.8%**
Fund Excess/(Deficit):	**(85,158.00)**	**54,464.74**		

DocuSign Envelope ID: 9E371E9E-5DE2-4950-ACB0-810524E4737D

2021 BUDGET POSITION

061 Employee Benefit Reserve Fund Months: 01 To: 07

Revenues	Amt Budgeted	Revenues	Remaining	
025 Miscellaneous				
025 Miscellaneous	3,000.00	710.29	2,289.71	76.3%
025 Miscellaneous	**3,000.00**	**710.29**	**2,289.71**	**76.3%**
070 Interfund Transfers				
070 Operating Transfers	50,000.00	0.00	50,000.00	100.0%
070 Interfund Transfers	**50,000.00**	**0.00**	**50,000.00**	**100.0%**
Fund Revenues:	**53,000.00**	**710.29**	**52,289.71**	**98.7%**

Expenditures	Amt Budgeted	Expenditures	Remaining	
516 Human Resources				
517 Employee Benefit Program	87,000.00	10,598.50	76,401.50	87.8%
562 Employee Benefit Reserve	65.00	14.51	50.49	77.7%
516 Human Resources	**87,065.00**	**10,613.01**	**76,451.99**	**87.8%**
Fund Expenditures:	**87,065.00**	**10,613.01**	**76,451.99**	**87.8%**
Fund Excess/(Deficit):	**(34,065.00)**	**(9,902.72)**		

DocuSign Envelope ID: 9E371E9E-5DE2-4950-ACB0-810524E4737D

2021 BUDGET POSITION

100 Street Fund Months: 01 To: 07

Revenues	Amt Budgeted	Revenues	Remaining	
002 Taxes				
002 Taxes	0.00	0.00	0.00	100.0%
002 Taxes	**0.00**	**0.00**	**0.00**	**100.0%**
003 Permits & Licenses				
003 Licenses & Permits	5,000.00	7,425.00	(2,425.00)	0.0%
003 Permits & Licenses	**5,000.00**	**7,425.00**	**(2,425.00)**	**0.0%**
006 Charges For Goods & Services				
006 Charges For Goods & Services	0.00	0.00	0.00	100.0%
006 Charges For Goods & Services	**0.00**	**0.00**	**0.00**	**100.0%**
025 Miscellaneous				
001 Interest & Other Earnings	2,000.00	264.28	1,735.72	86.8%
005 Other Miscellaneous Revenue	0.00	327.60	(327.60)	0.0%
011 Project Plans & Specs Payments	0.00	0.00	0.00	100.0%
025 Miscellaneous	2,000.00	591.88	1,408.12	70.4%
025 Miscellaneous	**2,000.00**	**591.88**	**1,408.12**	**70.4%**
070 Interfund Transfers				
070 Operating Transfers	500,000.00	525,000.00	(25,000.00)	0.0%
070 Interfund Transfers	**500,000.00**	**525,000.00**	**(25,000.00)**	**0.0%**
100 Grants				
101 Indirect Federal Grants	0.00	0.00	0.00	100.0%
001 State Grants	0.00	19,913.04	(19,913.04)	0.0%
005 Fire Department Grants	0.00	0.00	0.00	100.0%
105 State Grants	0.00	19,913.04	(19,913.04)	0.0%
100 Grants	**0.00**	**19,913.04**	**(19,913.04)**	**0.0%**
106 State Shared Revenues				
107 State Entitlements	220,833.00	107,380.65	113,452.35	51.4%
106 State Shared Revenues	**220,833.00**	**107,380.65**	**113,452.35**	**51.4%**
542 Street Department				
019 Physical Environment	0.00	5,201.68	(5,201.68)	0.0%
542 Street Department	**0.00**	**5,201.68**	**(5,201.68)**	**0.0%**

DocuSign Envelope ID: 9E371E9E-5DE2-4950-ACB0-810524E4737D

2021 BUDGET POSITION

100 Street Fund Months: 01 To: 07

Revenues	Amt Budgeted	Revenues	Remaining	
Fund Revenues:	**727,833.00**	**665,512.25**	**62,320.75**	**8.6%**

Expenditures	Amt Budgeted	Expenditures	Remaining	
025 Miscellaneous				
000	25.00	179.16	(154.16)	0.0%
025 Miscellaneous	25.00	179.16	(154.16)	0.0%
025 Miscellaneous	**25.00**	**179.16**	**(154.16)**	**0.0%**
070 Interfund Transfers				
070 Operating Transfers	0.00	0.00	0.00	100.0%
070 Interfund Transfers	**0.00**	**0.00**	**0.00**	**100.0%**
100 Grants				
544 Engineering	0.00	19,913.04	(19,913.04)	0.0%
100 Grants	**0.00**	**19,913.04**	**(19,913.04)**	**0.0%**
542 Street Department				
515 Legal	0.00	0.00	0.00	100.0%
004 Traveled Way	180,786.00	91,803.13	88,982.87	49.2%
005 Street Lighting	42,000.00	19,639.38	22,360.62	53.2%
006 Traffic Control Devices	101,104.00	37,329.61	63,774.39	63.1%
007 Snow & Ice Removal	36,529.00	16,491.55	20,037.45	54.9%
008 Street Cleaning	0.00	0.00	0.00	100.0%
009 Roadside	56,353.00	31,969.87	24,383.13	43.3%
011 Interfund Transfers	250,000.00	403,500.00	(153,500.00)	0.0%
012 Capital Projects	0.00	0.00	0.00	100.0%
542 Road & Street Maintenance	666,772.00	600,733.54	66,038.46	9.9%
001 Administration	48,847.00	36,213.48	12,633.52	25.9%
002 General Services	19,400.00	19,441.48	(41.48)	0.0%
004 Training	1,000.00	(669.72)	1,669.72	167.0%
543 Road & Street General Admin.	69,247.00	54,985.24	14,261.76	20.6%
542 Street Department	**736,019.00**	**655,718.78**	**80,300.22**	**10.9%**
544 Engineering				
544 Engineering	76,465.00	19,708.06	56,756.94	74.2%
544 Engineering	**76,465.00**	**19,708.06**	**56,756.94**	**74.2%**
Fund Expenditures:	**812,509.00**	**695,519.04**	**116,989.96**	**14.4%**

DocuSign Envelope ID: 9E371E9E-5DE2-4950-ACB0-810524E4737D

Fund Excess/(Deficit):	**(84,676.00)**	**(30,006.79)**

DocuSign Envelope ID: 9E371E9E-5DE2-4950-ACB0-810524E4737D

2021 BUDGET POSITION

120 Criminal Justice Fund Months: 01 To: 07

Revenues	Amt Budgeted	Revenues	Remaining	
025 Miscellaneous				
001 Interest & Other Earnings	250.00	35.40	214.60	85.8%
025 Miscellaneous	250.00	35.40	214.60	85.8%
025 Miscellaneous	**250.00**	**35.40**	**214.60**	**85.8%**
100 Grants				
100 Direct Federal Grants	0.00	0.00	0.00	100.0%
100 Grants	**0.00**	**0.00**	**0.00**	**100.0%**
106 State Shared Revenues				
107 State Entitlements	14,670.00	10,888.90	3,781.10	25.8%
106 State Shared Revenues	**14,670.00**	**10,888.90**	**3,781.10**	**25.8%**
511 Legislative				
521 Law Enforcement	0.00	38,209.00	(38,209.00)	0.0%
511 Legislative	**0.00**	**38,209.00**	**(38,209.00)**	**0.0%**
Fund Revenues:	**14,920.00**	**49,133.30**	**(34,213.30)**	**0.0%**

Expenditures	Amt Budgeted	Expenditures	Remaining	
025 Miscellaneous				
000	0.00	0.82	(0.82)	0.0%
025 Miscellaneous	0.00	0.82	(0.82)	0.0%
025 Miscellaneous	**0.00**	**0.82**	**(0.82)**	**0.0%**
070 Interfund Transfers				
070 Operating Transfers	0.00	0.00	0.00	100.0%
070 Interfund Transfers	**0.00**	**0.00**	**0.00**	**100.0%**
100 Grants				
105 State Grants	0.00	0.00	0.00	100.0%
100 Grants	**0.00**	**0.00**	**0.00**	**100.0%**
521 Police Operations				
003 Patrol	0.00	0.00	0.00	100.0%
004 School Resource Officer	13,663.00	7,944.83	5,718.17	41.9%
009 Criminal Justice	17,000.00	0.00	17,000.00	100.0%
521 Law Enforcement	30,663.00	7,944.83	22,718.17	74.1%

DocuSign Envelope ID: 9E371E9E-5DE2-4950-ACB0-810524E4737D

2021 BUDGET POSITION

120 Criminal Justice Fund Months: 01 To: 07

Expenditures	Amt Budgeted	Expenditures	Remaining	
521 Police Operations	**30,663.00**	**7,944.83**	**22,718.17**	**74.1%**
Fund Expenditures:	**30,663.00**	**7,945.65**	**22,717.35**	**74.1%**
Fund Excess/(Deficit):	**(15,743.00)**	**41,187.65**		

DocuSign Envelope ID: 9E371E9E-5DE2-4950-ACB0-810524E4737D

2021 BUDGET POSITION

121 Forfeited Proceeds Fund Months: 01 To: 07

Revenues	Amt Budgeted	Revenues	Remaining	
012 Fines & Forfeits				
012 Court Fines And Forfeitures	500.00	0.00	500.00	100.0%
012 Fines & Forfeits	**500.00**	**0.00**	**500.00**	**100.0%**
025 Miscellaneous				
001 Interest & Other Earnings	0.00	(2.19)	2.19	100.0%
025 Miscellaneous	0.00	(2.19)	2.19	100.0%
035 Other Miscellaneous	25.00	6.86	18.14	72.6%
025 Miscellaneous	**25.00**	**4.67**	**20.33**	**81.3%**
100 Grants				
100 Direct Federal Grants	0.00	0.00	0.00	100.0%
100 Grants	**0.00**	**0.00**	**0.00**	**100.0%**
Fund Revenues:	**525.00**	**4.67**	**520.33**	**99.1%**

Expenditures	Amt Budgeted	Expenditures	Remaining	
025 Miscellaneous				
000	0.00	0.08	(0.08)	0.0%
025 Miscellaneous	0.00	0.08	(0.08)	0.0%
025 Miscellaneous	**0.00**	**0.08**	**(0.08)**	**0.0%**
070 Interfund Transfers				
070 Operating Transfers	0.00	0.00	0.00	100.0%
070 Interfund Transfers	**0.00**	**0.00**	**0.00**	**100.0%**
521 Police Operations				
521 Law Enforcement	0.00	0.00	0.00	100.0%
521 Police Operations	**0.00**	**0.00**	**0.00**	**100.0%**
Fund Expenditures:	**0.00**	**0.08**	**(0.08)**	**0.0%**
Fund Excess/(Deficit):	**525.00**	**4.59**		

DocuSign Envelope ID: 9E371E9E-5DE2-4950-ACB0-810524E4737D

2021 BUDGET POSITION

130 Hotel/Motel Tax Months: 01 To: 07

Revenues	Amt Budgeted	Revenues	Remaining	
002 Taxes				
002 Taxes	16,000.00	11,419.49	4,580.51	28.6%
002 Taxes	**16,000.00**	**11,419.49**	**4,580.51**	**28.6%**
025 Miscellaneous				
025 Miscellaneous	0.00	(31.05)	31.05	100.0%
035 Other Miscellaneous	100.00	100.04	(0.04)	0.0%
025 Miscellaneous	**100.00**	**68.99**	**31.01**	**31.0%**
Fund Revenues:	**16,100.00**	**11,488.48**	**4,611.52**	**28.6%**

Expenditures	Amt Budgeted	Expenditures	Remaining	
557 Tourism				
557 Economic Development	13,500.00	1.33	13,498.67	100.0%
557 Tourism	**13,500.00**	**1.33**	**13,498.67**	**100.0%**
Fund Expenditures:	**13,500.00**	**1.33**	**13,498.67**	**100.0%**
Fund Excess/(Deficit):	**2,600.00**	**11,487.15**		

DocuSign Envelope ID: 9E371E9E-5DE2-4950-ACB0-810524E4737D

2021 BUDGET POSITION

201 ULTGO Bond Fund Months: 01 To: 07

Revenues	Amt Budgeted	Revenues	Remaining	
025 Miscellaneous				
001 Interest & Other Earnings	5.00	6.12	(1.12)	0.0%
025 Miscellaneous	5.00	6.12	(1.12)	0.0%
025 Miscellaneous	**5.00**	**6.12**	**(1.12)**	**0.0%**
070 Interfund Transfers				
070 Operating Transfers	487,950.00	99,375.00	388,575.00	79.6%
070 Interfund Transfers	**487,950.00**	**99,375.00**	**388,575.00**	**79.6%**
390 Loan Proceeds				
092 Loan Receipts	0.00	0.00	0.00	100.0%
390 Loan Proceeds	**0.00**	**0.00**	**0.00**	**100.0%**
Fund Revenues:	**487,955.00**	**99,381.12**	**388,573.88**	**79.6%**

Expenditures	Amt Budgeted	Expenditures	Remaining	
025 Miscellaneous				
000	0.00	0.15	(0.15)	0.0%
025 Miscellaneous	0.00	0.15	(0.15)	0.0%
025 Miscellaneous	**0.00**	**0.15**	**(0.15)**	**0.0%**
590 Long Term Debt Payment/Interes				
000	487,050.00	93,525.00	393,525.00	80.8%
001 Long Term Debt Redemption	0.00	0.00	0.00	100.0%
002 Interest & Other Debt Costs	0.00	0.00	0.00	100.0%
591 Interest & Debt Service	487,050.00	93,525.00	393,525.00	80.8%
590 Long Term Debt Payment/Interes	**487,050.00**	**93,525.00**	**393,525.00**	**80.8%**
Fund Expenditures:	**487,050.00**	**93,525.15**	**393,524.85**	**80.8%**
Fund Excess/(Deficit):	**905.00**	**5,855.97**		

DocuSign Envelope ID: 9E371E9E-5DE2-4950-ACB0-810524E4737D

2021 BUDGET POSITION

202 LTGO Bond Fund Months: 01 To: 07

Revenues	Amt Budgeted	Revenues	Remaining	
025 Miscellaneous				
001 Interest & Other Earnings	0.00	0.00	0.00	100.0%
025 Miscellaneous	0.00	0.00	0.00	100.0%
025 Miscellaneous	**0.00**	**0.00**	**0.00**	**100.0%**
070 Interfund Transfers				
070 Operating Transfers	0.00	0.00	0.00	100.0%
070 Interfund Transfers	**0.00**	**0.00**	**0.00**	**100.0%**
Fund Revenues:	**0.00**	**0.00**	**0.00**	**100.0%**

Expenditures	Amt Budgeted	Expenditures	Remaining	
025 Miscellaneous				
000	0.00	0.00	0.00	100.0%
025 Miscellaneous	0.00	0.00	0.00	100.0%
025 Miscellaneous	**0.00**	**0.00**	**0.00**	**100.0%**
070 Interfund Transfers				
070 Operating Transfers	52,004.00	0.00	52,004.00	100.0%
070 Interfund Transfers	**52,004.00**	**0.00**	**52,004.00**	**100.0%**
590 Long Term Debt Payment/Interes				
001 Long Term Debt Redemption	0.00	0.00	0.00	100.0%
002 Interest & Other Debt Costs	0.00	0.00	0.00	100.0%
591 Interest & Debt Service	0.00	0.00	0.00	100.0%
590 Long Term Debt Payment/Interes	**0.00**	**0.00**	**0.00**	**100.0%**
Fund Expenditures:	**52,004.00**	**0.00**	**52,004.00**	**100.0%**
Fund Excess/(Deficit):	**(52,004.00)**	**0.00**		

DocuSign Envelope ID: 9E371E9E-5DE2-4950-ACB0-810524E4737D

2021 BUDGET POSITION

235 Commercial Drive Bond Debt Service Fund Months: 01 To: 07

Revenues	Amt Budgeted	Revenues	Remaining	
025 Miscellaneous				
025 Miscellaneous	750.00	71.04	678.96	90.5%
025 Miscellaneous	**750.00**	**71.04**	**678.96**	**90.5%**
070 Interfund Transfers				
070 Operating Transfers	140,484.00	140,484.00	0.00	0.0%
070 Interfund Transfers	**140,484.00**	**140,484.00**	**0.00**	**0.0%**
370 Capital Contributions				
370 Capital Contributions	0.00	0.00	0.00	100.0%
370 Capital Contributions	**0.00**	**0.00**	**0.00**	**100.0%**
Fund Revenues:	**141,234.00**	**140,555.04**	**678.96**	**0.5%**

Expenditures	Amt Budgeted	Expenditures	Remaining	
025 Miscellaneous				
514 Finance & Administration	0.00	2.75	(2.75)	0.0%
025 Miscellaneous	**0.00**	**2.75**	**(2.75)**	**0.0%**
590 Long Term Debt Payment/Interes				
001 Long Term Debt Redemption	117,561.00	112,372.67	5,188.33	4.4%
002 Interest & Other Debt Costs	22,923.00	28,111.06	(5,188.06)	0.0%
591 Interest & Debt Service	140,484.00	140,483.73	0.27	0.0%
590 Long Term Debt Payment/Interes	**140,484.00**	**140,483.73**	**0.27**	**0.0%**
Fund Expenditures:	**140,484.00**	**140,486.48**	**(2.48)**	**0.0%**
Fund Excess/(Deficit):	**750.00**	**68.56**		

DocuSign Envelope ID: 9E371E9E-5DE2-4950-ACB0-810524E4737D

2021 BUDGET POSITION

301 Street Capital Contribution Fund Months: 01 To: 07

Revenues	Amt Budgeted	Revenues	Remaining	
025 Miscellaneous				
025 Miscellaneous	20.00	1.52	18.48	92.4%
025 Miscellaneous	**20.00**	**1.52**	**18.48**	**92.4%**
070 Interfund Transfers				
070 Operating Transfers	0.00	0.00	0.00	100.0%
070 Interfund Transfers	**0.00**	**0.00**	**0.00**	**100.0%**
370 Capital Contributions				
370 Capital Contributions	21,925.00	0.00	21,925.00	100.0%
370 Capital Contributions	**21,925.00**	**0.00**	**21,925.00**	**100.0%**
Fund Revenues:	**21,945.00**	**1.52**	**21,943.48**	**100.0%**

Expenditures	Amt Budgeted	Expenditures	Remaining	
070 Interfund Transfers				
070 Operating Transfers	21,925.00	11,925.00	10,000.00	45.6%
070 Interfund Transfers	**21,925.00**	**11,925.00**	**10,000.00**	**45.6%**
542 Street Department				
542 Road & Street Maintenance	0.00	0.00	0.00	100.0%
542 Street Department	**0.00**	**0.00**	**0.00**	**100.0%**
Fund Expenditures:	**21,925.00**	**11,925.00**	**10,000.00**	**45.6%**
Fund Excess/(Deficit):	**20.00**	**(11,923.48)**		

DocuSign Envelope ID: 9E371E9E-5DE2-4950-ACB0-810524E4737D

2021 BUDGET POSITION

305 Capital Improvement Fund (REET) Months: 01 To: 07

Revenues	Amt Budgeted	Revenues	Remaining	
002 Taxes				
002 Taxes	150,000.00	119,069.90	30,930.10	20.6%
002 Taxes	**150,000.00**	**119,069.90**	**30,930.10**	**20.6%**
025 Miscellaneous				
001 Interest & Other Earnings	1,500.00	831.79	668.21	44.5%
025 Miscellaneous	1,500.00	831.79	668.21	44.5%
025 Miscellaneous	**1,500.00**	**831.79**	**668.21**	**44.5%**
Fund Revenues:	**151,500.00**	**119,901.69**	**31,598.31**	**20.9%**

Expenditures	Amt Budgeted	Expenditures	Remaining	
025 Miscellaneous				
000	0.00	16.72	(16.72)	0.0%
025 Miscellaneous	0.00	16.72	(16.72)	0.0%
025 Miscellaneous	**0.00**	**16.72**	**(16.72)**	**0.0%**
070 Interfund Transfers				
070 Operating Transfers	0.00	0.00	0.00	100.0%
070 Interfund Transfers	**0.00**	**0.00**	**0.00**	**100.0%**
542 Street Department				
542 Road & Street Maintenance	90,000.00	21,244.11	68,755.89	76.4%
542 Street Department	**90,000.00**	**21,244.11**	**68,755.89**	**76.4%**
596 Capital Expenditures				
000	0.00	0.00	0.00	100.0%
005 Planning & Design	0.00	0.00	0.00	100.0%
594 Capital Improvements	0.00	0.00	0.00	100.0%
596 Capital Expenditures	**0.00**	**0.00**	**0.00**	**100.0%**
Fund Expenditures:	**90,000.00**	**21,260.83**	**68,739.17**	**76.4%**
Fund Excess/(Deficit):	**61,500.00**	**98,640.86**		

DocuSign Envelope ID: 9E371E9E-5DE2-4950-ACB0-810524E4737D

2021 BUDGET POSITION

306 Capital Improvement Fund (REET 2) Months: 01 To: 07

Revenues	Amt Budgeted	Revenues	Remaining	
002 Taxes				
002 Taxes	150,000.00	113,012.92	36,987.08	24.7%
002 Taxes	**150,000.00**	**113,012.92**	**36,987.08**	**24.7%**
025 Miscellaneous				
001 Interest & Other Earnings	2,000.00	1,448.56	551.44	27.6%
005 Other Miscellaneous Revenue	0.00	0.00	0.00	100.0%
025 Miscellaneous	2,000.00	1,448.56	551.44	27.6%
025 Miscellaneous	**2,000.00**	**1,448.56**	**551.44**	**27.6%**
030 Contributions / Donations Priv				
030 Contr & Donations Priv Sources	400,000.00	500,042.38	(100,042.38)	0.0%
030 Contributions / Donations Priv	**400,000.00**	**500,042.38**	**(100,042.38)**	**0.0%**
100 Grants				
105 State Grants	1,000,000.00	0.00	1,000,000.00	100.0%
100 Grants	**1,000,000.00**	**0.00**	**1,000,000.00**	**100.0%**
Fund Revenues:	**1,552,000.00**	**614,503.86**	**937,496.14**	**60.4%**

Expenditures	Amt Budgeted	Expenditures	Remaining	
025 Miscellaneous				
000	0.00	28.93	(28.93)	0.0%
025 Miscellaneous	0.00	28.93	(28.93)	0.0%
025 Miscellaneous	**0.00**	**28.93**	**(28.93)**	**0.0%**
596 Capital Expenditures				
594 Capital Improvements	2,010,000.00	475.36	2,009,524.64	100.0%
596 Capital Expenditures	**2,010,000.00**	**475.36**	**2,009,524.64**	**100.0%**
Fund Expenditures:	**2,010,000.00**	**504.29**	**2,009,495.71**	**100.0%**
Fund Excess/(Deficit):	**(458,000.00)**	**613,999.57**		

DocuSign Envelope ID: 9E371E9E-5DE2-4950-ACB0-810524E4737D

2021 BUDGET POSITION

309 CDBG Projects Fund Months: 01 To: 07

Revenues	Amt Budgeted	Revenues	Remaining	
025 Miscellaneous				
001 Interest & Other Earnings	0.00	0.06	(0.06)	0.0%
025 Miscellaneous	0.00	0.06	(0.06)	0.0%
025 Miscellaneous	**0.00**	**0.06**	**(0.06)**	**0.0%**
100 Grants				
101 Indirect Federal Grants	339,530.00	35,332.48	304,197.52	89.6%
100 Grants	**339,530.00**	**35,332.48**	**304,197.52**	**89.6%**
Fund Revenues:	**339,530.00**	**35,332.54**	**304,197.46**	**89.6%**

Expenditures	Amt Budgeted	Expenditures	Remaining	
594 Capital Improvements	0.00	0.00	0.00	100.0%
025 Miscellaneous				
000	0.00	0.00	0.00	100.0%
025 Miscellaneous	0.00	0.00	0.00	100.0%
025 Miscellaneous	**0.00**	**0.00**	**0.00**	**100.0%**
531 Stormwater				
594 Capital Improvements	0.00	4,357.00	(4,357.00)	0.0%
531 Stormwater	**0.00**	**4,357.00**	**(4,357.00)**	**0.0%**
542 Street Department				
542 Road & Street Maintenance	339,530.00	30,975.48	308,554.52	90.9%
542 Street Department	**339,530.00**	**30,975.48**	**308,554.52**	**90.9%**
558 Planning/Community Development				
558 Planning/Community Development	0.00	0.00	0.00	100.0%
558 Planning/Community Development	**0.00**	**0.00**	**0.00**	**100.0%**
Fund Expenditures:	**339,530.00**	**35,332.48**	**304,197.52**	**89.6%**
Fund Excess/(Deficit):	**0.00**	**0.06**		

DocuSign Envelope ID: 9E371E9E-5DE2-4950-ACB0-810524E4737D

2021 BUDGET POSITION

311 Street Improvement Fund Months: 01 To: 07

Revenues	Amt Budgeted	Revenues	Remaining	
025 Miscellaneous				
001 Interest & Other Earnings	67,500.00	691.83	66,808.17	99.0%
025 Miscellaneous	67,500.00	691.83	66,808.17	99.0%
025 Miscellaneous	**67,500.00**	**691.83**	**66,808.17**	**99.0%**
070 Interfund Transfers				
070 Operating Transfers	10,000.00	0.00	10,000.00	100.0%
070 Interfund Transfers	**10,000.00**	**0.00**	**10,000.00**	**100.0%**
100 Grants				
001 Indirect Federal Grants	0.00	0.00	0.00	100.0%
002 Police Department Grants	0.00	0.00	0.00	100.0%
101 Indirect Federal Grants	0.00	0.00	0.00	100.0%
102 Grants - Private Sources	71,100.00	0.00	71,100.00	100.0%
105 State Grants	482,204.00	258,425.65	223,778.35	46.4%
100 Grants	**553,304.00**	**258,425.65**	**294,878.35**	**53.3%**
Fund Revenues:	**630,804.00**	**259,117.48**	**371,686.52**	**58.9%**

Expenditures	Amt Budgeted	Expenditures	Remaining	
025 Miscellaneous				
000	25.00	15.23	9.77	39.1%
025 Miscellaneous	25.00	15.23	9.77	39.1%
025 Miscellaneous	**25.00**	**15.23**	**9.77**	**39.1%**
070 Interfund Transfers				
070 Operating Transfers	100,000.00	100,000.00	0.00	0.0%
070 Interfund Transfers	**100,000.00**	**100,000.00**	**0.00**	**0.0%**
542 Street Department				
006 Traffic Control Devices	0.00	0.00	0.00	100.0%
009 Roadside	0.00	0.00	0.00	100.0%
010 Engineering	0.00	0.00	0.00	100.0%
012 Capital Projects	613,560.00	290,758.43	322,801.57	52.6%
542 Road & Street Maintenance	613,560.00	290,758.43	322,801.57	52.6%
542 Street Department	**613,560.00**	**290,758.43**	**322,801.57**	**52.6%**
Fund Expenditures:	**713,585.00**	**390,773.66**	**322,811.34**	**45.2%**

DocuSign Envelope ID: 9E371E9E-5DE2-4950-ACB0-810524E4737D

Fund Excess/(Deficit):	**(82,781.00)**	**(131,656.18)**

DocuSign Envelope ID: 9E371E9E-5DE2-4950-ACB0-810524E4737D

2021 BUDGET POSITION

315 Facility Maintenance Reserve Fund (CE) Months: 01 To: 07

Revenues	Amt Budgeted	Revenues	Remaining	
025 Miscellaneous				
001 Interest & Other Earnings	1,000.00	623.39	376.61	37.7%
025 Miscellaneous	1,000.00	623.39	376.61	37.7%
025 Miscellaneous	**1,000.00**	**623.39**	**376.61**	**37.7%**
070 Interfund Transfers				
070 Operating Transfers	400,000.00	250,000.00	150,000.00	37.5%
070 Interfund Transfers	**400,000.00**	**250,000.00**	**150,000.00**	**37.5%**
100 Grants				
102 Grants - Private Sources	0.00	0.00	0.00	100.0%
105 State Grants	0.00	0.00	0.00	100.0%
100 Grants	**0.00**	**0.00**	**0.00**	**100.0%**
Fund Revenues:	**401,000.00**	**250,623.39**	**150,376.61**	**37.5%**

Expenditures	Amt Budgeted	Expenditures	Remaining	
019 Physical Environment				
048 Maintenance	0.00	0.00	0.00	100.0%
594 Capital Improvements	0.00	0.00	0.00	100.0%
019 Physical Environment	**0.00**	**0.00**	**0.00**	**100.0%**
025 Miscellaneous				
000	100.00	12.27	87.73	87.7%
025 Miscellaneous	100.00	12.27	87.73	87.7%
025 Miscellaneous	**100.00**	**12.27**	**87.73**	**87.7%**
524 Building / Facilities / ISM				
519 Other General Gov Services	459,800.00	135,008.42	324,791.58	70.6%
524 Building / Facilities / ISM	**459,800.00**	**135,008.42**	**324,791.58**	**70.6%**
Fund Expenditures:	**459,900.00**	**135,020.69**	**324,879.31**	**70.6%**
Fund Excess/(Deficit):	**(58,900.00)**	**115,602.70**		

DocuSign Envelope ID: 9E371E9E-5DE2-4950-ACB0-810524E4737D

2021 BUDGET POSITION

320 Equipment Reserve Fund Months: 01 To: 07

Revenues	Amt Budgeted	Revenues	Remaining	
025 Miscellaneous				
025 Miscellaneous	4,000.00	835.23	3,164.77	79.1%
025 Miscellaneous	**4,000.00**	**835.23**	**3,164.77**	**79.1%**
070 Interfund Transfers				
070 Operating Transfers	280,000.00	418,500.00	(138,500.00)	0.0%
070 Interfund Transfers	**280,000.00**	**418,500.00**	**(138,500.00)**	**0.0%**
Fund Revenues:	**284,000.00**	**419,335.23**	**(135,335.23)**	**0.0%**

Expenditures	Amt Budgeted	Expenditures	Remaining	
025 Miscellaneous				
514 Finance & Administration	0.00	14.34	(14.34)	0.0%
025 Miscellaneous	**0.00**	**14.34**	**(14.34)**	**0.0%**
070 Interfund Transfers				
070 Operating Transfers	0.00	0.00	0.00	100.0%
070 Interfund Transfers	**0.00**	**0.00**	**0.00**	**100.0%**
521 Police Operations				
521 Law Enforcement	72,520.00	54,390.24	18,129.76	25.0%
521 Police Operations	**72,520.00**	**54,390.24**	**18,129.76**	**25.0%**
522 Fire Department				
001 Administration	18,000.00	0.00	18,000.00	100.0%
010 Mobilzation Program	20,000.00	8,634.89	11,365.11	56.8%
522 Fire Control	38,000.00	8,634.89	29,365.11	77.3%
526 Emergency Medical Services	0.00	(45,039.00)	45,039.00	100.0%
522 Fire Department	**38,000.00**	**(36,404.11)**	**74,404.11**	**195.8%**
542 Street Department				
542 Road & Street Maintenance	0.00	0.00	0.00	100.0%
550 General Services	307,000.00	224,483.74	82,516.26	26.9%
542 Street Department	**307,000.00**	**224,483.74**	**82,516.26**	**26.9%**
Fund Expenditures:	**417,520.00**	**242,484.21**	**175,035.79**	**41.9%**
Fund Excess/(Deficit):	**(133,520.00)**	**176,851.02**		

DocuSign Envelope ID: 9E371E9E-5DE2-4950-ACB0-810524E4737D

2021 BUDGET POSITION

330 Economic Development Fund Months: 01 To: 07

Revenues	Amt Budgeted	Revenues	Remaining	
025 Miscellaneous				
001 Interest & Other Earnings	50.00	259.16	(209.16)	0.0%
025 Miscellaneous	50.00	259.16	(209.16)	0.0%
025 Miscellaneous	**50.00**	**259.16**	**(209.16)**	**0.0%**
070 Interfund Transfers				
070 Operating Transfers	600,000.00	111,925.00	488,075.00	81.3%
070 Interfund Transfers	**600,000.00**	**111,925.00**	**488,075.00**	**81.3%**
Fund Revenues:	**600,050.00**	**112,184.16**	**487,865.84**	**81.3%**

Expenditures	Amt Budgeted	Expenditures	Remaining	
025 Miscellaneous				
000	0.00	0.00	0.00	100.0%
025 Miscellaneous	0.00	0.00	0.00	100.0%
025 Miscellaneous	**0.00**	**0.00**	**0.00**	**100.0%**
070 Interfund Transfers				
070 Operating Transfers	0.00	0.00	0.00	100.0%
070 Interfund Transfers	**0.00**	**0.00**	**0.00**	**100.0%**
542 Street Department				
010 Engineering	0.00	0.00	0.00	100.0%
012 Capital Projects	600,000.00	74,183.50	525,816.50	87.6%
542 Road & Street Maintenance	600,000.00	74,183.50	525,816.50	87.6%
542 Street Department	**600,000.00**	**74,183.50**	**525,816.50**	**87.6%**
Fund Expenditures:	**600,000.00**	**74,183.50**	**525,816.50**	**87.6%**
Fund Excess/(Deficit):	**50.00**	**38,000.66**		

DocuSign Envelope ID: 9E371E9E-5DE2-4950-ACB0-810524E4737D

2021 BUDGET POSITION

340 Economic Development Reserve Fund Months: 01 To: 07

Revenues	Amt Budgeted	Revenues	Remaining	
025 Miscellaneous				
025 Miscellaneous	0.00	0.00	0.00	100.0%
025 Miscellaneous	**0.00**	**0.00**	**0.00**	**100.0%**
Fund Revenues:	**0.00**	**0.00**	**0.00**	**100.0%**

Expenditures	Amt Budgeted	Expenditures	Remaining	
025 Miscellaneous				
025 Miscellaneous	0.00	0.00	0.00	100.0%
025 Miscellaneous	**0.00**	**0.00**	**0.00**	**100.0%**
590 Long Term Debt Payment/Interes				
591 Interest & Debt Service	0.00	0.00	0.00	100.0%
590 Long Term Debt Payment/Interes	**0.00**	**0.00**	**0.00**	**100.0%**
Fund Expenditures:	**0.00**	**0.00**	**0.00**	**100.0%**
Fund Excess/(Deficit):	**0.00**	**0.00**		

DocuSign Envelope ID: 9E371E9E-5DE2-4950-ACB0-810524E4737D

2021 BUDGET POSITION

400 Water Fund Months: 01 To: 07

Revenues	Amt Budgeted	Revenues	Remaining	
003 Permits & Licenses				
003 Licenses & Permits	0.00	0.00	0.00	100.0%
003 Permits & Licenses	**0.00**	**0.00**	**0.00**	**100.0%**
006 Charges For Goods & Services				
001 Charges For Goods & Services	20,000.00	33,992.61	(13,992.61)	0.0%
004 Fines / Penalties / Charges	7,749.00	1,827.82	5,921.18	76.4%
009 Water	1,720,158.00	942,125.99	778,032.01	45.2%
006 Charges For Goods & Services	1,747,907.00	977,946.42	769,960.58	44.1%
006 Charges For Goods & Services	**1,747,907.00**	**977,946.42**	**769,960.58**	**44.1%**
012 Fines & Forfeits				
006 Charges For Goods & Services	20,000.00	299.10	19,700.90	98.5%
012 Fines & Forfeits	**20,000.00**	**299.10**	**19,700.90**	**98.5%**
025 Miscellaneous				
001 Interest & Other Earnings	7,000.00	938.06	6,061.94	86.6%
002 Rents & Leases	19,044.00	14,574.85	4,469.15	23.5%
005 Other Miscellaneous Revenue	13,000.00	1,223.23	11,776.77	90.6%
025 Miscellaneous	39,044.00	16,736.14	22,307.86	57.1%
025 Miscellaneous	**39,044.00**	**16,736.14**	**22,307.86**	**57.1%**
070 Interfund Transfers				
070 Operating Transfers	0.00	0.00	0.00	100.0%
070 Interfund Transfers	**0.00**	**0.00**	**0.00**	**100.0%**
100 Grants				
105 State Grants	0.00	10,247.02	(10,247.02)	0.0%
100 Grants	**0.00**	**10,247.02**	**(10,247.02)**	**0.0%**
370 Capital Contributions				
370 Capital Contributions	0.00	0.00	0.00	100.0%
370 Capital Contributions	**0.00**	**0.00**	**0.00**	**100.0%**
380 Non-Revenues				
080 Non-Revenues	0.00	1,500.00	(1,500.00)	0.0%
380 Non-Revenues	**0.00**	**1,500.00**	**(1,500.00)**	**0.0%**

DocuSign Envelope ID: 9E371E9E-5DE2-4950-ACB0-810524E4737D

2021 BUDGET POSITION

400 Water Fund Months: 01 To: 07

Revenues	Amt Budgeted	Revenues	Remaining	
534 Water Department				
019 Physical Environment	0.00	0.00	0.00	100.0%
003 Maintenance	14,247.00	11,963.10	2,283.90	16.0%
534 Water Utilities	14,247.00	11,963.10	2,283.90	16.0%
534 Water Department	**14,247.00**	**11,963.10**	**2,283.90**	**16.0%**
Fund Revenues:	**1,821,198.00**	**1,018,691.78**	**802,506.22**	**44.1%**

Expenditures	Amt Budgeted	Expenditures	Remaining	
025 Miscellaneous				
000	0.00	339.89	(339.89)	0.0%
025 Miscellaneous	0.00	339.89	(339.89)	0.0%
025 Miscellaneous	**0.00**	**339.89**	**(339.89)**	**0.0%**
070 Interfund Transfers				
070 Operating Transfers	337,000.00	18,500.00	318,500.00	94.5%
070 Interfund Transfers	**337,000.00**	**18,500.00**	**318,500.00**	**94.5%**
100 Grants				
101 Indirect Federal Grants	0.00	3,621.82	(3,621.82)	0.0%
100 Grants	**0.00**	**3,621.82**	**(3,621.82)**	**0.0%**
534 Water Department				
515 Legal	0.00	0.00	0.00	100.0%
000	0.00	0.00	0.00	100.0%
001 Administration / General	574,086.00	381,969.72	192,116.28	33.5%
002 Administrative/Planning	22,924.00	13,445.97	9,478.03	41.3%
003 Maintenance	564,433.00	328,749.73	235,683.27	41.8%
004 Operations / General	206,095.00	158,899.16	47,195.84	22.9%
005 Capital Expenditures	0.00	0.00	0.00	100.0%
009 Finance	184,042.00	101,532.85	82,509.15	44.8%
534 Water Utilities	1,551,580.00	984,597.43	566,982.57	36.5%
534 Water Department	**1,551,580.00**	**984,597.43**	**566,982.57**	**36.5%**
580 Non-Expenditures				
589 Non-Expenditures	0.00	500.00	(500.00)	0.0%
580 Non-Expenditures	**0.00**	**500.00**	**(500.00)**	**0.0%**
597 Interfund Transfers				

DocuSign Envelope ID: 9E371E9E-5DE2-4950-ACB0-810524E4737D

2021 BUDGET POSITION

400 Water Fund Months: 01 To: 07

Expenditures	Amt Budgeted	Expenditures	Remaining	
070 Operating Transfers				
070 Operating Transfers	0.00	0.00	0.00	100.0%
597 Interfund Transfers	**0.00**	**0.00**	**0.00**	**100.0%**
Fund Expenditures:	**1,888,580.00**	**1,007,559.14**	**881,020.86**	**46.6%**
Fund Excess/(Deficit):	**(67,382.00)**	**11,132.64**		

DocuSign Envelope ID: 9E371E9E-5DE2-4950-ACB0-810524E4737D

2021 BUDGET POSITION

401 Wastewater Fund Months: 01 To: 07

Revenues	Amt Budgeted	Revenues	Remaining	
003 Permits & Licenses				
003 Licenses & Permits	0.00	18,600.00	(18,600.00)	0.0%
003 Permits & Licenses	**0.00**	**18,600.00**	**(18,600.00)**	**0.0%**
006 Charges For Goods & Services				
001 Charges For Goods & Services	0.00	0.00	0.00	100.0%
010 Wastewater	2,667,896.00	1,601,228.24	1,066,667.76	40.0%
006 Charges For Goods & Services	2,667,896.00	1,601,228.24	1,066,667.76	40.0%
006 Charges For Goods & Services	**2,667,896.00**	**1,601,228.24**	**1,066,667.76**	**40.0%**
012 Fines & Forfeits				
006 Charges For Goods & Services	8,000.00	1,652.15	6,347.85	79.3%
012 Fines & Forfeits	**8,000.00**	**1,652.15**	**6,347.85**	**79.3%**
019 Physical Environment				
019 Physical Environment	871.00	988.70	(117.70)	0.0%
019 Physical Environment	**871.00**	**988.70**	**(117.70)**	**0.0%**
025 Miscellaneous				
001 Interest & Other Earnings	14,000.00	3,273.39	10,726.61	76.6%
002 Rents & Leases	0.00	0.00	0.00	100.0%
005 Other Miscellaneous Revenue	0.00	585.40	(585.40)	0.0%
025 Miscellaneous	14,000.00	3,858.79	10,141.21	72.4%
025 Miscellaneous	**14,000.00**	**3,858.79**	**10,141.21**	**72.4%**
070 Interfund Transfers				
000	0.00	0.00	0.00	100.0%
070 Operating Transfers	0.00	0.00	0.00	100.0%
070 Interfund Transfers	**0.00**	**0.00**	**0.00**	**100.0%**
100 Grants				
105 State Grants	0.00	0.00	0.00	100.0%
100 Grants	**0.00**	**0.00**	**0.00**	**100.0%**
107 Loan Proceeds				
092 Loan Receipts	0.00	0.00	0.00	100.0%
107 Loan Proceeds	**0.00**	**0.00**	**0.00**	**100.0%**

DocuSign Envelope ID: 9E371E9E-5DE2-4950-ACB0-810524E4737D

2021 BUDGET POSITION

401 Wastewater Fund Months: 01 To: 07

Revenues	Amt Budgeted	Revenues	Remaining	
370 Capital Contributions				
370 Capital Contributions	0.00	0.00	0.00	100.0%
370 Capital Contributions	**0.00**	**0.00**	**0.00**	**100.0%**
535 Wastewater Department				
019 Physical Environment	0.00	0.00	0.00	100.0%
535 Wastewater Department	**0.00**	**0.00**	**0.00**	**100.0%**
Fund Revenues:	**2,690,767.00**	**1,626,327.88**	**1,064,439.12**	**39.6%**

Expenditures	Amt Budgeted	Expenditures	Remaining	
025 Miscellaneous				
000	120.00	281.99	(161.99)	0.0%
025 Miscellaneous	120.00	281.99	(161.99)	0.0%
025 Miscellaneous	**120.00**	**281.99**	**(161.99)**	**0.0%**
070 Interfund Transfers				
000	300,000.00	1,100,000.00	(800,000.00)	0.0%
050 Maintenance	0.00	0.00	0.00	100.0%
080 Operations/General	0.00	0.00	0.00	100.0%
070 Operating Transfers	300,000.00	1,100,000.00	(800,000.00)	0.0%
070 Interfund Transfers	**300,000.00**	**1,100,000.00**	**(800,000.00)**	**0.0%**
535 Wastewater Department				
515 Legal	1,500.00	855.00	645.00	43.0%
001 Administration / General	1,707,549.00	956,053.80	751,495.20	44.0%
002 Administration / Planning	22,924.00	13,285.11	9,638.89	42.0%
003 Maintenance	21,153.00	35,478.85	(14,325.85)	0.0%
004 Operations / General	73,949.00	42,919.74	31,029.26	42.0%
005 Operations / Testing	0.00	0.00	0.00	100.0%
012 Finance	189,300.00	105,654.56	83,645.44	44.2%
535 Wastewater Utilities	2,014,875.00	1,153,392.06	861,482.94	42.8%
535 Wastewater Department	**2,016,375.00**	**1,154,247.06**	**862,127.94**	**42.8%**
597 Interfund Transfers				
070 Operating Transfers	0.00	0.00	0.00	100.0%
597 Interfund Transfers	**0.00**	**0.00**	**0.00**	**100.0%**
Fund Expenditures:	**2,316,495.00**	**2,254,529.05**	**61,965.95**	**2.7%**

DocuSign Envelope ID: 9E371E9E-5DE2-4950-ACB0-810524E4737D

Fund Excess/(Deficit):	**374,272.00**	**(628,201.17)**

DocuSign Envelope ID: 9E371E9E-5DE2-4950-ACB0-810524E4737D

2021 BUDGET POSITION

402 Stormwater Fund Months: 01 To: 07

Revenues	Amt Budgeted	Revenues	Remaining	
006 Charges For Goods & Services				
006 Charges For Goods & Services	562,936.00	348,586.89	214,349.11	38.1%
025 Miscellaneous	0.00	0.00	0.00	100.0%
006 Charges For Goods & Services	**562,936.00**	**348,586.89**	**214,349.11**	**38.1%**
012 Fines & Forfeits				
006 Charges For Goods & Services	10,000.00	16.89	9,983.11	99.8%
012 Fines & Forfeits	**10,000.00**	**16.89**	**9,983.11**	**99.8%**
019 Physical Environment				
019 Physical Environment	0.00	501.00	(501.00)	0.0%
019 Physical Environment	**0.00**	**501.00**	**(501.00)**	**0.0%**
025 Miscellaneous				
001 Interest & Other Earnings	500.00	882.26	(382.26)	0.0%
005 Other Miscellaneous Revenue	0.00	62.89	(62.89)	0.0%
025 Miscellaneous	500.00	945.15	(445.15)	0.0%
025 Miscellaneous	**500.00**	**945.15**	**(445.15)**	**0.0%**
070 Interfund Transfers				
070 Operating Transfers	0.00	0.00	0.00	100.0%
070 Interfund Transfers	**0.00**	**0.00**	**0.00**	**100.0%**
100 Grants				
105 State Grants	90,000.00	41,512.90	48,487.10	53.9%
100 Grants	**90,000.00**	**41,512.90**	**48,487.10**	**53.9%**
Fund Revenues:	**663,436.00**	**391,562.83**	**271,873.17**	**41.0%**

Expenditures	Amt Budgeted	Expenditures	Remaining	
025 Miscellaneous				
000	0.00	88.58	(88.58)	0.0%
025 Miscellaneous	0.00	88.58	(88.58)	0.0%
025 Miscellaneous	**0.00**	**88.58**	**(88.58)**	**0.0%**
531 Stormwater				
515 Legal	0.00	0.00	0.00	100.0%
001 Administration / General	71,721.00	46,509.16	25,211.84	35.2%
002 Administration / Engineering	39,851.00	34,399.01	5,451.99	13.7%

DocuSign Envelope ID: 9E371E9E-5DE2-4950-ACB0-810524E4737D

2021 BUDGET POSITION

402 Stormwater Fund Months: 01 To: 07

Expenditures	Amt Budgeted	Expenditures	Remaining	
531 Stormwater				
003 Maintenance	100,426.00	71,805.34	28,620.66	28.5%
004 Operations / General	102,500.00	100,199.00	2,301.00	2.2%
005 Finance	100,872.00	52,508.13	48,363.87	47.9%
531 Stormwater	415,370.00	305,420.64	109,949.36	26.5%
531 Stormwater	**415,370.00**	**305,420.64**	**109,949.36**	**26.5%**
Fund Expenditures:	**415,370.00**	**305,509.22**	**109,860.78**	**26.4%**
Fund Excess/(Deficit):	**248,066.00**	**86,053.61**		

DocuSign Envelope ID: 9E371E9E-5DE2-4950-ACB0-810524E4737D

2021 BUDGET POSITION

403 Stormwater Capital Reserve Fund Months: 01 To: 07

Revenues	Amt Budgeted	Revenues	Remaining	
025 Miscellaneous				
001 Interest & Other Earnings	1,000.00	780.51	219.49	21.9%
025 Miscellaneous	1,000.00	780.51	219.49	21.9%
025 Miscellaneous	**1,000.00**	**780.51**	**219.49**	**21.9%**
070 Interfund Transfers				
000	0.00	0.00	0.00	100.0%
080 Operations/General	100,000.00	100,000.00	0.00	0.0%
070 Operating Transfers	100,000.00	100,000.00	0.00	0.0%
070 Interfund Transfers	**100,000.00**	**100,000.00**	**0.00**	**0.0%**
100 Grants				
100 Direct Federal Grants	0.00	0.00	0.00	100.0%
105 State Grants	350,000.00	6,761.19	343,238.81	98.1%
100 Grants	**350,000.00**	**6,761.19**	**343,238.81**	**98.1%**
370 Capital Contributions				
370 Capital Contributions	0.00	0.00	0.00	100.0%
370 Capital Contributions	**0.00**	**0.00**	**0.00**	**100.0%**
390 Loan Proceeds				
092 Loan Receipts	0.00	0.00	0.00	100.0%
110 Federal Loans	0.00	0.00	0.00	100.0%
390 Loan Proceeds	**0.00**	**0.00**	**0.00**	**100.0%**
Fund Revenues:	**451,000.00**	**107,541.70**	**343,458.30**	**76.2%**

Expenditures	Amt Budgeted	Expenditures	Remaining	
025 Miscellaneous				
000	0.00	16.70	(16.70)	0.0%
025 Miscellaneous	0.00	16.70	(16.70)	0.0%
025 Miscellaneous	**0.00**	**16.70**	**(16.70)**	**0.0%**
531 Stormwater				
000	0.00	0.00	0.00	100.0%
006 Capital Projects	310,000.00	279,294.64	30,705.36	9.9%
531 Stormwater	310,000.00	279,294.64	30,705.36	9.9%

DocuSign Envelope ID: 9E371E9E-5DE2-4950-ACB0-810524E4737D

2021 BUDGET POSITION

403 Stormwater Capital Reserve Fund Months: 01 To: 07

Expenditures	Amt Budgeted	Expenditures	Remaining	
531 Stormwater	**310,000.00**	**279,294.64**	**30,705.36**	**9.9%**
590 Long Term Debt Payment/Interes				
001 Long Term Debt Redemption	43,355.00	43,354.58	0.42	0.0%
002 Interest & Other Debt Costs	5,347.00	5,346.70	0.30	0.0%
591 Interest & Debt Service	48,702.00	48,701.28	0.72	0.0%
590 Long Term Debt Payment/Interes	**48,702.00**	**48,701.28**	**0.72**	**0.0%**
Fund Expenditures:	**358,702.00**	**328,012.62**	**30,689.38**	**8.6%**
Fund Excess/(Deficit):	**92,298.00**	**(220,470.92)**		

DocuSign Envelope ID: 9E371E9E-5DE2-4950-ACB0-810524E4737D

2021 BUDGET POSITION

410 Water Capital Reserve Fund Months: 01 To: 07

Revenues	Amt Budgeted	Revenues	Remaining	
003 Permits & Licenses				
003 Licenses & Permits	732,000.00	202,300.00	529,700.00	72.4%
003 Permits & Licenses	**732,000.00**	**202,300.00**	**529,700.00**	**72.4%**
025 Miscellaneous				
000	75,000.00	786.54	74,213.46	99.0%
001 Interest & Other Earnings	0.00	786.84	(786.84)	0.0%
005 Other Miscellaneous Revenue	0.00	0.00	0.00	100.0%
025 Miscellaneous	75,000.00	1,573.38	73,426.62	97.9%
026 Rentals & Leases	91,626.00	10,000.00	81,626.00	89.1%
025 Miscellaneous	**166,626.00**	**11,573.38**	**155,052.62**	**93.1%**
070 Interfund Transfers				
070 Operating Transfers	237,000.00	18,500.00	218,500.00	92.2%
070 Interfund Transfers	**237,000.00**	**18,500.00**	**218,500.00**	**92.2%**
100 Grants				
102 Grants - Private Sources	300,000.00	0.00	300,000.00	100.0%
105 State Grants	0.00	0.00	0.00	100.0%
100 Grants	**300,000.00**	**0.00**	**300,000.00**	**100.0%**
107 Loan Proceeds				
092 Loan Receipts	0.00	0.00	0.00	100.0%
107 Loan Proceeds	**0.00**	**0.00**	**0.00**	**100.0%**
370 Capital Contributions				
370 Capital Contributions	0.00	1,869.03	(1,869.03)	0.0%
370 Capital Contributions	**0.00**	**1,869.03**	**(1,869.03)**	**0.0%**
390 Loan Proceeds				
110 Federal Loans	243,000.00	229,215.14	13,784.86	5.7%
390 Loan Proceeds	**243,000.00**	**229,215.14**	**13,784.86**	**5.7%**
Fund Revenues:	**1,678,626.00**	**463,457.55**	**1,215,168.45**	**72.4%**

Expenditures	Amt Budgeted	Expenditures	Remaining	
025 Miscellaneous				
000	280.00	32.00	248.00	88.6%
025 Miscellaneous	280.00	32.00	248.00	88.6%

DocuSign Envelope ID: 9E371E9E-5DE2-4950-ACB0-810524E4737D

2021 BUDGET POSITION

410 Water Capital Reserve Fund Months: 01 To: 07

Expenditures	Amt Budgeted	Expenditures	Remaining	
025 Miscellaneous	**280.00**	**32.00**	**248.00**	**88.6%**
070 Interfund Transfers				
070 Operating Transfers	0.00	0.00	0.00	100.0%
070 Interfund Transfers	**0.00**	**0.00**	**0.00**	**100.0%**
534 Water Department				
000	0.00	229,215.14	(229,215.14)	0.0%
001 Administration / General	1,015,150.00	55,667.26	959,482.74	94.5%
534 Water Utilities	1,015,150.00	284,882.40	730,267.60	71.9%
534 Water Department	**1,015,150.00**	**284,882.40**	**730,267.60**	**71.9%**
590 Long Term Debt Payment/Interes				
591 Interest & Debt Service	0.00	0.00	0.00	100.0%
590 Long Term Debt Payment/Interes	**0.00**	**0.00**	**0.00**	**100.0%**
Fund Expenditures:	**1,015,430.00**	**284,914.40**	**730,515.60**	**71.9%**
Fund Excess/(Deficit):	**663,196.00**	**178,543.15**		

DocuSign Envelope ID: 9E371E9E-5DE2-4950-ACB0-810524E4737D

2021 BUDGET POSITION

411 Wastewater Capital Reserve Fund Months: 01 To: 07

Revenues	Amt Budgeted	Revenues	Remaining	
003 Permits & Licenses				
003 Licenses & Permits	871,700.00	192,500.00	679,200.00	77.9%
003 Permits & Licenses	**871,700.00**	**192,500.00**	**679,200.00**	**77.9%**
025 Miscellaneous				
000	10,000.00	1,239.45	8,760.55	87.6%
001 Interest & Other Earnings	0.00	(513.56)	513.56	100.0%
005 Other Miscellaneous Revenue	0.00	(2,801.91)	2,801.91	100.0%
025 Miscellaneous	10,000.00	(2,076.02)	12,076.02	120.8%
025 Miscellaneous	**10,000.00**	**(2,076.02)**	**12,076.02**	**120.8%**
070 Interfund Transfers				
070 Operating Transfers	580,686.00	1,100,000.00	(519,314.00)	0.0%
070 Interfund Transfers	**580,686.00**	**1,100,000.00**	**(519,314.00)**	**0.0%**
100 Grants				
103 Intergovernmental Local Grants	0.00	200,000.00	(200,000.00)	0.0%
105 State Grants	0.00	0.00	0.00	100.0%
100 Grants	**0.00**	**200,000.00**	**(200,000.00)**	**0.0%**
107 Loan Proceeds				
092 Loan Receipts	3,640,000.00	0.00	3,640,000.00	100.0%
111 State Loans	2,759,600.00	982,303.41	1,777,296.59	64.4%
107 Loan Proceeds	**6,399,600.00**	**982,303.41**	**5,417,296.59**	**84.7%**
370 Capital Contributions				
370 Capital Contributions	0.00	0.00	0.00	100.0%
370 Capital Contributions	**0.00**	**0.00**	**0.00**	**100.0%**
535 Wastewater Department				
090 Disposition Of Fixed Assets	0.00	0.00	0.00	100.0%
535 Wastewater Department	**0.00**	**0.00**	**0.00**	**100.0%**
Fund Revenues:	**7,861,986.00**	**2,472,727.39**	**5,389,258.61**	**68.5%**

Expenditures	Amt Budgeted	Expenditures	Remaining	
025 Miscellaneous				
000	55,000.00	22.04	54,977.96	100.0%
025 Miscellaneous	55,000.00	22.04	54,977.96	100.0%

DocuSign Envelope ID: 9E371E9E-5DE2-4950-ACB0-810524E4737D

2021 BUDGET POSITION

411 Wastewater Capital Reserve Fund Months: 01 To: 07

Expenditures	Amt Budgeted	Expenditures	Remaining	
025 Miscellaneous	**55,000.00**	**22.04**	**54,977.96**	**100.0%**
535 Wastewater Department				
003 Maintenance	357,000.00	197,252.25	159,747.75	44.7%
005 Operations / Testing	0.00	0.00	0.00	100.0%
007 Interest Payment	0.00	(22,417.77)	22,417.77	100.0%
008 Capitalized Expenditures	8,087,097.00	2,708,129.16	5,378,967.84	66.5%
009 Operating Transfers	191,000.00	0.00	191,000.00	100.0%
535 Wastewater Utilities	8,635,097.00	2,882,963.64	5,752,133.36	66.6%
535 Wastewater Department	**8,635,097.00**	**2,882,963.64**	**5,752,133.36**	**66.6%**
Fund Expenditures:	**8,690,097.00**	**2,882,985.68**	**5,807,111.32**	**66.8%**
Fund Excess/(Deficit):	**(828,111.00)**	**(410,258.29)**		

DocuSign Envelope ID: 9E371E9E-5DE2-4950-ACB0-810524E4737D

2021 BUDGET POSITION

412 Wastewater Debt Service Fund Months: 01 To: 07

Revenues	Amt Budgeted	Revenues	Remaining	
006 Charges For Goods & Services				
006 Charges For Goods & Services	714,070.00	319,816.55	394,253.45	55.2%
006 Charges For Goods & Services	**714,070.00**	**319,816.55**	**394,253.45**	**55.2%**
025 Miscellaneous				
025 Miscellaneous	3,000.00	246.39	2,753.61	91.8%
025 Miscellaneous	**3,000.00**	**246.39**	**2,753.61**	**91.8%**
107 Loan Proceeds				
092 Loan Receipts	0.00	0.00	0.00	100.0%
107 Loan Proceeds	**0.00**	**0.00**	**0.00**	**100.0%**
Fund Revenues:	**717,070.00**	**320,062.94**	**397,007.06**	**55.4%**

Expenditures	Amt Budgeted	Expenditures	Remaining	
025 Miscellaneous				
025 Miscellaneous	25.00	9.55	15.45	61.8%
025 Miscellaneous	**25.00**	**9.55**	**15.45**	**61.8%**
070 Interfund Transfers				
070 Operating Transfers	0.00	0.00	0.00	100.0%
070 Interfund Transfers	**0.00**	**0.00**	**0.00**	**100.0%**
590 Long Term Debt Payment/Interes				
001 Long Term Debt Redemption	359,834.00	129,584.20	230,249.80	64.0%
002 Interest & Other Debt Costs	107,100.00	0.00	107,100.00	100.0%
591 Interest & Debt Service	466,934.00	129,584.20	337,349.80	72.2%
590 Long Term Debt Payment/Interes	**466,934.00**	**129,584.20**	**337,349.80**	**72.2%**
Fund Expenditures:	**466,959.00**	**129,593.75**	**337,365.25**	**72.2%**
Fund Excess/(Deficit):	**250,111.00**	**190,469.19**		

DocuSign Envelope ID: 9E371E9E-5DE2-4950-ACB0-810524E4737D

2021 BUDGET POSITION

413 Water Capital Improvement Reserve Fund Months: 01 To: 07

Revenues	Amt Budgeted	Revenues	Remaining	
006 Charges For Goods & Services				
006 Charges For Goods & Services	925,499.00	539,411.07	386,087.93	41.7%
006 Charges For Goods & Services	**925,499.00**	**539,411.07**	**386,087.93**	**41.7%**
070 Interfund Transfers				
070 Operating Transfers	0.00	0.00	0.00	100.0%
070 Interfund Transfers	**0.00**	**0.00**	**0.00**	**100.0%**
100 Grants				
101 Indirect Federal Grants	0.00	0.00	0.00	100.0%
100 Grants	**0.00**	**0.00**	**0.00**	**100.0%**
590 Long Term Debt Payment/Interes				
000	11,000.00	619.58	10,380.42	94.4%
591 Interest & Debt Service	11,000.00	619.58	10,380.42	94.4%
590 Long Term Debt Payment/Interes	**11,000.00**	**619.58**	**10,380.42**	**94.4%**
Fund Revenues:	**936,499.00**	**540,030.65**	**396,468.35**	**42.3%**

Expenditures	Amt Budgeted	Expenditures	Remaining	
025 Miscellaneous				
025 Miscellaneous	35.00	24.40	10.60	30.3%
025 Miscellaneous	**35.00**	**24.40**	**10.60**	**30.3%**
070 Interfund Transfers				
070 Operating Transfers	332,100.00	0.00	332,100.00	100.0%
070 Interfund Transfers	**332,100.00**	**0.00**	**332,100.00**	**100.0%**
590 Long Term Debt Payment/Interes				
001 Long Term Debt Redemption	731,325.00	422,549.71	308,775.29	42.2%
002 Interest & Other Debt Costs	76,810.00	14,368.71	62,441.29	81.3%
591 Interest & Debt Service	808,135.00	436,918.42	371,216.58	45.9%
590 Long Term Debt Payment/Interes	**808,135.00**	**436,918.42**	**371,216.58**	**45.9%**
Fund Expenditures:	**1,140,270.00**	**436,942.82**	**703,327.18**	**61.7%**
Fund Excess/(Deficit):	**(203,771.00)**	**103,087.83**		

DocuSign Envelope ID: 9E371E9E-5DE2-4950-ACB0-810524E4737D

2021 BUDGET POSITION

425 Water Revenue Bond Fund Months: 01 To: 07

Revenues	Amt Budgeted	Revenues	Remaining	
025 Miscellaneous				
001 Interest & Other Earnings	1,500.00	166.45	1,333.55	88.9%
025 Miscellaneous	1,500.00	166.45	1,333.55	88.9%
025 Miscellaneous	**1,500.00**	**166.45**	**1,333.55**	**88.9%**
070 Interfund Transfers				
070 Operating Transfers	332,100.00	0.00	332,100.00	100.0%
070 Interfund Transfers	**332,100.00**	**0.00**	**332,100.00**	**100.0%**
Fund Revenues:	**333,600.00**	**166.45**	**333,433.55**	**100.0%**

Expenditures	Amt Budgeted	Expenditures	Remaining	
025 Miscellaneous				
000	0.00	6.52	(6.52)	0.0%
025 Miscellaneous	0.00	6.52	(6.52)	0.0%
025 Miscellaneous	**0.00**	**6.52**	**(6.52)**	**0.0%**
070 Interfund Transfers				
070 Operating Transfers	0.00	0.00	0.00	100.0%
070 Interfund Transfers	**0.00**	**0.00**	**0.00**	**100.0%**
590 Long Term Debt Payment/Interes				
001 Long Term Debt Redemption	225,000.00	0.00	225,000.00	100.0%
002 Interest & Other Debt Costs	107,100.00	0.00	107,100.00	100.0%
591 Interest & Debt Service	332,100.00	0.00	332,100.00	100.0%
590 Long Term Debt Payment/Interes	**332,100.00**	**0.00**	**332,100.00**	**100.0%**
Fund Expenditures:	**332,100.00**	**6.52**	**332,093.48**	**100.0%**
Fund Excess/(Deficit):	**1,500.00**	**159.93**		

DocuSign Envelope ID: 9E371E9E-5DE2-4950-ACB0-810524E4737D

2021 BUDGET POSITION

426 Water Bond Reserve Fund Months: 01 To: 07

Revenues	Amt Budgeted	Revenues	Remaining	
025 Miscellaneous				
001 Interest & Other Earnings	1,500.00	67.83	1,432.17	95.5%
025 Miscellaneous	1,500.00	67.83	1,432.17	95.5%
025 Miscellaneous	**1,500.00**	**67.83**	**1,432.17**	**95.5%**
070 Interfund Transfers				
070 Operating Transfers	0.00	0.00	0.00	100.0%
070 Interfund Transfers	**0.00**	**0.00**	**0.00**	**100.0%**
107 Loan Proceeds				
092 Loan Receipts	0.00	0.00	0.00	100.0%
107 Loan Proceeds	**0.00**	**0.00**	**0.00**	**100.0%**
Fund Revenues:	**1,500.00**	**67.83**	**1,432.17**	**95.5%**

Expenditures	Amt Budgeted	Expenditures	Remaining	
025 Miscellaneous				
000	0.00	2.78	(2.78)	0.0%
025 Miscellaneous	0.00	2.78	(2.78)	0.0%
025 Miscellaneous	**0.00**	**2.78**	**(2.78)**	**0.0%**
070 Interfund Transfers				
070 Operating Transfers	0.00	0.00	0.00	100.0%
070 Interfund Transfers	**0.00**	**0.00**	**0.00**	**100.0%**
Fund Expenditures:	**0.00**	**2.78**	**(2.78)**	**0.0%**
Fund Excess/(Deficit):	**1,500.00**	**65.05**		

DocuSign Envelope ID: 9E371E9E-5DE2-4950-ACB0-810524E4737D

2021 BUDGET POSITION

431 Water System Construction Fund Months: 01 To: 07

Revenues	Amt Budgeted	Revenues	Remaining	
025 Miscellaneous				
001 Interest & Other Earnings	1,500.00	2,469.83	(969.83)	0.0%
009 PWTF Loan Related	0.00	0.00	0.00	100.0%
025 Miscellaneous	1,500.00	2,469.83	(969.83)	0.0%
025 Miscellaneous	**1,500.00**	**2,469.83**	**(969.83)**	**0.0%**
070 Interfund Transfers				
070 Operating Transfers	0.00	0.00	0.00	100.0%
070 Interfund Transfers	**0.00**	**0.00**	**0.00**	**100.0%**
100 Grants				
105 State Grants	0.00	0.00	0.00	100.0%
100 Grants	**0.00**	**0.00**	**0.00**	**100.0%**
107 Loan Proceeds				
111 State Loans	100,000.00	106,205.15	(6,205.15)	0.0%
107 Loan Proceeds	**100,000.00**	**106,205.15**	**(6,205.15)**	**0.0%**
370 Capital Contributions				
370 Capital Contributions	0.00	11,669.25	(11,669.25)	0.0%
370 Capital Contributions	**0.00**	**11,669.25**	**(11,669.25)**	**0.0%**
390 Loan Proceeds				
111 State Loans	0.00	0.00	0.00	100.0%
390 Loan Proceeds	**0.00**	**0.00**	**0.00**	**100.0%**
Fund Revenues:	**101,500.00**	**120,344.23**	**(18,844.23)**	**0.0%**

Expenditures	Amt Budgeted	Expenditures	Remaining	
025 Miscellaneous				
000	20.00	52.79	(32.79)	0.0%
025 Miscellaneous	20.00	52.79	(32.79)	0.0%
025 Miscellaneous	**20.00**	**52.79**	**(32.79)**	**0.0%**
070 Interfund Transfers				
070 Operating Transfers	0.00	0.00	0.00	100.0%
070 Interfund Transfers	**0.00**	**0.00**	**0.00**	**100.0%**

DocuSign Envelope ID: 9E371E9E-5DE2-4950-ACB0-810524E4737D

2021 BUDGET POSITION

431 Water System Construction Fund Months: 01 To: 07

Expenditures	Amt Budgeted	Expenditures	Remaining	
534 Water Department				
000	0.00	106,205.15	(106,205.15)	0.0%
001 Administration / General	100,000.00	(52,227.54)	152,227.54	152.2%
005 Capital Expenditures	0.00	0.00	0.00	100.0%
534 Water Utilities	100,000.00	53,977.61	46,022.39	46.0%
534 Water Department	**100,000.00**	**53,977.61**	**46,022.39**	**46.0%**
Fund Expenditures:	**100,020.00**	**54,030.40**	**45,989.60**	**46.0%**
Fund Excess/(Deficit):	**1,480.00**	**66,313.83**		

DocuSign Envelope ID: 9E371E9E-5DE2-4950-ACB0-810524E4737D

2021 BUDGET POSITION

500 Equipment Rental & Replacement Months: 01 To: 07

Revenues	Amt Budgeted	Revenues	Remaining	
025 Miscellaneous				
001 Interest & Other Earnings	2,500.00	7,485.44	(4,985.44)	0.0%
005 Other Miscellaneous Revenue	0.00	103.15	(103.15)	0.0%
025 Miscellaneous	2,500.00	7,588.59	(5,088.59)	0.0%
025 Miscellaneous	**2,500.00**	**7,588.59**	**(5,088.59)**	**0.0%**
070 Interfund Transfers				
070 Operating Transfers	0.00	0.00	0.00	100.0%
070 Interfund Transfers	**0.00**	**0.00**	**0.00**	**100.0%**
107 Loan Proceeds				
092 Loan Receipts	0.00	0.00	0.00	100.0%
107 Loan Proceeds	**0.00**	**0.00**	**0.00**	**100.0%**
548 Equipment Rental & Replacement				
020 Economic Environment	0.00	450.00	(450.00)	0.0%
070 Operating Transfers	375,701.00	177,474.33	198,226.67	52.8%
548 Equipment Rental & Replacement	**375,701.00**	**177,924.33**	**197,776.67**	**52.6%**
Fund Revenues:	**378,201.00**	**185,512.92**	**192,688.08**	**50.9%**

Expenditures	Amt Budgeted	Expenditures	Remaining	
522 Fire Department				
002 Fire Suppression	0.00	0.00	0.00	100.0%
010 Mobilzation Program	500.00	0.00	500.00	100.0%
522 Fire Control	500.00	0.00	500.00	100.0%
522 Fire Department	**500.00**	**0.00**	**500.00**	**100.0%**
548 Equipment Rental & Replacement				
515 Legal	0.00	0.00	0.00	100.0%
000	0.00	0.00	0.00	100.0%
001 Administration/Overhead Costs	74,555.00	64,752.24	9,802.76	13.1%
002 Operations / General	301,487.00	134,690.43	166,796.57	55.3%
548 Equipment Rental & Replacement	376,042.00	199,442.67	176,599.33	47.0%
548 Equipment Rental & Replacement	**376,042.00**	**199,442.67**	**176,599.33**	**47.0%**
Fund Expenditures:	**376,542.00**	**199,442.67**	**177,099.33**	**47.0%**

DocuSign Envelope ID: 9E371E9E-5DE2-4950-ACB0-810524E4737D

Fund Excess/(Deficit):	**1,659.00**	**(13,929.75)**

DocuSign Envelope ID: 9E371E9E-5DE2-4950-ACB0-810524E4737D

2021 BUDGET POSITION

625 Flexible Benefits Plan Fund Months: 01 To: 07

Revenues	Amt Budgeted	Revenues	Remaining	
025 Miscellaneous				
025 Miscellaneous	0.00	0.48	(0.48)	0.0%
025 Miscellaneous	**0.00**	**0.48**	**(0.48)**	**0.0%**
380 Non-Revenues				
060 Agency & Other Type Deposits	15,000.00	7,644.31	7,355.69	49.0%
380 Non-Revenues	**15,000.00**	**7,644.31**	**7,355.69**	**49.0%**
Fund Revenues:	**15,000.00**	**7,644.79**	**7,355.21**	**49.0%**

Expenditures	Amt Budgeted	Expenditures	Remaining	
516 Human Resources				
589 Non-Expenditures	15,000.00	6,982.32	8,017.68	53.5%
516 Human Resources	**15,000.00**	**6,982.32**	**8,017.68**	**53.5%**
Fund Expenditures:	**15,000.00**	**6,982.32**	**8,017.68**	**53.5%**
Fund Excess/(Deficit):	**0.00**	**662.47**		

DocuSign Envelope ID: 9E371E9E-5DE2-4950-ACB0-810524E4737D

2021 BUDGET POSITION TOTALS

Fund	Revenue Budgeted	Received		Expense Budgeted	Spent	
001 Current Expense Fund	7,265,553.00	8,342,816.47	0.0%	7,438,979.00	6,516,324.11	12%
005 Current Expense Reserve Fund	76,000.00	75,680.71	0.4%	0.00	14.39	0%
012 Technology Reserve Fund	203,000.00	150,158.74	26.0%	288,158.00	95,694.00	67%
061 Employee Benefit Reserve Fund	53,000.00	710.29	98.7%	87,065.00	10,613.01	88%
100 Street Fund	727,833.00	665,512.25	8.6%	812,509.00	695,519.04	14%
120 Criminal Justice Fund	14,920.00	49,133.30	0.0%	30,663.00	7,945.65	74%
121 Forfeited Proceeds Fund	525.00	4.67	99.1%	0.00	0.08	0%
130 Hotel/Motel Tax	16,100.00	11,488.48	28.6%	13,500.00	1.33	100%
201 ULTGO Bond Fund	487,955.00	99,381.12	79.6%	487,050.00	93,525.15	81%
202 LTGO Bond Fund	0.00	0.00	100.0%	52,004.00	0.00	100%
235 Commercial Drive Bond Debt Se	141,234.00	140,555.04	0.5%	140,484.00	140,486.48	0%
301 Street Capital Contribution Fund	21,945.00	1.52	100.0%	21,925.00	11,925.00	46%
305 Capital Improvement Fund (REE	151,500.00	119,901.69	20.9%	90,000.00	21,260.83	76%
306 Capital Improvement Fund (REE	1,552,000.00	614,503.86	60.4%	2,010,000.00	504.29	100%
309 CDBG Projects Fund	339,530.00	35,332.54	89.6%	339,530.00	35,332.48	90%
311 Street Improvement Fund	630,804.00	259,117.48	58.9%	713,585.00	390,773.66	45%
315 Facility Maintenance Reserve Fu	401,000.00	250,623.39	37.5%	459,900.00	135,020.69	71%
320 Equipment Reserve Fund	284,000.00	419,335.23	0.0%	417,520.00	242,484.21	42%
330 Economic Development Fund	600,050.00	112,184.16	81.3%	600,000.00	74,183.50	88%
340 Economic Development Reserve	0.00	0.00	100.0%	0.00	0.00	100%
400 Water Fund	1,821,198.00	1,018,691.78	44.1%	1,888,580.00	1,007,559.14	47%
401 Wastewater Fund	2,690,767.00	1,626,327.88	39.6%	2,316,495.00	2,254,529.05	3%
402 Stormwater Fund	663,436.00	391,562.83	41.0%	415,370.00	305,509.22	26%
403 Stormwater Capital Reserve Fun	451,000.00	107,541.70	76.2%	358,702.00	328,012.62	9%
410 Water Capital Reserve Fund	1,678,626.00	463,457.55	72.4%	1,015,430.00	284,914.40	72%
411 Wastewater Capital Reserve Fun	7,861,986.00	2,472,727.39	68.5%	8,690,097.00	2,882,985.68	67%
412 Wastewater Debt Service Fund	717,070.00	320,062.94	55.4%	466,959.00	129,593.75	72%
413 Water Capital Improvement Rese	936,499.00	540,030.65	42.3%	1,140,270.00	436,942.82	62%
425 Water Revenue Bond Fund	333,600.00	166.45	100.0%	332,100.00	6.52	100%
426 Water Bond Reserve Fund	1,500.00	67.83	95.5%	0.00	2.78	0%
431 Water System Construction Fund	101,500.00	120,344.23	0.0%	100,020.00	54,030.40	46%
500 Equipment Rental & Replacemen	378,201.00	185,512.92	50.9%	376,542.00	199,442.67	47%
625 Flexible Benefits Plan Fund	15,000.00	7,644.79	49.0%	15,000.00	6,982.32	53%
	30,617,332.00	18,600,579.88	39.2%	31,118,437.00	16,362,119.27	47.4%

DocuSign Envelope ID: 9E371E9E-5DE2-4950-ACB0-810524E4737D

TOTALS FOR: Banner Bank Credit Cards

City Of College Place

Time: 10:55:53 Date: 08/10/2021

07/01/2021 To: 07/31/2021

Accts Pay #	Date		Vendor	Amount	Memo
78578	**07/31/2021**	**7404**	**Banner Bank Credit Cards**	**1,112.91**	**CD-5296**
001 - 518 20 31 00	Operating Supplies - Faci		Evangeline Specialties Inc	116.96	3x5 American Flag (3)
001 - 522 50 48 00	Repairs/Maintenance		FilterBuy.com	255.38	FD Filters 16x20x1 (18), 16x25x1 (6), 18x25x1 (10)
001 - 558 70 49 00	Economic Development -		Patio Contract	272.95	Patio Umbrellas
001 - 558 70 49 00	Economic Development -		Patio Contract	467.62	Patio Umbrellas
78575	**07/31/2021**	**7404**	**Banner Bank Credit Cards**	**216.62**	**CH-3647**
400 - 534 80 31 00	Operating Supplies - Gen		Applied Industrial Technologies, Inc.	88.11	Motor Seals For ESB Motor (4)
400 - 534 80 31 00	Operating Supplies - Gen		Applied Industrial Technologies, Inc.	128.51	Motor Seals For ESB Motor (5)
78571	**07/31/2021**	**7404**	**Banner Bank Credit Cards**	**934.50**	**CH-9343**
001 - 514 23 49 01	Registration Fees / Traini		Cvent.com	35.00	Best Practices In Reporting ARPA Local Fiscal Recovery Funds Expenditures- D. Cinnamon
001 - 518 10 31 03	Office Supplies - HR We		GreetingCardUniverse.com	24.02	Greeting Cards
001 - 518 10 49 00	Miscellaneous		Wal-Mart Stores, Inc	2.78	CH Water
402 - 531 10 49 00	Miscellaneous - Stormwa		Wal-Mart Stores, Inc	3.56	PW Director Recruitment- Lunch Supplies
402 - 531 10 49 00	Miscellaneous - Stormwa		Safeway Inc.	0.56	PW Director Recruitment-Donuts
402 - 531 10 49 00	Miscellaneous - Stormwa		Safeway Inc.	0.96	PW Director Recruitment-Donuts & Muffins
402 - 531 10 49 00	Miscellaneous - Stormwa		Roger's Bakery & Cafe	23.43	PW Director Recruitment- Interview Lunch
402 - 531 10 49 00	Miscellaneous - Stormwa		Roger's Bakery & Cafe	3.52	PW Director Recruitment- Interview Lunch Tip
402 - 531 10 49 00	Miscellaneous - Stormwa		Courtyard By Marriott	9.80	Lodging: PW Director Recruitment Interview- Prothman Rep
402 - 531 10 49 01	Registration/Fees - Traini		National Stormwater Center	-50.00	Refund: Nat'l Stormwater- S. Myrlie
400 - 534 10 49 00	Miscellaneous		Wal-Mart Stores, Inc	16.91	PW Director Recruitment- Lunch Supplies
400 - 534 10 49 00	Miscellaneous		Wal-Mart Stores, Inc	8.45	PW Director Recruitment- Lunch Supplies
400 - 534 10 49 00	Miscellaneous		Safeway Inc.	2.66	PW Director Recruitment-Donuts
400 - 534 10 49 00	Miscellaneous		Safeway Inc.	4.56	PW Director Recruitment-Donuts & Muffins
400 - 534 10 49 00	Miscellaneous		Roger's Bakery & Cafe	111.30	PW Director Recruitment- Interview Lunch
400 - 534 10 49 00	Miscellaneous		Roger's Bakery & Cafe	16.70	PW Director Recruitment- Interview Lunch Tip
400 - 534 10 49 00	Miscellaneous		Courtyard By Marriott	46.54	Lodging: PW Director Recruitment Interview- Prothman Rep
400 - 534 80 31 00	Operating Supplies - Gen		AC Infinity	160.88	Inline Duct Fan System
401 - 535 10 49 00	Misc		Wal-Mart Stores, Inc	7.12	PW Director Recruitment- Lunch Supplies
401 - 535 10 49 00	Misc		Safeway Inc.	1.12	PW Director Recruitment-Donuts
401 - 535 10 49 00	Misc		Safeway Inc.	1.92	PW Director Recruitment-Donuts & Muffins
401 - 535 10 49 00	Misc		Roger's Bakery & Cafe	46.85	PW Director Recruitment- Interview Lunch
401 - 535 10 49 00	Misc		Roger's Bakery & Cafe	7.03	PW Director Recruitment- Interview Lunch Tip
401 - 535 10 49 00	Misc		Courtyard By Marriott	19.60	Lodging: PW Director Recruitment Interview- Prothman Rep
100 - 543 10 49 00	Miscellanous		Safeway Inc.	1.33	PW Director Recruitment-Donuts
100 - 543 10 49 00	Miscellanous		Safeway Inc.	2.28	PW Director Recruitment-Donuts & Muffins
100 - 543 10 49 00	Miscellanous		Roger's Bakery & Cafe	55.65	PW Director Recruitment- Interview Lunch
100 - 543 10 49 00	Miscellanous		Roger's Bakery & Cafe	8.35	PW Director Recruitment- Interview Lunch Tip
100 - 543 10 49 00	Miscellanous		Courtyard By Marriott	23.28	Lodging: PW Director Recruitment Interview- Prothman Rep

DocuSign Envelope ID: 9E371E9E-5DE2-4950-ACB0-810524E4737D

TOTALS FOR: Banner Bank Credit Cards

Accts Pay #	Date	Vendor		Amount	Memo
500 - 548 70 49 00 Miscellaneous			Wal-Mart Stores, Inc	4.45	PW Director Recruitment- Lunch Supplies
500 - 548 70 49 00 Miscellaneous			Safeway Inc.	0.70	PW Director Recruitment-Donuts
500 - 548 70 49 00 Miscellaneous			Safeway Inc.	1.20	PW Director Recruitment-Donuts & Muffins
500 - 548 70 49 00 Miscellaneous			Roger's Bakery & Cafe	29.29	PW Director Recruitment- Interview Lunch
500 - 548 70 49 00 Miscellaneous			Roger's Bakery & Cafe	4.39	PW Director Recruitment- Interview Lunch Tip
500 - 548 70 49 00 Miscellaneous			Courtyard By Marriott	12.25	Lodging: PW Director Recruitment Interview- Prothman Rep
001 - 576 81 49 00 Miscellaneous			Wal-Mart Stores, Inc	4.01	PW Director Recruitment- Lunch Supplies
001 - 576 81 49 00 Miscellaneous			Safeway Inc.	0.62	PW Director Recruitment-Donuts
001 - 576 81 49 00 Miscellaneous			Safeway Inc.	1.08	PW Director Recruitment-Donuts & Muffins
001 - 576 81 49 00 Miscellaneous			Roger's Bakery & Cafe	26.36	PW Director Recruitment- Interview Lunch
001 - 576 81 49 00 Miscellaneous			Roger's Bakery & Cafe	3.95	PW Director Recruitment- Interview Lunch Tip
001 - 576 81 49 00 Miscellaneous			Courtyard By Marriott	11.03	Lodging: PW Director Recruitment Interview- Prothman Rep
012 - 594 18 64 03 Software / Software Upd			ESRI	108.70	ArcGIS Online Service Credits: Block Of 1,000
012 - 594 18 64 03 Software / Software Upd			Adobe Systems, Inc.	130.31	Adobe Photography Plan
78572	**07/31/2021**	**7404**	**Banner Bank Credit Cards**	**276.27**	**CH-9384**
001 - 522 20 32 02 Fire Mobilization - Fuel (			Chevron Corporation	70.00	MOBE Fuel
001 - 522 20 49 02 Fire Mobilization - Misc.			Print Place	206.27	Carbonless Forms (1000 Sets)
78573	**07/31/2021**	**7404**	**Banner Bank Credit Cards**	**82.57**	**CH-9400**
001 - 514 23 43 00 Travel			Shell Gas Station	30.01	Travel Fuel: B. Carleton
001 - 518 10 31 02 Operating Supplies - HR			Wal-Mart Stores, Inc	52.56	Wellness Baskets- Healthy Treats
78574	**07/31/2021**	**7404**	**Banner Bank Credit Cards**	**1,775.89**	**CH-9418**
001 - 573 90 31 00 Operating Supplies - Con			Wal-Mart Stores, Inc	98.28	Freedom Festival Supplies
001 - 573 90 31 00 Operating Supplies - Con			Wal-Mart Stores, Inc	257.62	Community Events- 10x10 Canopy (3)
001 - 573 90 35 00 Sm Tools/Minor Equip.			MF Ranch And Home, Inc	1,419.99	Generator For City Events
78576	**07/31/2021**	**7404**	**Banner Bank Credit Cards**	**552.47**	**FD-9965**
001 - 522 10 31 00 Operating Supplies - Adn			Wal-Mart Stores, Inc	90.82	Pop, Cookies, Cutlery, Certificates, PNY USB (2)
001 - 522 10 41 00 Professional Services - C			WSP Identification Section	11.00	Background Checks
001 - 522 20 31 04 Oper Supplies - Vehicles			Wal-Mart Stores, Inc	32.51	Shop Towels (3)
001 - 522 20 48 00 Repairs/Maintenance			Boise Mobile Equipment	168.54	Pressure Switch 35psi
001 - 522 50 31 00 Operating Supplies - Faci			Home Depot Credit Services	4.33	Driller Toggle 2pk
001 - 522 50 31 00 Operating Supplies - Faci			Wal-Mart Stores, Inc	166.32	Notes, Binders (8), Trash Bags, Expo Pens, Masking Tape, File Folders, Cardstock, Tape
001 - 522 50 31 00 Operating Supplies - Faci			Home Depot Credit Services	78.95	Shelving (3), Screws, Cove Arch (6)
78579	**07/31/2021**	**7404**	**Banner Bank Credit Cards**	**694.48**	**PD-8472**
001 - 521 22 20 01 Benefits Uniforms Patrol			Graphic Apparel	261.21	Polo Shirts (6)
001 - 521 22 31 00 Operating Supplies - Patr			Armored Knights Locksmith	63.71	Re-Key

DocuSign Envelope ID: 9E371E9E-5DE2-4950-ACB0-810524E4737D

TOTALS FOR: Banner Bank Credit Cards

Accts Pay #	Date	Vendor	Amount	Memo
315 - 594 18 62 17 Capital Expenditures/Exp		Wal-Mart Stores, Inc	369.56	Gun Range- TV, HDMI Cable, TV Mount
		Total:	5,645.71	

DocuSign Envelope ID: 9E371E9E-5DE2-4950-ACB0-810524E4737D

TOTALS FOR: Home Depot Credit Services

City Of College Place

Time: 10:56:12 Date: 08/10/2021

07/01/2021 To: 07/31/2021

Accts Pay #	Date		Vendor	Amount	Memo
78416	**07/15/2021**	**5629**	**Home Depot Credit Services**	**27.14**	
100 - 542 70 31 00 Operating Supplies - Roa				27.14	Roundup Sureshot 1.33 Gal W/ Wand
78417	**07/15/2021**	**5629**	**Home Depot Credit Services**	**6.49**	
001 - 518 20 31 00 Operating Supplies - Faci				6.49	Gorilla Glue
78418	**07/15/2021**	**5629**	**Home Depot Credit Services**	**5.40**	
001 - 518 20 31 00 Operating Supplies - Faci				5.40	Sandpaper
78419	**07/15/2021**	**5629**	**Home Depot Credit Services**	**5.13**	
001 - 518 20 31 00 Operating Supplies - Faci				5.13	Machine Screws & Washer
78420	**07/15/2021**	**5629**	**Home Depot Credit Services**	**37.43**	
400 - 534 50 31 00 Operating Supplies - Mai				37.43	Microfiber Towel (24pk), Odor Blaster, Pine Sol
78421	**07/15/2021**	**5629**	**Home Depot Credit Services**	**32.60**	
400 - 534 50 31 00 Operating Supplies - Mai				32.60	PVC Tees, Risers & Pipe- SW 12th St
78422	**07/15/2021**	**5629**	**Home Depot Credit Services**	**35.84**	
400 - 534 80 31 00 Operating Supplies - Gen				35.84	Grease Gun
78423	**07/15/2021**	**5629**	**Home Depot Credit Services**	**7.73**	
400 - 534 80 31 00 Operating Supplies - Gen				7.73	Pipe Clamp (2), Nylon Cone
78424	**07/15/2021**	**5629**	**Home Depot Credit Services**	**48.31**	
400 - 534 80 31 00 Operating Supplies - Gen				48.31	Pipe Clamp(2) ,Brackets(11), Nylon Cone Nut
78425	**07/15/2021**	**5629**	**Home Depot Credit Services**	**10.85**	
100 - 542 64 31 00 Operating Supplies - Trai				10.85	Deckmate
78426	**07/15/2021**	**5629**	**Home Depot Credit Services**	**13.02**	
100 - 542 30 31 00 Operating Supplies - Trav				13.02	Pigskin Gloves
78427	**07/15/2021**	**5629**	**Home Depot Credit Services**	**216.31**	
402 - 531 50 31 00 Operating Supplies - Stor				72.10	20V ADV Recip Tool
400 - 534 50 31 00 Operating Supplies - Mai				72.11	20V ADV Recip Tool
100 - 542 30 31 00 Operating Supplies - Trav				72.10	20V ADV Recip Tool
78428	**07/15/2021**	**5629**	**Home Depot Credit Services**	**34.63**	
001 - 573 90 31 00 Operating Supplies - Con				34.63	1x8 Husky Luggage Strap 2pk (4), Gripper Knit Gloves (2)

DocuSign Envelope ID: 9E371E9E-5DE2-4950-ACB0-810524E4737D

TOTALS FOR: Home Depot Credit Services

Accts Pay #	Date		Vendor	Amount	Memo
78429	**07/15/2021**	**5629**	**Home Depot Credit Services**	**22.79**	
001 - 576 80 31 00 Operating Supplies - Park				22.79	Terry Towels 60pk
78430	**07/15/2021**	**5629**	**Home Depot Credit Services**	**27.14**	
100 - 542 70 31 00 Operating Supplies - Roa				27.14	Roundup Sureshot 1.33 Gal W/Wand
78431	**07/15/2021**	**5629**	**Home Depot Credit Services**	**59.74**	
400 - 534 80 31 00 Operating Supplies - Gen				59.74	Garage Paper Towel Holder (2)
78432	**07/15/2021**	**5629**	**Home Depot Credit Services**	**54.28**	
100 - 542 70 31 00 Operating Supplies - Roa				54.28	Roundup Sureshot 1.33 Gal W/ Wand, Roundup For Lawns 1.33 Gal
78433	**07/15/2021**	**5629**	**Home Depot Credit Services**	**22.59**	
100 - 542 30 31 00 Operating Supplies - Trav				22.59	Roofing Felt
78434	**07/15/2021**	**5629**	**Home Depot Credit Services**	**360.58**	
400 - 534 80 31 00 Operating Supplies - Gen				360.58	Well #4, Ladder, Shop Vac, Storage Tracks & Hooks, Squeegee, Utility Bin
			Total:	1,028.00	

DocuSign Envelope ID: 9E371E9E-5DE2-4950-ACB0-810524E4737D

TOTALS FOR: Napa Of Walla Walla

City Of College Place

Time: 10:56:22 Date: 08/10/2021

07/01/2021 To: 07/31/2021

Accts Pay #	Date		Vendor	Amount	Memo
78361	**07/10/2021**	**194**	**Napa Of Walla Walla**	**124.40**	
500 - 548 68 31 00 Operating Supplies - Gen				124.40	Shock
78362	**07/10/2021**	**194**	**Napa Of Walla Walla**	**9.03**	
001 - 576 80 31 00 Operating Supplies - Park				9.03	JB Weld
78363	**07/10/2021**	**194**	**Napa Of Walla Walla**	**25.22**	
500 - 548 68 31 00 Operating Supplies - Gen				25.22	Shop Supplies: Oil (4qt)
78364	**07/10/2021**	**194**	**Napa Of Walla Walla**	**39.89**	
500 - 548 68 31 00 Operating Supplies - Gen				39.89	Shop Tool: Spring Compressor STR
78365	**07/10/2021**	**194**	**Napa Of Walla Walla**	**20.14**	
500 - 548 68 31 00 Operating Supplies - Gen				20.14	Rocker Switch
78366	**07/10/2021**	**194**	**Napa Of Walla Walla**	**144.53**	
500 - 548 68 31 00 Operating Supplies - Gen				144.53	Champion Iridium (6), Coil On Plug Boots (2), Idler Pulley
78367	**07/10/2021**	**194**	**Napa Of Walla Walla**	**41.94**	
500 - 548 68 31 00 Operating Supplies - Gen				41.94	Coil On Plug Boots (3), Micro-V Ribbed Belt, PCV Valve
78368	**07/10/2021**	**194**	**Napa Of Walla Walla**	**54.86**	
500 - 548 68 31 00 Operating Supplies - Gen				54.86	Strut Boot Kit (2)
78369	**07/10/2021**	**194**	**Napa Of Walla Walla**	**405.18**	
500 - 548 68 31 00 Operating Supplies - Gen				202.59	Disc Pad, Brake Rotor (2)
500 - 548 68 31 00 Operating Supplies - Gen				202.59	Disc Pad, Brake Rotor (2)
78370	**07/10/2021**	**194**	**Napa Of Walla Walla**	**77.85**	
500 - 548 68 31 00 Operating Supplies - Gen				41.20	Evolution Blade, Wiper Blade
500 - 548 68 31 00 Operating Supplies - Gen				36.65	Shop Supplies: Wiper Blade (2)
78371	**07/10/2021**	**194**	**Napa Of Walla Walla**	**32.58**	
500 - 548 68 31 00 Operating Supplies - Gen				32.58	Shop Towels (4), Glass Cleaner (4)
78372	**07/10/2021**	**194**	**Napa Of Walla Walla**	**30.44**	
500 - 548 68 31 00 Operating Supplies - Gen				30.44	Strut Nut Remover
78373	**07/10/2021**	**194**	**Napa Of Walla Walla**	**150.63**	
500 - 548 68 31 00 Operating Supplies - Gen				150.63	Battery, Core Deposit

DocuSign Envelope ID: 9E371E9E-5DE2-4950-ACB0-810524E4737D

TOTALS FOR: Napa Of Walla Walla

Accts Pay #	Date		Vendor	Amount	Memo
78375	**07/10/2021**	**194**	**Napa Of Walla Walla**	**31.16**	
500 - 548 68 31 00 Operating Supplies - Gen				31.16	Fuel Filter (2)
78376	**07/10/2021**	**194**	**Napa Of Walla Walla**	**6.05**	
500 - 548 68 31 00 Operating Supplies - Gen				6.05	Fuel Filter
78378	**07/10/2021**	**194**	**Napa Of Walla Walla**	**3.15**	
500 - 548 68 31 00 Operating Supplies - Gen				3.15	Shop Supplies: Sealing Valve ADP
78379	**07/10/2021**	**194**	**Napa Of Walla Walla**	**69.09**	
500 - 548 68 31 00 Operating Supplies - Gen				69.09	Side Can Tap, Refrigerant (5)
78380	**07/10/2021**	**194**	**Napa Of Walla Walla**	**82.20**	
500 - 548 68 31 00 Operating Supplies - Gen				41.10	12oz Refrigerant (6)
500 - 548 68 31 00 Operating Supplies - Gen				41.10	12oz Refrigerant (6)
78381	**07/10/2021**	**194**	**Napa Of Walla Walla**	**21.54**	
500 - 548 68 31 00 Operating Supplies - Gen				21.54	Coupler (2)
78382	**07/10/2021**	**194**	**Napa Of Walla Walla**	**9.03**	
500 - 548 68 31 00 Operating Supplies - Gen				9.03	JB Weld
78383	**07/10/2021**	**194**	**Napa Of Walla Walla**	**82.20**	
500 - 548 68 31 00 Operating Supplies - Gen				82.20	Shop Supplies: 12 Oz Refrigerant (12)
78374	**07/10/2021**	**194**	**Napa Of Walla Walla**	**-19.60**	**Refund/Credit**
500 - 548 68 31 00 Operating Supplies - Gen				-19.60	Refund/Credit: Core Deposit
78377	**07/10/2021**	**194**	**Napa Of Walla Walla**	**-145.21**	**Refund/Credit**
500 - 548 68 31 00 Operating Supplies - Gen				-145.21	Refund/Credit: Core Deposit (2)
			Total:	1,296.30	

DocuSign Envelope ID: 9E371E9E-5DE2-4950-ACB0-810524E4737D

TOTALS FOR: Quill Corporation

City Of College Place

Time: 10:56:47 Date: 08/10/2021

07/01/2021 To: 07/31/2021

Accts Pay #	Date	Vendor	Amount	Memo
78435	**07/15/2021**	**218 Quill Corporation**	**195.89**	**Office Supplies**
001 - 514 23 31 01	Office Supplies - Budgeti		8.62	Accounts Payable Office Supplies- Staples Cartridge
001 - 514 23 31 01	Office Supplies - Budgeti		23.78	Finance Director Office Supplies- Canon Blk Toner
001 - 514 30 31 01	Office Supplies - Records		7.64	Finance Director Office Supplies- Canon Blk Toner
400 - 534 10 31 01	Office Supplies - Admini		37.48	Paul Hartwig Office Supplies- Paper- J. Goodwin & D. Anderson
400 - 534 27 31 01	Water Utilities - Office S		3.57	Accounts Payable Office Supplies- Staples Cartridge
400 - 534 27 31 01	Water Utilities - Office S		25.48	Finance Director Office Supplies- Canon Blk Toner
401 - 535 10 31 01	Office Supplies - Admini		13.45	Paul Hartwig Office Supplies- Paper- J. Goodwin & D. Anderson
401 - 535 27 31 01	Sewer Utilities - Office S		2.68	Accounts Payable Office Supplies- Staples Cartridge
401 - 535 27 31 01	Sewer Utilities - Office S		28.03	Finance Director Office Supplies- Canon Blk Toner
100 - 543 10 31 01	Office Supplies - Admini		24.02	Paul Hartwig Office Supplies- Paper- J. Goodwin & D. Anderson
500 - 548 70 31 01	Office Supplies - ER&R		10.57	Paul Hartwig Office Supplies- Paper- J. Goodwin & D. Anderson
001 - 576 81 31 01	Office Supplies - Parks A		10.57	Paul Hartwig Office Supplies- Paper- J. Goodwin & D. Anderson
78438	**07/15/2021**	**218 Quill Corporation**	**21.87**	**Office Supplies**
001 - 513 10 31 01	Office Supplies - Executi		2.88	City Hall General Office Supplies
001 - 514 23 31 01	Office Supplies - Budgeti		3.86	City Hall General Office Supplies
001 - 514 30 31 01	Office Supplies - Records		1.24	City Hall General Office Supplies
001 - 518 10 31 01	Office Supplies - HR Adı		2.49	City Hall General Office Supplies
402 - 531 27 31 01	Stormwater Utilities - Of		0.22	City Hall General Office Supplies
400 - 534 10 31 01	Office Supplies - Admini		1.07	City Hall General Office Supplies
400 - 534 27 31 01	Water Utilities - Office S		4.30	City Hall General Office Supplies
401 - 535 10 31 01	Office Supplies - Admini		0.81	City Hall General Office Supplies
401 - 535 27 31 01	Sewer Utilities - Office S		4.81	City Hall General Office Supplies
100 - 543 10 31 01	Office Supplies - Admini		0.19	City Hall General Office Supplies
78439	**07/15/2021**	**218 Quill Corporation**	**220.07**	**Office Supplies- PW**
402 - 531 10 31 00	Operating Supplies - Stor		6.89	Disinfectant
402 - 531 10 31 01	Office Supplies - Stormw		55.30	Clipboard (3), Packing Tape, Kleenex, Writing Pads, Staples,stapler, Copy Paper, Floor Chair Mat
400 - 534 10 31 00	Operating Supplies - Adr		6.89	Disinfectant
400 - 534 10 31 01	Office Supplies - Admini		55.31	Clipboard (3), Packing Tape, Kleenex, Writing Pads, Staples,stapler, Copy Paper, Floor Chair Mat
400 - 534 80 31 00	Operating Supplies - Gen		33.49	Multifold Towels
100 - 543 10 31 00	Operating Supplies - Adr		6.89	Disinfectant
100 - 543 10 31 01	Office Supplies - Admini		55.30	Clipboard (3), Packing Tape, Kleenex, Writing Pads, Staples,stapler, Copy Paper, Floor Chair Mat
78440	**07/15/2021**	**218 Quill Corporation**	**43.35**	**Office Supplies**
402 - 531 10 31 01	Office Supplies - Stormw		14.45	Paper
401 - 535 10 31 01	Office Supplies - Admini		14.45	Paper

DocuSign Envelope ID: 9E371E9E-5DE2-4950-ACB0-810524E4737D

TOTALS FOR: Quill Corporation

Accts Pay #	Date	Vendor	Amount	Memo
100 - 543 10 31 01 Office Supplies - Admini			14.45	Paper
78441	**07/15/2021**	**218 Quill Corporation**	**108.69**	**Operating Supplies**
001 - 521 22 31 00 Operating Supplies - Patr			108.69	Disposable Duster 12 Pk
78436	**07/15/2021**	**218 Quill Corporation**	**123.81**	**Supplies-PD**
001 - 521 19 31 00 Operating Supplies - Sup			39.07	Clorox Disinfectant Wipes 75ct (6)
001 - 521 19 31 00 Operating Supplies - Sup			65.18	Forks, Paper Plates
001 - 521 19 31 01 Office Supplies - Support			19.56	Retractable Blue Pens
78437	**07/15/2021**	**218 Quill Corporation**	**121.72**	**Supplies-PD**
001 - 521 19 31 00 Operating Supplies - Sup			121.72	Center Pull Paper Towels
		Total:	835.40	

DocuSign Envelope ID: 9E371E9E-5DE2-4950-ACB0-810524E4737D

TOTALS FOR: Staples Credit Plan

City Of College Place

Time: 10:57:03 Date: 08/10/2021

07/01/2021 To: 07/31/2021

Accts Pay #	Date		Vendor	Amount	Memo
78481	**07/25/2021**	**244**	**Staples Credit Plan**	**168.47**	**Office Chair- S. Goodwin**
402 - 531 27 31 01			Stormwater Utilities - Of	35.38	Office Chair- S. Goodwin
400 - 534 27 31 01			Water Utilities - Office S	58.96	Office Chair- S. Goodwin
401 - 535 27 31 01			Sewer Utilities - Office S	74.13	Office Chair- S. Goodwin
			Total:	168.47	

CITY OF COLLEGE PLACE

PROCLAMATION

OFFICE OF THE MAYOR

WHEREAS, each year in the United States more than 15,780 children from birth to 19 years old are diagnosed with cancer, equal to about 42 childhood cancer diagnoses each day; and

WHEREAS, approximately one in 285 children in the United States will be diagnosed with cancer before their twentieth birthday with this number increasing each year; and

WHEREAS, each year worldwide, there are more than 300,000 new childhood cancer diagnoses, equal to about every 3 minutes a family will hear the words 'Your child has cancer'; and

WHEREAS, although the five-year survival rate for childhood cancers has reached 84 percent, nearly 1,500 American children under the age of nineteen still die each year from cancer, making it the leading killer of children by disease; and

WHEREAS, two thirds that do survive will face at least one chronic health condition later on in life – not limited, but including – heart, liver, lung damage, infertility, secondary cancers and growth deficits; and

WHEREAS, the causes of childhood cancer are largely unknown and more studies are needed to understand which treatments work best for children; and

WHEREAS, cancer treatment for children often must differ from traditional adult treatments to take into account children's developmental needs and other factors – there are more types/variances of childhood cancers than adult cancers; and

WHEREAS, there are hundreds of children being treated for cancer in Washington State with locations at Seattle Children's Hospital (Seattle), Mary Bridge Hospital (Tacoma) and Shriners Hospitals for Children (Spokane); and

NOW THEREFORE,
I, Norma L. Hernández, Mayor of the City of College Place, Washington, do hereby proclaim September 2021 as

CHILDHOOD CANCER AWARNESS MONTH

in the City of College Place

Given under my hand and seal as Mayor of the City of College Place, Washington, this 24th day of September, 2021.

_____
Norma L. Hernández, Mayor

5 YEARS AGO

City of College Place, Washington

RESOLUTION NO. 21-036

A RESOLUTION BY THE CITY COUNCIL OF THE CITY OF COLLEGE PLACE, WASHINGTON REGARDING ALLOCATING AMERICAN RESCUE PLAN ACT GRANT FUNDS.

Whereas, the City of College Place is a non-charter code city governed by the rules and regulations of RCW 35A; and

Whereas, the Congress of the United States adopted the American Rescue Plan Act of 2021 on March 11th, 2021; and

Whereas, aide to local governments was included within this package; and

Whereas, based on the fact the City is not a direct recipient community, grant funds are flowing through the State Office of Financial Management (OFM); and

Whereas, the College Place City Council accepted the grant contract via Agenda Bill 21-135 during its June 22nd, 2021 City Council meeting; and

Now therefore, it is hereby resolved by the City Council of the City of College Place, Washington, as follows:

1. The City Council directs the City Administrator and the management team to pursue allocation of funds based on the proposed allocation spreadsheet and installment deviation.

Clerical Corrections. The City Clerk is authorized to make necessary clerical corrections to this resolution including, but not limited to, the correction of scrivener's/clerical errors, references, resolution numbering, section/subsection numbers and any references thereto.

Effective Date. This resolution shall take effect and be in full force upon its passage as provided by law.

PASSED by the City Council of the City of College Place, Washington, this 27th day of July, 2021.

Attest:

Norma L. Hernández, Mayor

Lisa R. Neissl, CMC
City Clerk

Interlocal Agreement Between City of College Place & the Blue Mountain Action Council

This Interlocal Agreement ("Agreement") is made this 24th day of August, 2021 and entered into by and between the City of College Place ("College Place") and the Blue Mountain Action Council ("BMAC"); a Washington Public Benefit Corporation.

WHEREAS, College Place is a non-chartered code city located in Walla Walla County, Washington, and is authorized by RCW 39.34 to enter into intergovernmental agreements; and

WHEREAS, BMAC is a Washington public benefit corporation whose mission is to cultivate innovative services, in partnership with the community, to empower low-income people to meet their vital needs and achieve self-sufficiency; and

WHEREAS, due to the COVID-19 pandemic, College Place is experiencing a public health emergency that has created detrimental health, economic development, and housing consequences to the City's residents as demonstrated in the emergency disaster declaration adopted by College Place City Council on March 17th, 2020 and renewed on June 9th, 2020, and remains in effect until Mayor or State of Washington Governor declare the COVID-19 emergency over; and

WHEREAS, the State of Washington extended the City a grant from the Federal Government ARPA distribution for local governments of $1,300,000 on July 2021 which can cover expenditures deriving from the City's response to the COVID-19 declared emergency; and

WHEREAS, providing funds to BMAC to provide utility bill relief to College Place utility customers who are struggling to timely pay for utility services due in whole or in part to COVID-19 mandated quarantine, or loss or reduction in employment and corresponding earnings due to COVID-19 impacts, is in the best interest of College Place residents; and

NOW THEREFORE, the parties agree as follows:

1. College Place will provide BMAC with $50,000 which shall be used to assist College Place utility customers on water, wastewater, and stormwater bills which they cannot timely pay due to COVID-19 quarantine, employment layoff due to COVID-19, or COVID-19 underemployment. Households must earn an average annual income less than 120% of Walla Walla County Median Family Income.
2. Funding is derived from State of Washington passthrough of CARES Act Funding to local governments and BMAC must comply with all terms and conditions contained in the CARES act grant Agreement between College Place and the

State of Washington Department of Commerce, (a copy of the Agreement is attached hereto).

3. BMAC shall only utilize the funds to support residents in College Place and support may only be applied to unpaid rent/services debt incurred on or after the State's Stay-At-Home Order issued March 25th, 2020.
4. BMAC shall use their normal and customary process for providing publicly funded aid to fulfill the requirements of this Agreement.
5. College Place shall work with BMAC to gather and provide information about potential clients in need of utility services and rental funding. All information gathered and shared by the Parties that is confidential shall remain confidential and only be released to the public as required by law.
6. Parties shall comply with all applicable federal, state, and local laws, rules, and regulations in performing this Agreement.
7. Parties, their officers, councilmembers, employees, volunteers, and agents shall not discriminate against any person in the performance of any of their obligations hereunder on the basis of race, color, religion, national origin, age, sex, sexual orientation, gender identity, gender expression, marital status, family/parental status, genetic information, income derived from a public assistance program, political beliefs, or reprisal or retaliation for prior civil rights activity, military or veteran status, or the presence of any disability.
8. This Agreement may only be changed, modified, or amended upon the written approval of both Parties.
9. BMAC is an independent contractor and is providing the services herein not as an employee of the City. The term of this Agreement shall terminate upon the expenditure or return of grant funds.
10. Each Party shall defend, indemnify and hold the other Party, its officers, officials, employees and volunteers harmless from any and all claims, injuries, damages, losses or suits including attorney fees, arising out of or resulting from the acts, errors or omissions of the respective Party in performance of this Agreement, except for injuries and damages caused by the sole negligence of the City. Should a court of competent jurisdiction determine that this Agreement is subject to RCW 4.24.115, then, in the event of liability for damage s arising out of bodily injury to persons or damages to property caused by or resulting from the concurrent negligence of the City and BMAC, its officer's officials, employees, and volunteers, the Parties liability, including the duty and cost to defend, hereunder shall be only to the extent of the respective Party's negligence. It is further specifically and expressly understood that the indemnification provided herein constitutes BMAC's waiver of immunity under Industrial Insurance, Title 51 RCW, solely for the purposes of this indemnification. This waiver has been mutually negotiated by the parties. The provisions of this section shall survive the expiration or termination of this Agreement.

11. Funding: Should either Party fail to appropriate sufficient funds to fulfill this Agreement, said Party shall not be obligated to fulfill this Agreement and it shall terminate.
12. Termination and Breach: This Agreement is subject to termination by either Party upon 30-days written notice to the other Party. If a Party fails to comply with one or more terms of this Agreement, the other Party may terminate upon 5 days written notice. Should the breaching Party cure the breach within the 5day period, the Agreement will not terminate.
13. This Agreement is governed by the laws of the State of Washington, both as to interpretation and performance. Any action at law, suit in equity or other judicial proceeding for the enforcement of this agreement may be instituted only in Walla Walla County Superior Court.
14. If a court of competent jurisdiction holds any party, term, or provision of this Agreement to be illegal or invalid in whole or in part, the validity of the remaining provisions shall not be affected, and the Parties' rights and obligations shall be construed and enforced as if the Agreement did not contain the provision held to be invalid. If it should appear that any provision of this Agreement is in conflict with any statutory or constitutional provision of the State of Washington, said provision which may conflict within shall be deemed inoperative and null and void insofar as it may be in conflict therewith, and shall be deemed modified to conform to such statutory provision.
15. Non-enforcement of any provision of condition of this Agreement shall not be deemed a waiver and the parties can enforce said provision or condition.
16. Notices: Any notice, demand, ore request authorized or required by this contract shall be deemed to have been given, on behalf of College Place, when mailed, postage prepaid, or delivered to the City Administrator, City of College Place, 625 S. College Avenue, College Place, Washington, 93324, and on behalf of BMAC, when mailed, postage prepaid, or delivered to the Executive Director, 8 E. Cherry Street, Walla Walla, WA, 99362. The designation of the addressee or the address may be changed by notice given in the same manner as provided in the article for other notices.
17. No Separate Entity Created: No separate legal or administrative entity is hereby created. Each party is responsible for establishing and maintaining its own budget for any obligations arising hereunder. No third-party benefit is created by this Agreement.
18. Entire Agreement: There are no agreements, promises, assurances, representations, warranties, undertakings, or understandings, either written or oral, between College Place and BMAC concerning the subject matter of this agreement other than those expressly set forth in the document. Any amendment of this agreement must be in writing and signed by both College Place and BMAC. Forbearance by a party shall not be deemed waiver or prejudice that party's right to enforce the terms and conditions of this agreement.

19. This Agreement shall not become effective unless and until it is properly executed by the parties and all filing requirements are met as required by RCW 39.40.040. This agreement shall terminate on _____.

CITY OF COLLEGE PLACE

_____

Norma L. Hernandez, Mayor

ATTEST:

_____

Lisa Neissl, City Clerk

APPROVED AS TO FORM:

_____

Rea Culwell, City Attorney

BLUE MOUNTAIN ACTION COUNCIL

Kathy Covey

_____

Kathy Covey,CEO

City Project COVD Proposed Allocations - July 2021							
Project Name	**Installment**	**Department**	**Cost**	**One Time Cost/Recurring**	**Priority**	**Benefit**	**COVID-19 Rationale**
Replacement Fire Truck	2nd	Fire	$ 700,000.00	One Time	High	Is due in 2022. Otherwise will have to take out bond.	Fire Truck needed to safety rescue and answer calls from COVID-19 and emergency patients.
Stellar Truck	1st	Public Works	$ 95,000.00	One Time	High	Was on 2021 Equipment Replacement. Delayed due to Grader cost. Needed also to augment snow removal	Truck with ability to snow plow needed so first responders can rescue patients with COVID-19 and get them to the Hospital.
Audio Visual System Improvement for Council Chambers/General Renovations	1st	Administration	$ 300,000.00	One Time	High	Needed to have hybrid meetings. Satisfy State OPMA Requirements. General Renovations.	This equipment is needed to be able to have hybrid public meetings to meet OPMA/PRA during times of pandemic.
Local Match - Broadband	1st	EcDev	$ 100,000.00	One Time	Medium	Local match needed for FCC/NTIA/CERB Broadband Funds	Broadband is explicit use of funds for COVID.
Gun Range Bathroom Supplies	1st	Police	$ 3,000.00	One Time	Medium	Needed to finish up gun range	Regional gun range education facility is needed for training to accommodate safety protocols of COVID.
Gun Range Classroom Roof	1st	Police	$ 20,000.00	One Time	High	Needed to finish oo gun range	Regional gun range education facility is needed for training to accommodate safety protocols of COVID.
Cover Revenue Deficiencies in ComDev Staffing	1st	CD	$ 500,000.00	*Caused by drops in Permitting*	High	Revenue deficiences since Villages at Fort WW delayed due to COVID.	Drops in city revenue due to COVID is allowable use of COVID dollars.
Youth Rec Coordinator (In Cooperation with CPPS and Sonbridge)	1st	Recreation	$ 30,000.00	Reoccuring	Medium	Working on joint position under employment of Sonbridge that would be jointly paid for by City, School District, and Sonbridge.	Youth Rec position will help to bolster community and mental health of youth that is allowable under COVID>
Fleet Mechanic	1st	Staff	$ 60,000.00	Reoccuring	High	Deal with need	The Fleet Mechanic is needed to cover cost of quickly prepping vehicles needed for COVID response.
Bonuses for Emergency Workers (PD Officers, Firefighters, Public Works Field Workers)	1st	Staff	$ 87,000.00	One Time	High	Will likely be demand from Union.	Emergency responder bonuses allowed under Federal COVID guidelines.
Sidewalk Differential (CDBG)	1st	Public Works	$ 82,000.00	One Time	High	Cost overrun to finish up SW Davis sidewalk. Approved by Council.	Revenue gaps due to COVID caused this.
Sky Ave Water Differential	2nd	Public Works	$ 300,000.00	One Time	Medium	This project has been delayed due to estimated cost overrun and COVID.	Water projects are allowed with COVID grant.
Utility Assistance Program	1st	Finance	$ 50,000.00	One Time	High	Need from COVID>	Utility assistance is allowed with COVID grant.
Road-Infrastructure Fixes (Unspecified)	2nd	Public Works	$ 143,822.00	One Time	Medium	Resurface roadways, fix subsurface infrastructure.	Infrastructure investment is allowed with COVID grant.
City Attorney/Legal Coverage (Salary, Equipment, Court Coverage)	1st & 2nd	Administration	$ 130,000.00	Reoccuring	High	Support for court diversion due to increase caseload from COVID	Therapeutic courts and dealing with court overflow due to COVID restrictions and closures.
Total			**$ 2,600,822.00**				

AARP Awards 2021 Community Challenge Grant to the City of College Place

arp.org%2Fwashington%2Faarp-awards-2021-community-challenge-
%20Place%0A%0Ahttps%3A%2F%2Fstates.aarp.org%2Fwashington%2Faarp-awards-2021-community-challe
%2F%2Fstates.aarp.org%2Fwashington%2Faarp-
1%20AARP%20Community%20Challenge%20grant%2C%20one%20of%20three%20grantees%20selected%
ge-place%20Grant%20to%20the%20City%20of%20College%20Place)

/ of College Place (http://www.cpwa.us/) has been named a recipient of a 2021 AARP Community Challenge
ne of three grantees selected in Washington State.

,350 grant will be used to install free, high-speed community Wi-Fi hotspots at four key areas to connect
ions lacking reliable internet access at home. Access to high-speed internet is not a luxury; it's a necessity.
nately, the high-speed internet many need is not available where they live, and this holds them back.

RP Challenge Grant is allowing the City to install free Wi-Fi at city parks which will expand digital access to all
ke the city parks a true playground for all age groups and socioeconomic backgrounds," remarked Mike
lo, City Administrator for College Place.

ject is part of the largest group of grantees to date with $3.2 million awarded among 244 organizations
ide. Grantees will implement quick-action projects to promote livable communities by improving housing,
rtation, public spaces, civic engagement, and connection with family, friends, and neighbors with an emphasis on
ds of the 50-plus. Many of this year's awards support revitalizing communities adversely impacted by the
ic and include a focus on diversity, inclusion, and disparities.

ects are expected to be completed by November 10, 2021, and are designed to achieve one or more of the
g outcomes:

reate vibrant public places by improving open spaces and parks and activating main streets.
eliver a range of transportation and mobility options by increasing connectivity, walkability, bikeability

eliver a range of transportation and mobility options by increasing connectivity, walkability, bikeability,

ayfinding, and access a wider range of transportation choices.

ncourage the availability of a range of housing by increasing accessible and affordable housing solutions.

crease civic engagement by bringing together residents and local leaders to address challenges and facilitate greater sense of inclusion.

nsure a focus on diversity and inclusion while improving the built and social environment of a community.

upport local recovery from the coronavirus pandemic by emphasizing economic development, improvements public spaces, and transportation services.

incredibly excited to support the City of College Place as they work to make immediate improvements to high-speed internet, a promising idea that jumpstarts long-term change," shared Amanda Frame, AARP gton Outreach Director "Our goal at AARP Washington is to support the efforts of our communities to be great or people of all backgrounds, ages and abilities."

/ashington State grantees include Food is Free Tacoma and The Friends of the Snohomish Library. The full list o s can be found at www.aarp.org/communitychallenge (http://www.aarp.org/communitychallenge).

nmunity Challenge grant program is part of AARP's nationwide Livable Communities initiative, which supports rts of cities, towns, neighborhoods and rural areas to become great places to live for people of all ages. Since ARP Washington has awarded fifteen grants and $127,760 through the program to nonprofit organizations and nent entities across the state. View the full list of grantees and their project descriptions at rp.org/communitychallenge and learn more about AARP's livable communities work at www.aarp.org/livable.

Community Challenge Grant (https://states.aarp.org/washington/tag/2021-community-challenge-grant)

Washington (https://states.aarp.org/washington/tag/aarp-washington)

communitites (https://states.aarp.org/washington/tag/livable-communitites)

out AARP Washington

tact information and more (https://states.aarp.org/washington/welcome-to-aarp-washington)from your state office. Learn t we are doing to champion social change and help you live your best life.

earch AARP Washington

earch

ADVERTISEMENT

gn Up & Stay Connected

ttps://login.aarp.org/online-
ommunity/signOn.action?
ustom=STATES&referrer=http://www.aarp.org/online-
ommunity/signOn.action?
=56036&intcmp=DSO-REG-STATES-
'A&_ga=2.77296528.485197969.1558379399-
51436697.1557510392)

Emails from AARP (https://secure.aarp.org/applications/user/register)

Sign up for free information and newsletters from AARP.

AARP Events (https://local.aarp.org/guest/aarp-events/)

Join us for fun and educational events near you.

ADVERTISEMENT

ı or Renew Today & Save 25%

s://appsec.aarp.org/mem/join?campaignId=UBBORG7&intcmp=DSO-MEMRR-A-EWHERE)

t Getting Your Member Benefits Today!

undreds of discounts, programs and services

ubscription to "AARP The Magazine"

ee membership for your spouse or partner

DIN NOW (HTTPS://APPSEC.AARP.ORG/MEM/JOIN?CAMPAIGNID=UBBORG7&INTCMP=DSO-MEMRR-A-EWH

- View Benefits (https://www.aarp.org/benefits-discounts/?intcmp=DSO-HDR-BENEFITS-EWHERE)
- Renew Now (https://appsec.aarp.org/mem/renew?campaignId=UBBORG7R&intcmp=DSO-MEMRR-A-EWHERE)

t Card (https://secure.aarp.org/applications/user/account/myAccount.action?request_locale=en&intcmp=DSO-MEMR PRINT-EWHERE)

ections

bout AARP (https://states.aarp.org/washington/section/about-aarp2)

dvocacy (https://states.aarp.org/washington/section/advocacy2) **Caregiving (https://states.aarp.org/washington/caregiving**

ommunity (https://states.aarp.org/washington/section/my-community)

river Safety (https://states.aarp.org/washington/section/driver-safety)

español (https://states.aarp.org/washington/section/espanol/) **Events (https://states.aarp.org/washington/section/events2)**

cams & Fraud (https://states.aarp.org/washington/section/fraud)

cams & Fraud (https://states.aarp.org/washington/section/fraud)

ealth & Wellbeing (https://states.aarp.org/washington/section/health-wellbeing2)

ivable Communities (https://states.aarp.org/washington/section/livable-communities)

ocal Resources (https://states.aarp.org/washington/section/local-resources2)

loney (https://states.aarp.org/washington/section/money-work2)

Press (https://states.aarp.org/washington/section/press2)

adio (https://states.aarp.org/washington/section/radio)

Technology (https://states.aarp.org/washington/section/technology

eterans (https://states.aarp.org/washington/section/veterans)

olunteering (https://states.aarp.org/washington/section/volunteering2)

oters (https://states.aarp.org/washington/section/voters)

Work & Jobs (https://states.aarp.org/washington/section/work-jol

About AARP (https://www.aarp.org/about-aarp/?intcmp=AE-HP-FTR-ABOUT)

En Español (https://www.aarp.org/espanol/?intcmp=AE-HP-FTR-ESPANOL)

AARP Press Center (https://press.aarp.org/?intcmp=FTR-LINKS-PRO-PRESS1-EWHERE)

AARP 樂齡會 (https://chinese.aarp.org/?intcmp=AE-HP-FTR-CHINESE)

Careers at AARP (https://careers.aarp.org/?cmp=AE-HP-FTR-CAREERS)

Veterans Resources (https://www.aarp.org/home-family/voices/veterans/?intcmp=AE-HP-FTR-VETS)

Membership (https://www.aarp.org/membership/?intcmp=AE-HP-FTR-MEM)

My Community Page (https://community.aarp.org/?intcmp=AE-HP-FTR-COMM)

Contact Us (https://www.aarp.org/about-aarp/contact-us/?intcmp=AE-HP-FTR-CONTACT)

Help (https://help.aarp.org/?intcmp=AE-HP-HDR-HELP)

The Daily

(Monday - Friday)

Start each day with news you can use, including the latest in health, money, jobs, entertainment and travel.

SUBSCRIBE (HTTPS://SECURE.AARP.ORG/ACCOUNT/EDITNEWSLETTER?NEWSLETTERID=555

Preview (https://pages.email.aarp.org/DailyNewsAlert/)
Privacy Policy (https://www.aarp.org/about-aarp/privacy-policy/)

Sitemap (https://www.aarp.org/sitemap/)
Privacy Policy (https://www.aarp.org/about-aarp/privacy-policy/)
Terms of Service (https://www.aarp.org/about-aarp/terms-of-service/)
AARP Rewards Terms and Conditions (https://www.aarp.org/about-aarp/rewards-terms-and-conditions/)

Copyright Information (https://www.aarp.org/about-aarp/aarp-website-copyright-information/)
Ad Choices (https://info.evidon.com/pub_info/1194?v=1&nt=1&nw=false)
Do Not Sell My Personal Information (https://static.aarp.services.wirewheel.io/)
Your California Privacy Rights (https://static.aarp.services.wirewheel.io/)

2919 Isaacs Avenue
Walla Walla, WA 99362

RSQ – WI-FI HOTSPOT INSTALLATIONS

Company Profile

PocketiNet Communications, Inc.
2919 Isaacs Avenue, Walla Walla, WA 99362
(509) 526-5026
UBI Number 602027413
Contractor Registration N0. POCKC1874CE
Federal Communications Commission (FCC) Registration Number 0007117237

PocketiNet is a locally owned and operated broadband Internet service provider. Founded in April of 2000, PocketiNet serves customers in southeast Washington from Yakima to Clarkston. PocketiNet also has in-house telecommunications planning, design and construction capabilities. PocketiNet has designed fiber-optic networks for service to the City of Pomeroy for the port of Garfield County, Walla Walla Public Schools, College Place Public Schools and many smaller commercial customers in Yakima, Moxee, Pasco, Kennewick, Richland, College Place, Walla Walla, Clarkston, and Dayton, Washington. PocketiNet has designed many commercial networks for itself in Yakima, Kennewick, Pasco, Clarkston, College Place and Walla Walla and also designed fiber networks for residential neighborhoods in Walla Walla, College Place, Pasco, and Pomeroy, Washington. PocketiNet has experience, staff, and equipment to construct aerial and underground fiber-optic networks. PocketiNet has constructed many miles of aerial and underground fiber for our own network and government agencies such as school districts, cities and ports. In addition, PocketiNet has participated and assisted several municipal entities in their feasibility planning for broadband projects including technical and financial planning services.

Project Team

Our team of key personnel for this project combine experience in planning, design, and construction of fiber networks.
The team will consist of the following:
Wrandoll Brenes Morua, OSP Director, acting as Project Manager and fiber network designer.
Wrandoll has thirty years of Project management experience of municipal projects. Wrandoll was the designer for the City of Pomeroy's new city-wide fiber network.
Ricardo Duran, Network Engineer, acting as Wi-Fi designer.
Ricardo has over fifteen-years of experience in computer network design and Wi-Fi installations. He has designed the Wi-Fi hot-spots at the Tri-Cities and Walla Walla airports, the hot-spot on the 1st St. Plaza in downtown Walla Walla, and the hot-spot at Pioneer Park in Walla Walla.
Nathan Ewer, Lead OSP Technician, acting as Wi-Fi installer.
Nathan has 10 years of experience doing fiber and Wi-Fi installations for commercial & residential clients.
Juan Rodriguez, Lead OSP Technician, acting as fiber network installer.
Juan has 5 years of experience doing fiber installations for commercial & residential clients.
Christian Ramos, OSP Technician, acting as fiber network installer.
Christian has 1 year of experience doing fiber installations for commercial & residential clients.

PocketiNet's team's construction experience is very relevant for planning and design projects as well because their knowledge of construction practices brings into consideration ease of construction issues that will develop a more cost-effective design.

The PocketiNet team is committed to providing proactive and responsive service throughout the duration of the project.

Company Experience in Planning/Design/Construction of Wi-Fi Hot Spots

PocketiNet has designed and constructed Wi-Fi Hot-Spots for many clients including the following:

- Tri-Cities Airport
- Walla Walla Airport
- Walla Walla County Fairgrounds
- First Avenue Plaza in Downtown Walla Walla
- Pioneer Park in Walla Walla

Client References

David Dalan	City of Walla Walla 15 N 3rd Avenue, Walla Walla, WA 99362	Phone: (509)527-4570
Rick Pummel	Walla Walla Public Schools 364 S Park St., Walla Walla, WA 99362	Phone: (509)526-6746
Jennie Dickinson	Port of Columbia 1 Port Way, Dayton, WA 99328	Phone: (509) 382-2577
Mark Keymer	Vivio Technologies PO Box 345, Walla Walla, WA 99362	Phone: (509) 593-4207
Diana Ruchert	Port of Garfield County 141 W High Street, Pomeroy, WA 99347	Phone: (509) 843-3740
Jennifer Skoglund	Port of Walla Walla 310 A Street, Walla Walla, WA 99362	Phone: (509) 525-9100

Additional Service Capabilities

The capacity of the internet service proposed is a minimum of 100 Mbps for both upload and download of data. This will provide ample capacity for the need of the Wifi hotspots and the monitoring cameras.

The hot spots proposed will be able to be programed so that they only work during a set schedule, for instance 7 am to 10 pm. This may be desirable to limit loitering at the parks during “sleeping” hours.

Proposed Method of Implementation

Lions Park (801 SE Larch Ave)

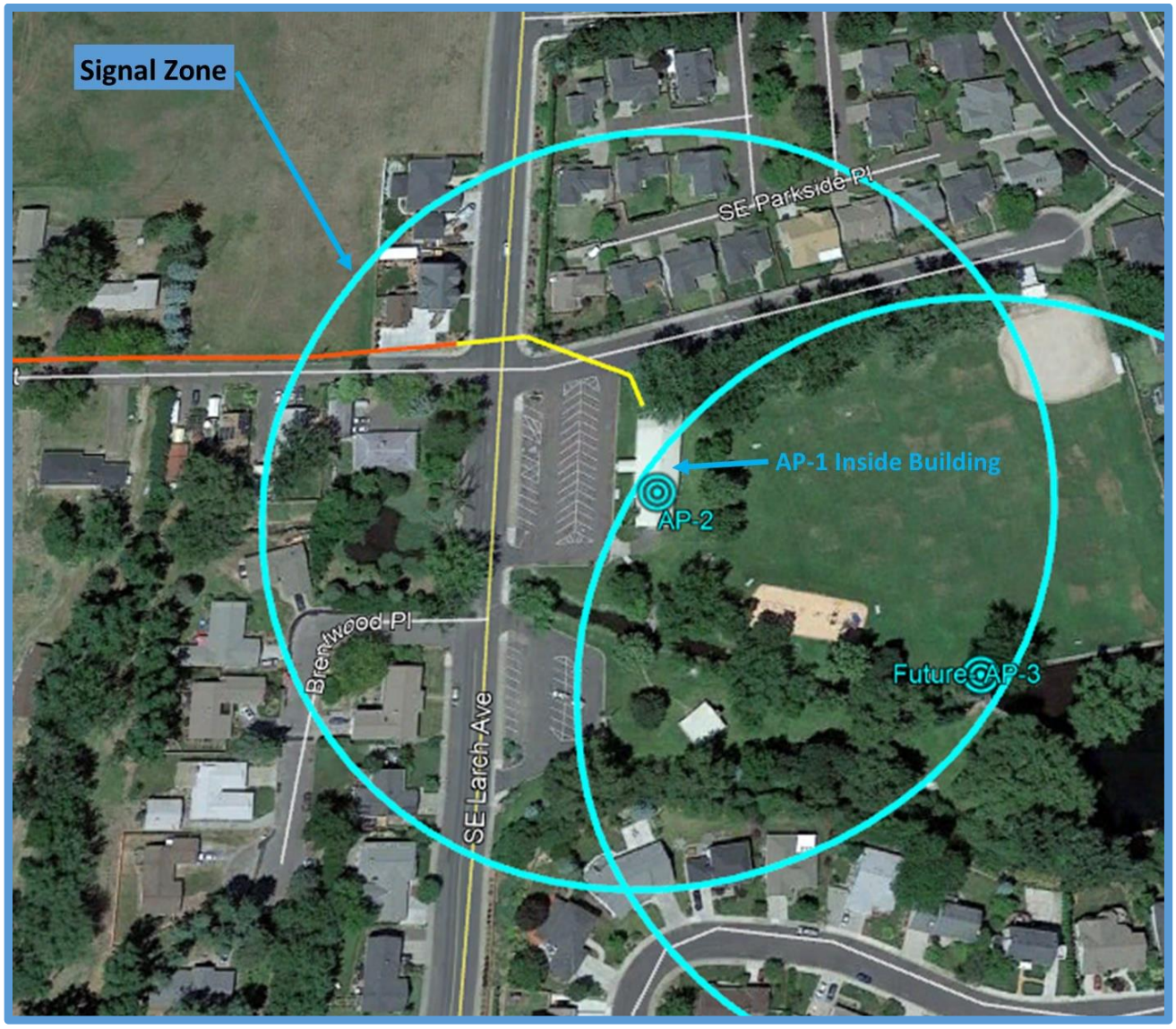

Extend fiber-optic cable underground from the utility-pole at the northwestern corner of SE 8th & Larch to the northern wall of the community building at Lions Park. Install a small electronics cabinet inside the building close to a power source that will house the necessary electronic equipment. Install CAT-6 cable from the box to two Wi-Fi access points as follows (see map for reference):

- One access point inside the community building to provide Wi-Fi connectivity inside the building. There is an opportunity to build additional capability at the building to meet future needs, such as installation of hardwire locations to serve video sources, computers, or sound sources.
- One Omni-directional access point mounted on a mast on the southern end of the community building.

Also provide a CAT-6 connection to the pole with the existing video security/monitoring cameras. This will allow the discontinuation of the current service to these cameras.

In order to provide better access to the eastern sections of the park, an additional wireless access point will need to be installed on a pole indicated as “Future AP-3” in the map. Since the park will undergo major renovations soon, we recommend waiting to install this pole as part of the renovation project in order to ensure that their location, style, etc. is coordinated with the project, if there are any light poles included in the renovation project, perhaps an access point can be installed on one of the light poles.

Kiwanis Park (NE corner of 3rd & Date)

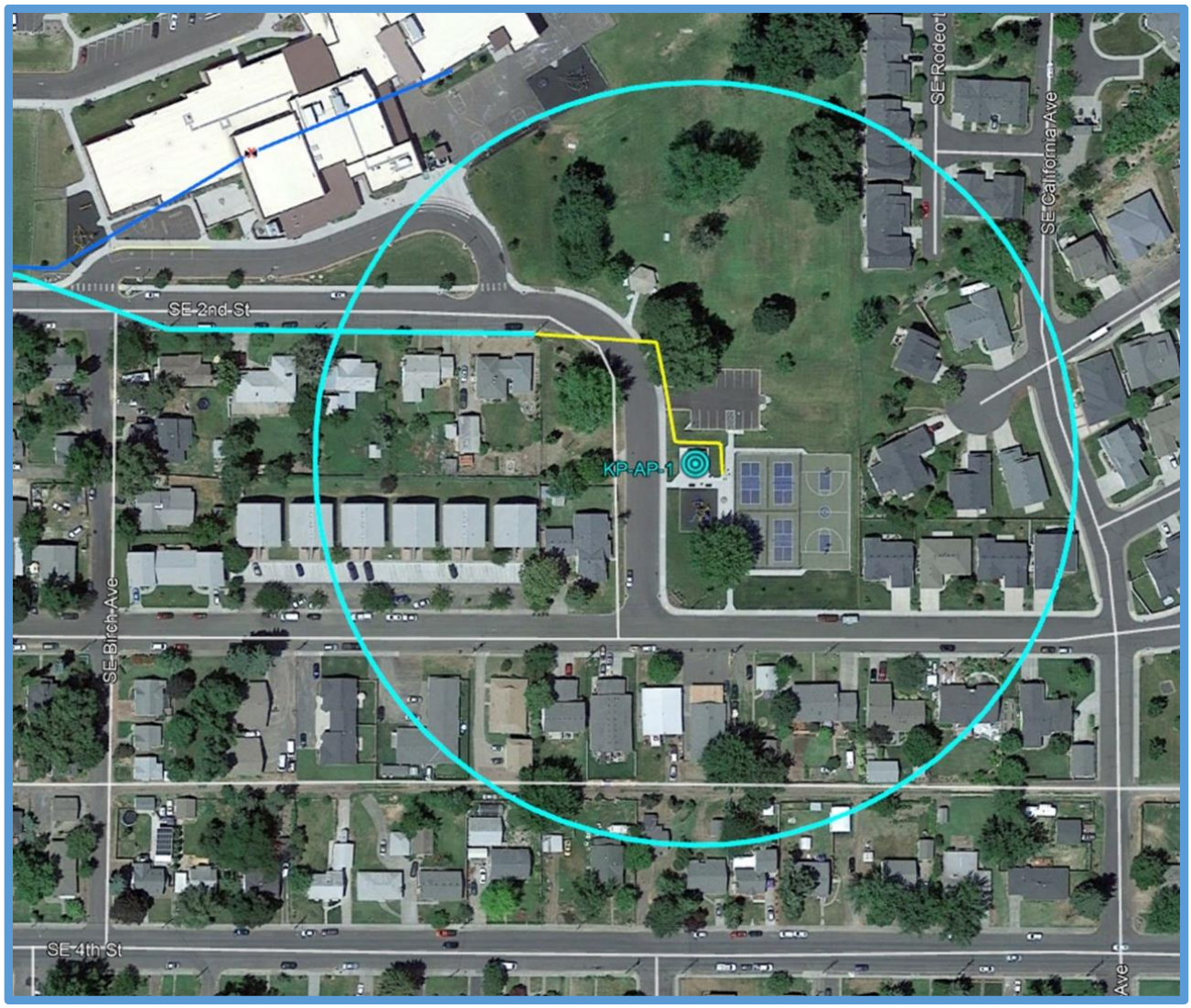

Extend fiber-optic cable underground from the utility-pole at the southwestern corner of SE 2nd and SE Date to the rest room building. Install a small electronics cabinet inside the building close to a power source that will house the necessary electronic equipment. Install CAT-6 cable from the box to One Omni-directional access point mounted on a mast on the roof of the bathroom building (see map for reference).

Because of the trees, there may not be a good connection at the picnic shelter, an additional access point could be installed at the shelter if desired.

Also provide a CAT-6 connection to the pole with the existing video security/monitoring cameras. This will allow the discontinuation of the current service to these cameras.

Uni-Fi Access Point
Mesh Pro



Veterans Park (450 SW Doans Ave)

On the pole that currently has the security cameras, install a radio to link to the south pole on WWVA property and install one Omni-directional access point mounted on the same pole. Electronics will need to be housed on a small utility box either on the pole or on the ground. Also provide a CAT-6 connection to the existing video security/monitoring cameras. This will allow the discontinuation of the current service to these cameras.

Municipal Campus (625 S. College Ave)

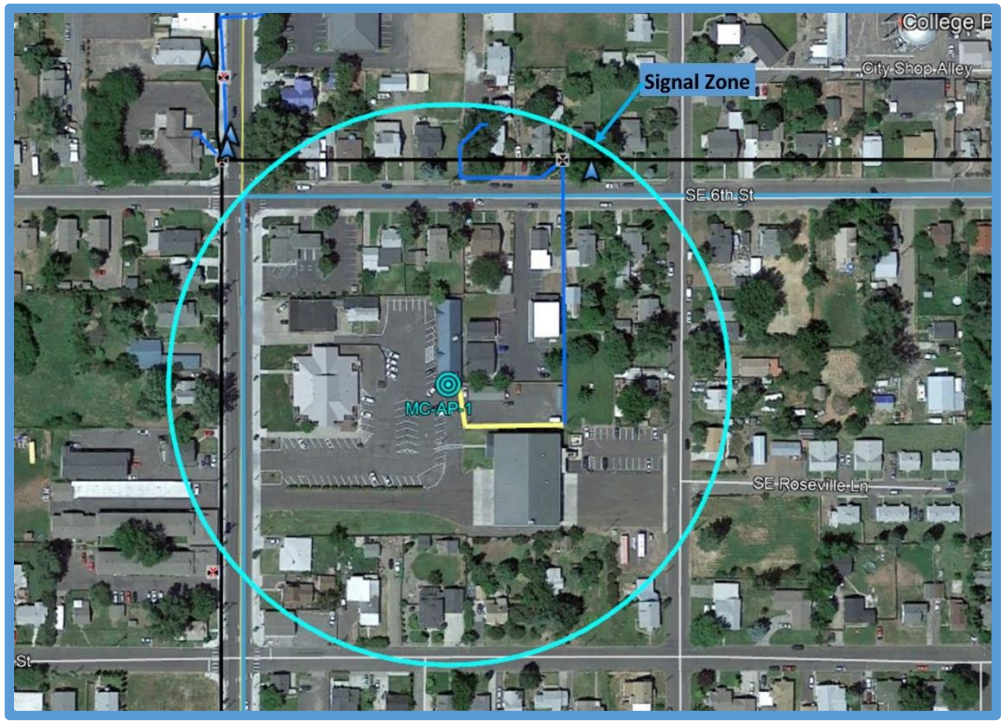

Extend fiber-optic cable aerially from the pole on the northeast corner of the Fire Department building to the Police Building. Install a small electronics cabinet inside the police building close to a power source that will house the necessary electronic equipment. Install CAT-6 cable from the box to an Omni-directional access point mounted on a mast on the south side of the Police Building (see map for reference).

The City Hall building will probably block the signal to the College Avenue side of City Hall. An additional access point can be installed on the roof of City Hall to extend the signal if it is desired to have service in this area..



Certification of Ability to meet deliverables for wifi install at the above mentioned four sites

PocketiNet Communications certifies that it has the ability to meet the deliverables requested in the RSQ at the four sites: Lions Park (801 SE Larch Ave), Kiwanis Park (NE corner of 3rd & Date), Veterans Park (450 SW Doans Ave), and : Municipal Campus (625 S. College Ave).

Estimated Cost of Installation

The estimated cost of design and installation of one hot spot at each of the four locations plus one hot spot inside the community building at Lions Park as described in the Proposed Method of Implementation section of this proposal is **$ 17,500 plus tax**.

Additional hot spots suggested as “future” or “additional” will be at an additional cost.

This quote does not include any electrical work required to provide power to the communications equipment. We anticipate being able to connect the electronic devices into an existing outlet on the buildings, however there may need to be electrical work performed at the pole in Veteran’s Park, and perhaps at the restroom in Kiwanis Park.

Estimated Monthly Cost of Service

The monthly cost of service will be **$200** with a two-year contract.

The existing service to the security cameras at the three parks can be terminated. Part of this proposal is to connect the cameras to the new internet service.

RSQ – WI-FI HOTSPOT INSTALLATIONS

DUE DATE: FRIDAY, AUGUST 13TH 2021 AT 4:00 PM (Pacific Time)

The City recently obtained a AARP Community Challenge Grant (https://states.aarp.org/washington/aarp-awards-community-grants-to-three-washington-organizations-as-part-of-another-record-breaking-year-for-nationwide-program) for $18,350 to install infrastructure for free wi-fi at Lions Park (801 SE Larch Avenue), Kiwanis Park (NE corner of 3rd & Date), Veterans Park (450 SW Doans Avenue), and the College Place Municipal Campus (625 S. College Avenue). Infrastructure installed must be strong enough to provide a wifi signal for residents in areas highlighted in the maps down below. Submittals need to include:

- Project Team
- Related Project Experience
- Explanation of Method of Implementation
- Certification of Ability to meet deliverables for wifi install at the above mentioned four sites.
- Estimated cost of installation
- Estimated monthly cost of service

Submittals will be graded by 20% project team, 20% project experience, 40% method of implementation, 20% ability to meet deliverables.

Submittals will be due by **Friday, August 13th, 2021** to Mr. Mike Rizzitiello – City Administrator via email only at mrizzitiello@cpwa.us

Map 1: Lions Park (801 SE Larch Ave)

Map 2: Kiwanis Park (NE corner of 3rd & Date)

Map 3: Veterans Park (450 SW Doans Ave)

Map 4: Municipal Campus (625 S. College Ave)

Connection and Community

Connection is essential to the human well-being. Here we see a common setting for our rural community, hens and a milk cow, enjoying each other's company on, what I could imagine, any given day in the Walla Walla Valley. Each member brings a different perspective to the topic at hand reflecting us in our connections and community when we are at our best. I have added a wood fence boarder at the bottom of the piece and a quilt at the top to help the size of the image to not become distorted when it is enlarged. The hens and cow are mirrored as I imagined the corner of the electrical box to travel between the cows eyes so that the image can be seen from multiple directions. The piece can be repeated like this so that on the opposite side of the box the same scene is also visible. The quilt can be endlessly repeated to cover the top and bottom the box as well.

Amy Bond Acrylic and mixed media artist

"A storyteller, a maker, a creative risk taker, an inspirer, a proprietor, a persistent re-tryer-er" This is how Amy Bond, AKA AmyKate, AKA Mama Mosaic describes herself. Working as a dental hygienist for over 26 years, with the last 16 in the Walla Walla Valley, Amy says inspiration comes in many forms and easily through the people she has served. "Everyone has a remarkable and unique story. It's the vulnerable, vibrantly colorful, tragic and triumphant people of the Walla Walla and Grand Ronde valleys that fuel my imagination."

A mother of two grown boys Amy takes the name "Mama" and "Mosaic" comes from the many forms of art she has worked with through her life from acting and theatre to music to fine art with mixed media.



References:

- Dr. Geoff Stuart DDS -Blue Mtn. Dental Care 509-525-4662
- Kendra Bennett- Coffee Perk Owner/Art Scheduler 509- 520-4473
- Karen Viale -Cavu Cellers Owner/Art Scheduler 509-540-6352

"Currently, I practice dental hygiene for Blue Mtn. Dental Care in Walla Walla part time and create art part time. I have served my community as a dental hygienist for 27 years." XO Amy ♡



Mama Mosaic Artworks

Amy Bond

509-540-1109

akbond@charter.net

509-540-1109

akbond@charter.net

insta: Amybond89

Attn: Michael Hoffmann
625 S. College Ave.
College Place, WA 99324

Project Concept:

I wanted to paint one of my favorite bird species that run around Walla Walla Valley. My vision for this painting was to direct the eyes to the quail, a local bird, by using detail in the body of the bird and simplicity around it - all while keeping it colorful! I wanted to portray diversity of the people in the valley through the colorful bush the quail is sitting on, overall resulting in a painting that shows the mixture of people, wildlife, and joy that the Walla Walla Valley brings to all who visit!

Ah, the traffic utility box...

- part of our daily cultural environment
- we know what it is
- something we are so glad it is there doing its job
- and to be aware of but not see



College Place Traffic Utility Box Project 2021

Play in the Everyday

The 2021 Project Proposal

- My artwork for this project is designed specifically to play with the shapes of the traffic utility boxes.
- The artwork will be created ONLY for this project and will ONLY be viewed as the new public art creation that it will become.
- This makes the traffic utility box its own work of art in our shared space.
- This artwork is designed to be interactive with live QR CODES that lead to websites of the City of College Place, Visit Walla Walla, ArtWalla, and sponsor P1FCU and can be made to go directly to the webpages desired by these entities.
- All artwork is original - in concept, design, and implementation

LORNA BARTH 2021

But the thing is...
we do see them

and what we see everyday makes an impression on how we feel in the spaces we share.

Here it is. Doing its job and keeping us safe. Yet when we do actually look at it there are other possibilities.

Other parts of our shared cultural environmental memory...

WHAT IF...



They were portals to a shared cultural imagination

Something old suddenly appears in the environment again.

But this time it's filled with a dreaming and fun memory.

AND

when modern technology connects with the old memory something magical happens!

The trusty utility box might surprisingly make the everyday environment playful

- Suddenly these hard working parts of our environment look like something else in our memory?
- But then what if the art in the new image was useful, too?
- What if the art and the utilitarian invited the humans sharing that space and time to interact with it?
- What if we started to SEE them?

All sides of the art will have corresponding views to give the illusion of a fish tank viewed from different angles.

Each side will have one fish with a live QR CODE with active links to specific Project websites

The Video Presentation



Lorna Barth - Visual Artist



"Just because something in our environment is necessary doesn't mean it can't be fun."

- Lifelong artist, but Retired Middle School Teacher
- Moved to Dayton in 2015
- Recent Art Shows - Wenaha Gallery, Pendleton Center for the Arts, Allied Art Juried Show Richland
- Currently produce Art Gallery Videos for Blue Mountain Artists Guild, QR CODE ART, and Illustrated Storybooks on YouTube



Deborah Bruce

Deborah was born in Walla Walla and grew up in Tri Cities and the west side of of the state near Seattle. She moved to Walla Walla in 1990 to marry her husband Jeff. Having lived in Washington all of her life she is amazed and inspired by the beauty of the Pacific Northwest with its ever changing colors and beauty that each season brings to its ocean beaches, mountains, rivers and waterfalls. She was employed as a florist for 30 years and flowers are one of her favorite subjects to paint. Recently she has done several commissions for portraits of dogs and loves capturing their wonderful personalities, being a dog lover herself.

Deborah has been painting since high school and has worked in oil and acrylics, but when she took her first watercolor class about 20 years ago, she was hooked and has worked in watercolor since. She has studied art at Eastern Washington University, Columbia Basin College, Walla Walla Community College and attended workshops with Eric Weigardt, Birgit O'Conner, Tom Lynch, Lein Quan Zhen, and Soon Warren.

Deborah endeavors to express in her paintings the joy and wonder she finds in what she sees in the amazing creation all around us and considers it a privilege to be able to share her art with others. Her passion is to give honor to The Creator of all things and her Lord Jesus Christ for allowing her this joy.

ABUNDANCE

My painting "Abundance" was painted from a photo taken in the late summer in one of our lush vineyards here in the valley. I loved the way the light popped out the different colors of the beautiful grapes and filtered through their surrounding leaves. This painting is done in watercolor. I was pleased to have it selected among 70 other paintings out of 422 entrants for the Northwest Watercolor Society show "Waterworks Unlimited" based in Seattle this year.



Deborah Bruce
509 540 1604
gussers60@gmail.com
deborahbrucewatercolor.com

Professional References

Denise Musack. Saviah Cellars Art Curator
denise@saviahcellars.com 509 522 2181

Karen Waite. Cavu Cellars Art Curator
karen@cavucellars.com 509 540 6351

Joyce Anderson Artist Art Instructor
andersonartport@gmail.com. 509 240 3478

Patty Gardner

I grew up in Spokane where I began working in wax and bronze casting in High School. I continued to study visual and graphic design, moved to Seattle to work as a graphic designer. Six years ago, we moved back to Eastern Washington and call Walla Walla home. I have since be active in ArtWalla and two years ago joined five other women to open the Combine Art Collective Gallery. In Seattle I attended classes and workshops in Letterpress printing and woodblock engraving at the School of Visual Concepts. That is where I fell in love with the art of woodblock engraving and printing.

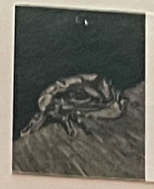

Patty Gardner

pattyg@frogmtn.com
206.718.9297

Eastern Washington Grain Elevators

Returning to Eastern Washington, where I grew up, for me the one thing that truly defines the agricultural importance of our region is grain elevators. They all perform the same basic function, but each exterior design is uniquely different, which identifies the area that they support. They are true icons of our region.

City of College Place
Attn: Michael Rizzitiello
625 S. College Avenue College Place, WA. 99324

Onion Characters Welcome

By Brianna & Aurelia Krenrich

Have you ever noticed how sometimes around harvest season in the valley the air outside smells like sour cream and onion chips? Have you ever told someone you were from Walla Walla (because you assume they've not heard of College Place) and they immediately ask, "oh, like the onions?" This illustration celebrates our veggie of fame as well as the diversity of our community. Our design is a colorful collage of onion-y characters all in our signature cartoon-y cute style with subtle nods to the area. Just like the citizens of College Place, WA, each character in our design is quirky and unique!

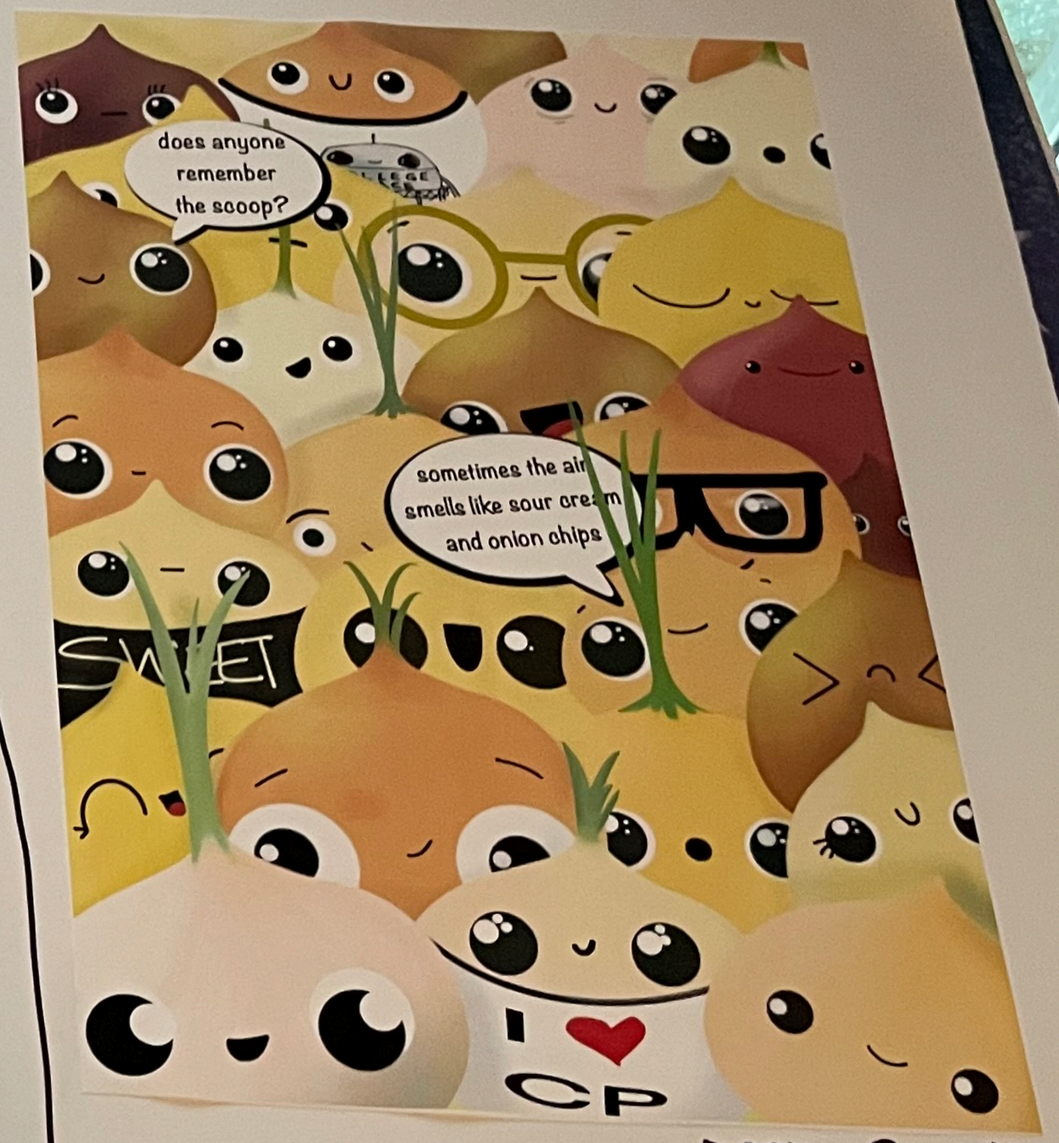

Design Sample

City of College Place
Public Art Contract

This Agreement is between The City of College Place (City) (address) and (Artist) _____, (Address). The agreement is for the artist to produce a work of art based on specifications and timelines detailed in this contract. The artwork will be digitally reproduced and installed on one of eight traffic utility boxes located on College Avenue, College Place, Washington

AGREEMENT

1. SCOPE OF ARTIST SERVICES

Artist agrees to create a 2 dimension work of art ("the Work)" to be digitally reproduced by the Contractor for installation on a traffic utility box on College Avenue in downtown College Place.

The Work must conform to the following dimensions: 30" x 64" x 5 8 ½"

The City will work with the company that digitally reproduces the image and the artist agrees that there may need to be adjustments to the image to allow it to fit to the traffic utility box. The contractor will endeavor to stay as true to the image as possible as these adjustments are made.

Location of Work: The City will have full discretion to choose the location of each Work.

2. COMPENSATION

The agreed upon fee to the Artist is $350. Upon signing of this agreement by all parties involved, the Artist agrees to produce the Work according to his or her approved proposal. The fee will be paid in the following manner:

$350 upon completion, submission, and acceptance of the final Work. Payment will come from P1FCU who is the sponsor of this competition.

The fee includes just the production of the original work and the City is responsible for the digital reproduction and installation on the traffic utility box.

3. COMPLETION DATE

The Artist agrees to complete and submit the Work by _____.

4. INDEPENDENT CONTRACTOR STATUS

The Artist is engaged as an independent contractor and will be responsible for any federal, state and local taxes and fees applicable to payments.

5. OWNERSHIP/COPYRIGHT/REPRODUCTION/RESALE/DEACCESSION

The Work created under this agreement shall be the property of the City of College Place. The Artist shall deliver a bill of sale or other appropriate evidence of transfer to College Place upon final payment of the Artist's fee.

COPYRIGHT - The Artist shall retain copyright and shall make "no exact duplications to full scale of the Work. Copyright shall not be transferred absent a written agreement signed by the artist.

REPRODUCTIONS - The Artist shall allow The City of College Place to make and authorize the making of photographs and other two-dimensional reproductions of the Work for education, public relations, arts promotional and other limited commercial purposes. On any such reproductions, the City will acknowledge the Artist's authorship and provide copyright notification in compliance with the U.S. copyright law.

CREDITS - The Artist agrees that photographic reproductions of the work made by Artist for publicity purposes shall refer to the fact that the Work is installed at the site in the City's Public Art Collection.

RESALE - The Work may not be sold.

DEACCESSION - The City can consider deaccession of an artwork if there is a change to the configuration of utility boxes, the work becomes damaged or in a condition such that it cannot reasonably be returned to like new condition, if there is a change to public art project, or for any other reason.

6. WARRANTY, LOSS OR DAMAGE

Artist warrants that the work is and will be the original product of Artist's own creative efforts. This shall not, however preclude Artist from subcontracting certain processes in the creation of the Work.

Artist shall assume all risk of loss or damage to the Work prior to completion and delivery. The City shall assume all risk of loss or damage to the Work after acceptance of the Work, provided such loss or damage is not the fault of the Artist.

6. MAINTENANCE

The City, as the City deems reasonably necessary shall be responsible for the proper cleaning, maintenance and protection of the Work after installation.

7. INDEMNIFICATION

The City assumes all risk and responsibility, and releases and indemnifies Artist from all claims and liability for any injuries and/or property damage that may be sustained by any person or entity, arising out of or in any way connected with the Work during the period that the Work is owned, in possession, or under

City's control. Except that, such indemnification shall not be required of the City for injuries, damage or death caused by the Artist.

8. ENTIRE AGREEMENT

This Agreement constitutes the entire agreement of the parties with respect to the subject matter of this Agreement, and supersedes and replaces any prior written or oral agreements, or understandings between the parties. No waiver or medication hereof shall be valid unless in writing and signed by both parties.

9. GOVERNING LAW AND VENUE

This Agreement shall be governed by and construed in accordance with the laws of the State of Washington. The venue for any action commenced under this agreement shall be exclusively in College Place, Walla Walla County, Washington.

10. ARBITRATION

Any dispute between the parties, including but not limited to disputes arising out of this Agreement, shall, upon written notice, be submitted to binding arbitration pursuant to Washington law by a professional arbitration service acceptable to the parties. Unless otherwise agree, the arbitration shall be conducted in College Place, Washington. If the parties are able to agree on an arbitrator or an arbitration service within 15 days from receipt of written notice, the dispute shall be submitted to the presiding court judge for the County of Walla Walla. The parties agree that all facts and other information relating to any arbitration arising under this Agreement shall be kept confidential to the fullest extent permitted by law.

11. ATTORNEY'S FEES

In the event of arbitration or litigation arising out of, or in any way related to any term set forth in the Agreement, the prevailing party, in addition to any other relief awarded, shall be entitled to recover its reasonable attorney's fees and court costs at arbitration, trial and/or on appeal.

SIGNATURES

ARTIST

Name:

Address:

Phone:

Email:

Signature:_____

Date:_____

CITY OF COLLEGE PLACE

Name:

Title:

Signature:_____

Date:_____

P1FCU

Name: _____

Title: _____

Signature: _____

Date: _____

The concept for *The Gardener* came about when I was reading John 15 in the New Testament. I happened to have a seed catalog on my coffee table when I was reading about God clipping and pruning the vines to produce more fruit. It inspired me to create a collage of an old man made of root vegetables. I found a picture of Michel Angelo's Pieta and clipped out the hand of Jesus. Adding this clipping to the right shoulder of God helps the viewer to see the concept of God as a gardener.

God, grapevines, wheat, bees, vegetables, starry nights, and the button with the word Key all relate to the beautiful Walla Walla valley.

As with many of my collage works, I take pictures of the progression. I find music that relates to the theme of the work and create short videos of how the piece was put together. You can view *The Gardener* video and others on my Kimibruzas Art Facebook Page.

The Gardener

Original Paper Collage 16" x 20"

Artist: Kimi Bruzas

City of College Place, Washington

RESOLUTION NO. 21-042

A RESOLUTION BY THE CITY COUNCIL OF THE CITY OF COLLEGE PLACE, WASHINGTON REGARDING ACCEPTANCE OF RANKED LIST OF ART ENTRIES FOR COLLEGE PLACE TRAFFIC UTILITY BOX ART WRAP PROJECT

Whereas, the City of College Place is a non-charter code city governed by the rules and regulations of RCW 35A; and

Whereas, the City of College Place, seeks to deter graffiti and other similar damage to City infrastructure; and

Whereas, the City of College Place, has enabled the College Place Parks, Arbor, and Recreation Board as well as ArtWalla to identify artistic means to beautify the City while seeking ways to lower City costs associated with damage mitigation; and

Whereas, the City of College Place, ArtWalla, and College Place Parks, Arbor, and Recreation Board, seeks to make public art improvements; and

Whereas, on May 11th, 2021 a sponsorship agreement was adopted by the College Place City Council with P1FCU via Resolution #21-026; and

Whereas, the addition and maintenance of public art in public places are in the best interest of the public and in meeting the objective to deter damage to public infrastructure;

Now therefore, it is hereby resolved by the City Council of the City of College Place, Washington, as follows:

Section 1. Terms and Conditions

1.1 The City Council approves the ranked art submission list graded by the jurying committee. The top (7) entries will be chosen for the utility box art wrap installations. The eighth (8) and ninth (9) entries will be maintained in that order as an alternate in case one of the top seven (7) artists decides not to complete the final work of art.

1.2 An art contract as in the agenda packet will be provided to artist to memorialize the relationship between parties.

1.3 P1FCU will pay for stipends to artists upon submittal of final works of art.

1.4 Governing Law, Venue, Applicable Law, and Personal Jurisdiction. The existence, validity, construction, and enforcement of this Agreement shall be governed in all respects by the laws of the State of Washington, and all questions related to this Agreement shall be resolved under the laws of the State of Washington. In the event that either party deems it necessary to institute legal action arising from this Agreement, such action shall be instituted in Walla Walla County Superior Court. The parties consent to the personal jurisdiction of such court. The parties each consent to waive jury trial in the event either party deems it necessary to institute legal proceedings.

Clerical Corrections. The City Clerk is authorized to make necessary clerical corrections to this resolution including, but not limited to, the correction of scrivener's/clerical errors, references, resolution numbering, section/subsection numbers and any references thereto.

Effective Date. This resolution shall take effect and be in full force upon its passage as provided by law.

PASSED by the City Council of the City of College Place, Washington, this 24th day of August, 2021.

Attest:

Norma L. Hernández, Mayor

Lisa R. Neissl, CMC
City Clerk

City of College Place, Washington
RESOLUTION NO. 21-043

A RESOLUTION BY THE CITY COUNCIL OF THE CITY OF COLLEGE PLACE, WASHINGTON REGARDING A ECONOMIC DEVELOPMENT ADMINISTRATION (EDA) – TRAVEL, TOURISM, AND OUTDOOR RECREATION COMPETITIVE GRANT APPLICATION FOR LIONS PARK RENOVATION

WHEREAS, City of College Place, Washington is authorized to apply to the Federal Economic Development Administration (EDA) for a Travel, Tourism, and Outdoor Recreation – American Rescue Plan Act Competitive Grant Funding; and

WHEREAS, City of College Place, Washington has identified the Lions Park renovation priority need for which to seek EDA funding; and

WHEREAS, it is necessary certain conditions be met to receive EDA funds;

NOW, THEREFORE, be it resolved that the City of College Place, Washington authorizes submission of a Travel, Tourism, and Outdoor Recreation American Rescue Plan Act (ARPA) grant application to the Federal Economic Development Administration to request grant funds to renovate Lions Park, it:

Will comply with applicable provisions of Title I of the Housing and Community Development Act of 1974, as amended, and other applicable state and federal laws;

Has provided and will provide opportunities for citizen participation that satisfy the CDBG requirements of 24 CFR 570.486;

Will not use assessments against properties owned and occupied by low- and moderate-income persons or charge user fees to recover the capital costs of CDBG-funded public improvements from low- and moderate-income owner-occupants;

Has established or will establish a plan to minimize displacement as a result of activities assisted with CDBG funds; and assist persons actually displaced as a result of such activities, as provided in the Uniform Relocation Assistance and Real Property Acquisition Policies Act of 1970, as amended;

Has adopted or will adopt a policy(s) to reduce greenhouse gas emissions in accordance with RCW 70.235.070 and certifies this project will adhere to this policy(s);

Will conduct and administer its program in conformance with Title VI of the Civil Rights Act of 1964 and the Fair Housing Act; and will affirmatively further fair housing (Title VIII of the Civil Rights Act of 1968); and

Has adopted (or will adopt) and enforce a policy prohibiting the use of excessive force by law enforcement agencies within its jurisdiction against any individuals engaged in nonviolent civil rights demonstrations; and has adopted (or will adopt) and implement a policy of enforcing applicable state and local laws against physically barring entrance to or exit from a facility or location that is the subject of such nonviolent civil rights demonstration within its jurisdiction, in accordance with Section 104(1) of the Title I of the Housing and Community Development Act or 1974, as amended; and

City of College Place, Washington designates Mr. Mike Rizzitiello – City Administrator as the authorized representative to act in all official matters in connection with this application and City

of College Place's participation in the Federal Economic Development Administration (EDA) grant program.

Clerical Corrections. The City Clerk is authorized to make necessary clerical corrections to this resolution including, but not limited to, the correction of scrivener's/clerical errors, references, resolution numbering, section/subsection numbers and any references thereto.

Effective Date**.** This resolution shall take effect and be in full force upon its passage as provided by law.

PASSED by the City Council of the City of College Place, Washington, this 24th day of August, 2021.

Attest:

Norma L. Hernández, Mayor

Lisa R. Neissl, CMC
City Clerk

EDA: AMERICAN RESCUE PLAN

TRAVEL, TOURISM & OUTDOOR RECREATION

Promoting America's Tourist Communities

Through the **Travel, Tourism & Outdoor Recreation** program, EDA is focused on accelerating the recovery of communities that rely on the travel, tourism and outdoor recreation sectors. $750 million of EDA's American Rescue Plan funds are allocated to support the following efforts:

- **State Tourism Grants: $510 million** in non-competitive awards to help states quickly invest in marketing, infrastructure, workforce and other projects to rejuvenate safe leisure, business and international travel.
- **Competitive Grants: $240 million** to help communities that have been hardest hit by challenges facing the travel, tourism and outdoor recreation sectors to invest in infrastructure, workforce or other projects to support the recovery of the industry and economic resilience of the community in the future.

WHO SHOULD APPLY

State Tourism Grants

Eligible applicants for EDA's Statewide Planning Grants include Governors, the Mayor of DC, and other applicable Territory leaders or their designees. EDA will send these applicants a formal invitation to apply.

Competitive Tourism Grants

Eligible applicants for EDA's Competitive Tourism Grants program include a(n):

- District Organization of an EDA-designated Economic Development District
- Indian Tribe or a consortium of Indian Tribes
- State, county, city, or other political subdivision of a State, including a special purpose unit of a State or local government engaged in economic or infrastructure development activities, or a consortium of political subdivisions
- Institution of higher education or a consortium of institutions of higher education
- Public or private non-profit organization or association acting in cooperation with officials of a political subdivision of a State

Individuals or for-profit entities are not eligible.

APPLICATION DEADLINE

State Tourism Grants

→ Application due 60 days after receiving invitation

Competitive Tourism Grants

→ Suggested Application Submission Date: **March 15, 2022**

Applications reviewed on a rolling basis

CONTACTS

- Email your questions about the American Rescue Plan Travel, Tourism & Outdoor Recreation program to TravelandTourism@eda.gov
- Visit www.eda.gov/contact to find contact information for your Economic Development Representative

To learn more about EDA's American Rescue Plan **Travel, Tourism and Outdoor Recreation** program, visit eda.gov/arpa/travel-tourism/.

Travel, Tourism, & Outdoor Recreation

Economic Development Administration (EDA)
American Rescue Plan funding

INVESTING IN AMERICA'S COMMUNITIES

Webinar Notes

- Recordings of EDA webinars, Frequently Asked Questions, and more are available EDA's ARPA website
- This is an program overview presentation; please connect with your state's Economic Development Representative with specific project or eligibility questions

Visit www.eda.gov/arpa to learn more about EDA's American Rescue Plan programs.

EDA's Mission

To lead the federal economic development agenda by promoting innovation and competitiveness, preparing American regions for growth and success in the worldwide economy.

- Increase America's global **ECONOMIC COMPETITIVENESS**
- Support **COMMUNITY-LED ECONOMIC DEVELOPMENT**
- Help communities develop **RESILIENT AND AGILE** local economies

EDA
U.S. ECONOMIC DEVELOPMENT ADMINISTRATION

EDA's Investment Priorities

- Equity
- Recovery & Resilience
- Workforce Development
- Manufacturing
- Technology-Based Economic Development
- Environmentally-Sustainable Development
- Exports & Foreign Direct Investment

To learn more about EDA's Investment Priorities, visit https://eda.gov/about/investment-priorities/

EDA
U.S. ECONOMIC DEVELOPMENT ADMINISTRATION

$3 billion in American Rescue Act funding to Invest in America's Communities

This **historic investment** will support bottom-up economic development focused on advancing equity, creating good-paying jobs, helping workers to develop in-demand skills, building economic resilience, and accelerating the economic recovery for the industries and communities hit hardest by the coronavirus pandemic.

EDA investments made under the American Rescue Plan will support the Biden-Harris Administration's commitment to **build the American economy back better and stronger**.

$3 billion in American Rescue Plan funding to invest in:

Jobs for Today

Good Jobs Challenge

Travel, Tourism, & Outdoor Recreation

Communities Built for All

Economic Adjustment Assistance

Indigenous Communities

Coal Communities Commitment

Regions for the Future

Build Back Better Regional Challenge

Statewide Planning, Research, & Networks

$750 million for Travel & Tourism

Assist communities that have suffered economic injury because of job losses in the travel, tourism, or outdoor recreation sectors.

$510M for State Tourism Grants

Direct allocations to States and Territories funded at 100% federal share

$240M for EDA Competitive Tourism Grants

Competitive grants to fund in regions most adversely affected by damage to the travel, tourism, and outdoor recreation sectors from the coronavirus pandemic.

The 25% of American Rescue Plan funding is dedicated to supporting travel, tourism, and outdoor recreation

EDA expects to fund at least 80% of project costs and may increase the federal share up to 100%

State Tourism Grants: $510 million

Assist communities that have suffered economic injury because of job losses in the travel, tourism, or outdoor recreation sectors

- Direct award allocations to States and Territories, driven by leisure and hospitality economic indicators
- EDA sent letters to the Governor (or equivalent) of each State, DC, and Territory inviting them to apply
- Governors (or equivalent) are required to apply within 60 days of invitation; may designate a State agency or eligible entity to receive grant
- States can spend awards themselves and/or competitively subaward funds

State Tourism Grants: Eligible Uses

Projects must support the travel, tourism, and outdoor recreation sectors and be consistent with CDC guidelines for safe travel

- **Tourism marketing and promotion**
- **Workforce training**
- **Economic development planning and coordination**
- **Technical assistance projects** to assist economic recovery from damage to the travel, tourism, and outdoor recreation industries
- **Upgrades/retrofits to existing travel, tourism, and outdoor recreation infrastructure** (require additional environmental review to be approved)
- **New infrastructure projects** that lead to long-term increases in tourist activity (require additional environmental review to be approved)
- Other uses approved by EDA

Projects that support economic diversification projects *away from the travel, tourism, and outdoor recreation sectors are not eligible*

State Tourism Grants: Award Timeline
$510 million

July 26, 2021	EDA sent States and Territories information on their direct allocation funding level and how to apply to receive the funding
60 days after invitations received	Applications due
Nov. 2021	Awards made no later than November
May 31, 2027	Last day to incur costs

Competitive Tourism Grants: $240 million

Competitive tourism grants will fund travel, tourism, and outdoor recreation projects that include non-construction and construction activities

Intended to fund projects that:

- Support the development and implementation of a community's economic development strategy for travel, tourism, and outdoor recreation pandemic recovery
- Are in regions most adversely affected by damage to the travel, tourism, and outdoor recreation sectors from the coronavirus pandemic

- Applicants must clearly notify EDA in the application if seeking or receiving any other funding for the project, including funding from a State Tourism Grant
- EDA will use a regular IRC process to evaluate project applications.

Competitive Tourism Grants: Eligible Applicants

Eligible applicants include a(n):

- District Organization of an EDA-designated Economic Development District (EDD);
- Indian Tribe or a consortium of Indian Tribes;
- State, county, city, or other political subdivision of a State, including a special purpose unit of a State or local government engaged in economic or infrastructure development activities, or a consortium of political subdivisions;
- Institution of higher education or a consortium of institutions of higher education; or
- Public or private non-profit organization or association acting in cooperation with officials of a political subdivision of a State.

EDA is <u>not</u> authorized to provide direct financial assistance to individuals, small businesses, or for-profit entities.

Competitive Tourism Grants: Timeline

July 23, 2021 Competitive grant applications open

Rolling competitive grant applications and awards

Sept 30, 2022 All funds obligated

May 31, 2027 Award period of performance ends

Competitive Tourism Grants: Eligible Uses

Strategy development for travel, tourism, and outdoor recreation pandemic recovery

Recovery project implementation, including construction projects for:

- Cultural, arts and tourism facilities
- Zoos and aquariums *(policy change)*
- New outdoor recreation and trail infrastructure and public access enhancements
- Nature-based infrastructure projects to improve access to recreation
- Non-construction activities, including **country-wide or multi-state** travel, tourism, or outdoor recreation promotion
    - *State and local-level tourism promotion and marketing projects are <u>only</u> eligible under state tourism grants*

Diversification projects
(EDA prefers projects that support the travel, tourism, and outdoor recreation sectors)

***Local and regional tourism marketing and promotion** are only eligible under state tourism non-competitive grants*

Next Steps to Apply

1. Read the **Notice of Funding Opportunity (NOFO)** and Eligibility Requirements: https://www.grants.gov/web/grants/view-opportunity.html?oppId=334748

2. Find your **Economic Development District** for planning support and technical assistance: https://eda.gov/resources/directory/

3. Connect with your state's **Economic Development Representative** with questions: https://eda.gov/contact

4. **Email your questions** about EDA's Travel, Tourism, and Outdoor Recreation opportunities to TravelandTourism@eda.gov.

Seattle:
American Samoa
Guam
Federated States of Micronesia
Palau
Marshall Islands
Commonwealth of the Northern Mariana Islands

Philadelphia:
Puerto Rico
U.S. Virgin Islands

Questions?

- Can grant money can be spent on federal land infrastructure projects? The NOFO mentions National Parks, but not USFS, BLM, etc.
- What are matching fund requirements?
- How long beyond receiving the funding will entities have to spend it?
- Are there NEPA and NHPA compliance requirements, and if so, will costs associated with that compliance be eligible through these grants?
- Will long-term program and management planning efforts be eligible for funding?
- Will land acquisition be allowable?
- Will these grants pay for increased staff needed to operate new areas that are opening up to alleviate the crowded conditions due to increase in tourism and visitation at parks and recreation areas?

Questions?

Visit https://eda.gov/arpa/ to learn more about the American Rescue Plan programs and contact information.

City of College Place, Washington

RESOLUTION NO. 21-044

A RESOLUTION BY THE CITY COUNCIL OF THE CITY OF COLLEGE PLACE, WASHINGTON REGARDING A ECONOMIC DEVELOPMENT ADMINISTRATION (EDA) – PUBLIC WORKS AND ECONOMIC ADJUSTMENT ASSISTANCE GRANT APPLICATION FOR RENOVATION & UPGRADE OF THE COLLEGE PLACE WASTEWATER TREATMENT PLANT WITH CERTIFICATIONS OF COMPLIANCE

WHEREAS, City of College Place, Washington is authorized to apply to the Federal Economic Development Administration (EDA) for a Public Works and Economic Adjustment Assistance Program – American Rescue Plan Act (ARPA) Grant Funding; and

WHEREAS, City of College Place, Washington has identified a wastewater system priority need for which to seek EDA funding; and

WHEREAS, it is necessary certain conditions be met to receive EDA funds;

NOW, THEREFORE, be it resolved that the City of College Place, Washington authorizes submission of a Public Works and Economic Adjustment Assistance American Rescue Plan Act (ARPA) grant application to the Federal Economic Development Administration to request grant funds to renovate and upgrade the College Place Wastewater Treatment Plant, it:

Will comply with applicable provisions of Title I of the Housing and Community Development Act of 1974, as amended, and other applicable state and federal laws;

Has provided and will provide opportunities for citizen participation that satisfy the CDBG requirements of 24 CFR 570.486;

Will not use assessments against properties owned and occupied by low- and moderate-income persons or charge user fees to recover the capital costs of CDBG-funded public improvements from low- and moderate-income owner-occupants;

Has established or will establish a plan to minimize displacement as a result of activities assisted with CDBG funds; and assist persons actually displaced as a result of such activities, as provided in the Uniform Relocation Assistance and Real Property Acquisition Policies Act of 1970, as amended;

Has adopted or will adopt a policy(s) to reduce greenhouse gas emissions in accordance with RCW 70.235.070 and certifies this project will adhere to this policy(s);

Will conduct and administer its program in conformance with Title VI of the Civil Rights Act of 1964 and the Fair Housing Act; and will affirmatively further fair housing (Title VIII of the Civil Rights Act of 1968); and

Has adopted (or will adopt) and enforce a policy prohibiting the use of excessive force by law enforcement agencies within its jurisdiction against any individuals engaged in nonviolent civil rights demonstrations; and has adopted (or will adopt) and implement a policy of enforcing applicable state and local laws against physically barring entrance to or exit from a facility or location that is the subject of such nonviolent civil rights demonstration within its jurisdiction, in accordance with Section 104(1) of the Title I of the Housing and Community Development Act or 1974, as amended; and

City of College Place, Washington designates Mr. Mike Rizzitiello – City Administrator as the authorized representative to act in all official matters in connection with this application and City of College Place's participation in the Federal Economic Development Administration (EDA) grant program.

Clerical Corrections. The City Clerk is authorized to make necessary clerical corrections to this resolution including, but not limited to, the correction of scrivener's/clerical errors, references, resolution numbering, section/subsection numbers and any references thereto.

Effective Date**.** This resolution shall take effect and be in full force upon its passage as provided by law.

PASSED by the City Council of the City of College Place, Washington, this 24th day of August, 2021.

Attest:

Norma L. Hernández, Mayor

Lisa R. Neissl, CMC
City Clerk

EDA: AMERICAN RESCUE PLAN

ECONOMIC ADJUSTMENT ASSISTANCE

Providing the Building Blocks for Success

EDA's American Rescue Plan **Economic Adjustment Assistance** program makes $500 million in Economic Adjustment Assistance grants available to American communities.

The Economic Adjustment Assistance program is EDA's most flexible program, and grants made under this program will help hundreds of communities across the nation plan, build, innovate, and put people back to work through construction or non-construction projects designed to meet local needs.

A wide range of technical, planning, workforce development, entrepreneurship, and public works and infrastructure projects are eligible for funding under this program.

As part of the $300 million **Coal Communities Commitment**, EDA will allocate at least $200 million of the Economic Adjustment Assistance funding to support coal communities.

WHO SHOULD APPLY

Eligible applicants for EDA's Economic Adjustment Assistance program include a(n):

- District Organization of an EDA-designated Economic Development District
- Indian Tribe or a consortium of Indian Tribes
- State, county, city, or other political subdivision of a State, including a special purpose unit of a State or local government engaged in economic or infrastructure development activities, or a consortium of political subdivisions
- Institution of higher education or a consortium of institutions of higher education
- Public or private non-profit organization or association acting in cooperation with officials of a political subdivision of a State

Individuals or for-profit entities are not eligible.

APPLICATION DEADLINE

→ Suggested application submission date: **March 15, 2022**

Applications reviewed on a rolling basis

CONTACTS

- Please visit www.eda.gov/contact to find contact information for your Economic Development Representative.

To learn more about EDA's American Rescue Plan **Economic Adjustment Assistance**, visit eda.gov/arpa/economic-adjustment-assistance/.

Wastewater Treatment Plant Upgrade Project

This project entails the renovation of the City's Wastewater Treatment Plant (WWTP). The WWTP is located at 430 Owens Rd just west of the City. It was constructed in 2000 and is a Sequence Batch Reactor facility which processes 1.6 Million Gallons of Sewage per Day for 5,095 connections. The renovation is required per the State Department of Ecology as part of the City's NPDES Permit. This renovation project must be constructed by 2023 to satisfy the State NPDES Permit. The project cost is estimated at around **$22 million dollars**. The City is seeking State & Federal Funding partners as the cost is too big to burden utility ratepayers with.

- Increases storage capacity at the WWTP to prevent discharge to Garrison Creek during the critical period.
  - Required to be constructed by the end of 2023 per compliance schedule in NPDES Permit – which disallows discharge to Garrison Creek from May through October.
  - Improves water quality in Garrison Creek – tributary of the Walla Walla River which TMDL restrictions for bacteria, temperature, pH, toxics, and dissolved oxygen.
  - New storage lagoon will allow storage of effluent in slowly throughout the winter – which will eventually be irrigated onto crops; and will also store effluent in September and October – which will eventually be disinfected and discharged into Garrison Creek.
- Project includes
  - New 50 MG effluent storage lagoon.
  - Pump station to pump effluent up to new lagoon.
  - New irrigation pump station and distribution system to irrigate existing 110 acres of crops.
  - New system to disinfect lagoon effluent and allow discharge to Garrison Creek during non-critical period.
  - Improvements to existing influent screens.
- Financing
  - Estimated construction cost of $20 million.
  - City self-funded a Facility Plan ($235,000) in 2017 to 2018.
  - Submitted for State Ecology funding for design ($2.5 million) in Fall 2018 – was ranked #4 and fully funded.
- Project Schedule
  - City has secured 80-acre parcel which will be site for new storage lagoon.
  - City has selected engineer and design is underway.
  - Design will be completed by end of 2021.
  - Anticipate application for Washington State Department of Ecology funding in Fall 2021 and construction during 2022 and 2023.

Project Map

Site Plan

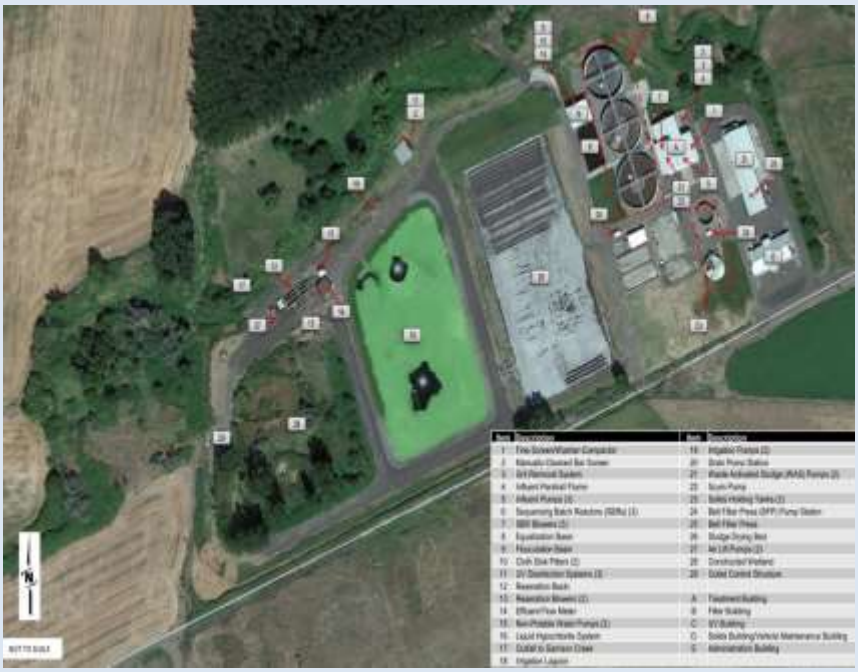

Please direct questions and concerns to: Mr. Paul Hartwig – Public Works Director, College Place City Hall – 625 S. College Ave, Phone: (509)-394-8526, Email: phartwig@cpwa.us

APPENDIX

Crimes are mostly found in Title 9 and Title 9A of the Revised Code of Washington; drug crimes are found in Title 69.

Title 9 governs the following:

- Abortion
- Abandoned Refrigeration Equipment
- Advertising/Brands and Marks/Corporations/Telecommunications
- Sabotage/subversive activities/treason
- Crimes relating to Animals
- Barratry (unlawful practice of law)
- Bidding Offenses (formerly bribery)
- Court interference/crimes relating to juries
- Escape
- Identity crimes
- False representation concerning financial credit
- Crimes relating to fire
- Firearms and dangerous weapons
- Frauds and swindles
- Gambling
- Inhaling toxic fumes
- Crimes relating to state legislature
- Malicious mischief
- Malicious prosecution
- Nuisance
- Obscenity and pornography
- Sexual exploitation of children (child pornography)
- Witness of crime against child
- Perjury
- Crimes relating to flags
- Miscellaneous crimes (denial of civil rights, railroad and transit crimes/leaving child in car/food stamp crimes/tree spiking/interfering with search and rescue, guide, or service dog)

Title 9A governs:

- Homicide
- Assault
- Kidnapping, unlawful imprisonment, custodial interference, luring, trafficking, and slavery

- Criminal mistreatment
- Sex offenses
- Arson, reckless burning and malicious mischief
- Crimes relating to lasers
- Interference with health care facilities or providers
- Burglary and trespass
- Theft and robbery
- Crimes related to identification documents
- Fraud
- Defrauding public utility
- Family offenses
- Bribery and corruption
- Perjury and interference with official proceedings
- Obstructing governmental operation
- Abuse of office
- Profiteering
- Money laundering
- Public disturbances
- Disclosing intimate images (revenge porn)
- Indecent exposure and prostitution
- Cyber crimes

Title 69 – Food, drugs, cosmetics, and poisons

- Chapter 69.40 – crimes related to poisons and dangerous drugs
- Chapter 69.41 – crimes related to legend drugs and prescription drugs
- Chapter 69.43 – crimes related to precursor drugs
- Chapter 69.50 – Uniform Controlled Substance Act – crimes related to federal scheduled drugs, marijuana, drug paraphernalia, illegal possession, manufacturing or selling, counterfeit substances, prescriptions
- Chapter 69.51A – crimes related to medical cannabis
- Chapter 69.52 – imitation controlled substances
- Chapter 69.53 – use of building for unlawful drugs
- Chapter 69.55 – crimes related to ammonia
- Chapter 69.75 – crimes related to dextromethorphan (cough suppressant)

Other RCW crimes:

Title 16 – Animals and Livestock

- Chapter 16.08 – dangerous dogs
- Chapter 16.30 – dangerous wild animals
- Chapter 16.52 – prevention of cruelty to animals

- Chapter 16.54 – abandon animals

Title 17 – Weeds, Rodents and Pests – crimes related to weeds, rodents, pests, pesticide, plant diseases

Title 18 – Businesses and Professions

- Chapter 18.108 – massage practitioners

Title 19 – Business Regulations

- Chapter 19.48 – Obtaining hotel, restaurant, lodging house, ski area etc. accommodations by fraud
- Chapter 19. 60 – crimes related to pawnbrokers and secondhand dealers
- Chapter 19.290 – crimes related to metal property
- Chapter 19.320 – human trafficking

Title 22 – Warehousing and deposits – crimes related to bill of lading and receipts

Title 26 – Domestic Relations

- Chapter 26.50 – Domestic violence prevention

Title 27 – Archaeological sites and resources

- Chapter 27.53 – crimes related to archaeological sites and resources
- Chapter 27.44 – crimes related to [Native American] graves and records

Title 28A – Common School Provisions

- Chapter 28A.635 – offenses relating to school property and personnel

Title 28B – Higher Education

- Chapter 28B.570 – interfering by force or violence with administrator, faculty or student
- Chapter 28B.571 – intimidating administrator, faculty, student by threat of force or violence
- Chapter 28B.901 and .902 – hazing and participating in or promoting hazing

Title 29A – Elections

- Chapter 29A.84 – Crimes and Penalties relating to registration, ballots, voting, voting machines, bribing, voting center, canvassing, certifying, and defacing or removing political advertising

Title 30A – Washington Commercial Bank Act

- Chapter 30A.12 – crimes related to officers, employees, and stockholders

Title 32 – Washington Savings Bank Act

- Chapter 32.04 – falsification, and concealing or destroying evidence

Title 38 – Militia and Military Affairs

- Chapter 38.32 – buying or receiving military property

Title 40 – Public Documents, Records, and Publications

- Chapter 40.16 – injury to, misappropriation of, or offering false document for filing/recording

Title 42 – Public Officers and Agencies

- Chapter 42.20 – misconduct of public officers – false report or certificate; false claim for payment, misappropriation of accounts, disobeying mandatory requirement of office

Title 66 – Alcoholic Beverage Control

- Chapter 66.44 – Enforcement and penalties – no license; open container; illegal purchase, possession, or transportation; prohibited sales; furnishing to minor; serving and carrying

Title 67 – Sports and recreation – convention facilities

- Chapter 67.08 – unlicensed activity; promoting combative fighting
- Chapter 67.70 – sale of lottery tickets to minor; unlicensed sales

Title 70 – Public health and safety

- Chapter 70.54 – Miscellaneous health and safety provisions – pollution of water/watershed; exposing contagious disease; ambulance and driver requirements
- Chapter 70.74 – Washington state Explosives Act – crimes relating to manufacture, possession, sale, storage, use and reporting explosives
- Chapter 70.77 – State Fireworks Law – crimes relating to licensing, sale, transport, possession and discharge
- Chapter 70.85 – 911 and telephone communication in hostage situations
- Chapter 70.94 – Washington Clean Air Act – crimes related to discharges
- Chapter 70.108 – Outdoor music festivals – drugs, unaccompanied minors and firearms prohibited
- Chapter 70.120 – motor vehicle emission control – crimes related to inspections, emission and equipment standards
- Chapter 70.122 – Natural Death Act – crimes related to health directives
- Chapter 70.124 – abuse of patients – failure to report abuse or neglect
- Chapter 70.155 – tobacco – access to minors
- Chapter 70.160 – smoking in public places
- Chapter 70.345 – crimes related to vapor products

Title 77 – Fish and Wildlife – grants authority to enact and enforce rules and punishment for violation thereof

Title 79A – Public Recreational Lands

- Chapter 79A.45 – skiing and commercial ski activity closed to the public

Title 81 – Transportation

- Chapter 81.48 – crimes related to railroads and trains

Title 90 – Water Rights – Environment

- Chapter 90.03 – Water code – unlawful use, diversion, obstruction

Additional information by code section:

CPMC 9.04.005(C) – Severability clause, establishes that all terms and sections are independently valid. If any portion is declared unconstitutional, void, or otherwise invalid, the remaining stays effective and the City may continue to prosecute the valid portions.

CPMC 9.04.005(D) – Clearly and affirmatively states that the City wants and is taking jurisdiction to prosecute state crimes.

CPMC 9.04.005(E) – State law refers to other state laws in the criminal context for various purposes including offender score or prior convictions (for sentencing purposes), violation of an out of state protection order and the like. This section permits the City to recognize and prosecute based upon other state's laws that affect the prosecution of Washington state laws. This language is taken directly from RCW.

CPMC 9.04.005(F) – Ensures there is no "gap" in the City's ability to prosecute crimes when state law changes. For example, if the state, on January 1, 2021 passes a law changing a criminal RCW, but the law does not go into effect until January 1, 2022, the prior version of the law remains in effect throughout 2021. This section ensures the City's ability to prosecute under the prior version despite the date the legislature passes the law.

CPMC 9.04.005(G) – Ensures there is no "gap" in the City's ability to prosecute crimes. For example, a person commits the crime of theft in the 3rd degree, a gross misdemeanor, on January 1, 2021 and the City files charges (charging document is filed with the court who summons the defendant to court to answer the charges) against the suspect on March 1, 2021. If the state changes the crime from misdemeanor to a gross misdemeanor, to go into effect on February 1, 2021, because the proposed City code calls for the automatic adoption of any changes to the state law, if the City does not declare that the older version remains in effect, the City would be unable to prosecute the crime as there is a "gap" in the City's jurisdiction over the act committed on February 1, 2021. We want to be able to prosecute older versions of the crime. An example at the state level (felonies), occurs with cold cases. If a person is killed in 1998, but investigators don't solve the case until 2021, the state (through the county prosecutor's office) would file charges based upon the law in effect at the time of the crime; the 1998 version. This section permits the City to prosecute crimes under the older version by declaring it is to remain in effect for this purpose.

CPMC 9.04.005(J) – Public duty doctrine, codifies the legal concept that the City owes a duty to no individual person or group of people, rather the City owes a duty to the public as a whole. Under the law, if a City is found to owe a duty to an individual and the City breaches that duty, the individual would have a valid claim against the City. For example, if the City were to pass a law that states it will or it must charge and prosecute all thefts and the City chooses not to charge and prosecute a person, the victim of the theft would have a cause of action against the City. While not absolute, this section protects the City from such liability.

CPMC 9.04.005(M) – Mirrors state law.

CPMC 9.04.010(A) – Adopts all misdemeanors and gross misdemeanors defined in RCW.

CPMC 9.04.010(B) – Adopts Chapter 9A.28 RCW which reclassifies class C felonies as gross misdemeanors when the criminal allegation is an attempt to commit a class C felony, solicitation to commit a class C felony, or conspiring to commit a class C felony.

CPMC 9.04.010(C) – While the interplay between local and state defined crimes is beyond the scope of this memorandum, generally, should the City decide to define a crime differently than the state RCW, the City's code trumps the state's. While the City cannot punish a crime defined in state law to a lesser degree, the City can punish a crime to a greater degree. For example, the crime of DUI is punishable by up to 364 days in jail. The City cannot pass a law that the crime of DUI committed in the City is punishable by up to 90 days in jail. This section assures the intent of the City is fulfilled.

CPMC 9.04.010(D) – List of the most common and usual crimes charged and prosecuted in College Place. Municode will provide links to the state RCW.

CPMC 9.04.010(E) – While not clear under the law as to whether the City would have jurisdiction of the uniquely identified area of domestic violence under state law, it is recommended the City specifically adopt those portions which address domestic violence to assure the City's ability to enforce and to generally provide notice to the public through code adoption.

CPMC 9.04.020(A) – This section serves to assure all amendments to RCWs adopted by the City by reference are automatically adopted by the City to retain the City's jurisdiction to prosecute the crimes.

CPMC 9.04.020(B) – This section serves to assure all new crimes are automatically adopted by the City to assure the City's jurisdiction to prosecute the crimes.

CPMC 9.04.020(C) and (D) – State law places affirmative duties on county prosecutors, OPD, and the state in regards to criminal matters. I recommend adoption of this section to assure the City is not substituted in, becoming responsible for fulfilling those duties. For example, county prosecutors are required to provide access to a defense attorney for all juveniles suspected of a crime before a law enforcement officer may interrogate the juvenile. This obligation should stay with the county prosecutor because any benefit to the City in providing a defense attorney most likely would be greatly outweighed by the cost.

MEMO

ATTORNEY-CLIENT PRIVILEGED

TO: **City Counsel; Mayor Norma Hernandez; City Administrator Mike Rizzitiello**

FROM: **Rea Culwell, City Attorney**

Date: **August 19, 2021**

Re: **Adoption of RCW relating to Crimes – Recommended Immediate Action**

While the College Place Police Department can enforce state law, in addition to any regulation the City has adopted, the City cannot prosecute any individual for non-traffic[1] related crimes defined by state statute if the City has not adopted the state statute within its code or alternatively, enacted its own code defining the crimes.

The City has adopted state criminal laws in a somewhat ad hoc manner and not clearly in consideration of amendments to and passage of new state laws.

I recommend the City modify its code to reflect the City's intent to enforce and prosecute state criminal laws and to accommodate future amendments and passage of new laws. To do so should eliminate the necessity to further modify the City's code as state law changes. In considering this recommendation, I note that law enforcement officers have discretion as to whether to cite and/or arrest for nearly all crimes (domestic violence related crimes and DUI are mandatory arrest) and the City has discretion in prosecuting criminal matters. Nothing in adopting the recommended code will change this discretion.

District Court (Court of Limited Jurisdiction) has jurisdiction over misdemeanors (punishable by up to 90 day confinement and $1000 criminal fine) and gross misdemeanors (punishable by up to 364 day confinement and $5000 criminal fine) and is where College Place prosecutes misdemeanors and gross misdemeanors that occur in the City. All felonies and, for the most part, all juvenile crimes are prosecuted by the county prosecutor in Superior Court.

<u>Washington state criminal laws generally</u>:

See Appendix hereto

[1] Title 46 of the RCW governs Motor Vehicles and can be prosecuted by College Place regardless of adoption of any code by reference to the RCW or otherwise.

Proposed amendment to CPMC:

Title 9-CRIMINAL CODE

Chapter 9.04 – CRIMINAL CODE

9.04.005 – Preamble. **[new section]**

A. This title shall be known and may be cited as the "College Place Criminal Code."

B. As used in this title, "RCW" shall mean the Revised Code of Washington.

C. If any chapter, section, subsection, sentence, or provision of this title, or its application to any person or circumstance is held invalid, the remainder of this title, or the application of the chapter, section, subsection, sentence, or provision to other persons or circumstances is not affected, and to this end, the chapters, sections, subsections, sentences and provisions of this title are declared to be severable.

D. By adopting Washington State statutes by reference in this title, the City intends to assume jurisdiction over and become the jurisdictional authority for the enforcement and prosecution of misdemeanor and gross misdemeanor crimes committed within the City of College Place. Whenever the word "state" shall appear in any statute adopted by reference in this title, the word "city" shall be substituted therefor; provided, however, the term "city" shall not be substituted for the term "state" in those circumstances that set forth administrative or licensing duties of the state and its subdivisions.

E. Whenever a state statute specifically adopted in this title refers to another state statute not specifically adopted in this title, the statute referred to shall be given the force and effect necessary to enforce the statute adopted in this title.

F. Any state statute that is adopted by reference in this title and which is later amended, repealed, or recodified shall remain in full force and effect until the effective date of the legislative act that repeals, recodifies, or amends the state statute. The amendment or recodification of any state statute adopted by reference in this title shall retain its full force and effect as part of this title subsequent to the effective date of its amendment or recodification.

G. The provisions of this title do not apply to or govern the construction of or punishment for any offense committed prior to the effective date of the ordinance codified in this title or to the construction and application of any defense to a prosecution for such offense. Such an offense shall be construed and punished according to the provisions of the law existing at the time of the commission of the offense in the same manner as if this title had not been enacted. The provisions of this title shall apply to any offense committed on or after its effective date unless otherwise expressly provided or unless

the context otherwise requires and shall also apply to any defense to prosecution for such an offense.

H. When issuing a citation, information, or complaint for the violation of any section of the RCW adopted by this title, it shall be sufficient for a law enforcement officer or prosecutor to cite to and refer to the RCW section number.

I. Title, chapter, section and subsection captions are for organizational purposes only and shall not be construed as part of this title.

J. The provisions of this title are intended to create a duty to the public in general and not to create any duty to individuals or to any particular class of individuals. These provisions are not for the protection of any person or class of persons and do not create or afford a benefit or privilege to any person.

K. Unless otherwise provided in this title, violation of any provision of this title shall be punishable by:

1. Gross Misdemeanor. Every person convicted of a gross misdemeanor shall be punished by imprisonment in jail for a maximum term fixed by the court of not more than 364 days, or by a fine in an amount fixed by the court of not more than $5,000, or by both such imprisonment and fine.

2. Misdemeanor. Every person convicted of a misdemeanor shall be punished by imprisonment in jail for a maximum term fixed by the court of not more than 90 days, or by a fine in an amount fixed by the court of not more than $1,000, or by both such imprisonment and fine.

3. Any criminal violation not specifically designated as a gross misdemeanor shall be a misdemeanor and a violation shall be punishable pursuant to subsection 2 here.

L. The following persons are subject to punishment:

1. The following persons are liable to punishment:

2. A person who commits in the city any crime, in whole or in part.

3. A person who commits out of the state any act which, if committed within the city, would be theft and is afterward found in the city with any of the stolen property.

4. A person who being out of the state, counsels, causes, procures, aids, or abets another to commit a crime in the city.

5. A person who, being out of the state, abducts or kidnaps by force or fraud, any person, contrary to the laws of the place where the act is committed, and brings, sends, or conveys such person into the city.

6. A person who commits an act without the state which affects persons or property within the city, which, if committed within the city, would be a crime.

7. A person who, being out of the state, makes a statement, declaration, verification, or certificate under chapter 5.50 RCW which, if made within the city, would be perjury.

8. A person who commits an act onboard a conveyance within the state of Washington, including the airspace over the state of Washington, that subsequently lands, docks, or stops within the city which, if committed within the city, would be a crime

9.04.010 – State statutes adopted by reference. [amended section]

A. Notwithstanding the RCW sections that are specifically adopted by reference in this title or any other title in the CPMC, all RCW sections that constitute misdemeanors and gross misdemeanors and the RCW sections necessary for the investigation, arrest, detainment, prosecution, sentencing, confinement, punishment and enforcement of misdemeanors and gross misdemeanors are hereby adopted by reference as currently enacted or as hereafter amended or recodified from time to time, and shall be given the same force and effect as if set forth herein in full.

B. All crimes classified by RCW as class C felonies are hereby adopted by reference for the purposes of charging a gross misdemeanor for a violation of any of the crimes set forth in Chapter 9A.28 RCW, and as amended, and subject to the provisions of subsection A of this section.

C. Should any RCW conflict with any provision of the CPMC as it pertains to classification of crime or penalty, or both, the CPMC shall govern as permitted by law. Nothing in this section shall serve to limit the county, state, or other authority from enforcing the laws within the City of College Place. Nothing in this chapter shall limit or replace remedies available to the city pursuant to any applicable law.

D. The following RCW sections adopted by reference by the city of College Place are listed here for ease of reference by the public and are not intended to limit the city's authority in this Chapter.

Chapter 9.08 – Crimes related to animals
Chapter 9.35 – Identity Crimes (theft)
Chapter 9.40 – Fire, Crimes Relating to
Chapter 9.41 – Firearms and Dangerous Weapons
Chapter 9.61 – Malicious mischief –Injury to property
Chapter 9.68A – Sexual Exploitation of Children
Chapter 9.73 – Privacy, violating right of
Chapter 9A.36 – Assault – Physical harm

Chapter 9A.40 – Kidnapping, Unlawful Imprisonment, Custodial Interference, Luring, Trafficking, and coercion of involuntary servitude
Chapter 9A.42 – Criminal mistreatment
Chapter 9A.44 – Sex offenses
Chapter 9A.46 – Harassment
Chapter 9A.48 – Arson, reckless burning, and malicious mischief
Chapter 9A.52 – Burglary and trespass
Chapter 9A.56 – Theft and robbery
Chapter 9A.72 – Perjury and interference with official proceedings
Chapter 9A.88 – Indecent exposure – Prostitution

E. Domestic violence, protection orders, and enforcement statutes – Adopted by reference. The following RCW sections are adopted by the City. The omission of any specific reference to a state law in no way precludes said laws applicability to the city conferred in this Chapter.

Chapter 10.99 – Domestic violence
Chapter 26.09.300 – Domestic relations – Dissolution proceedings – restraining orders
Chapter 26.10.220 – Domestic relations – Nonparental actions for child custody – restraining orders
Chapter 26.50 – Domestic violence prevention

Chapter 215, Laws of 2021, section 56 – Violations and enforcement of civil protection orders.
Chapter 215, Laws of 2021, section 57 – Enforcement and penalties – Antiharassment
Chapter 215, Laws of 2021, section 58 – Penalties – Extreme risk protection orders.
Chapter 215, Laws of 2021, section 45 – Surrender of firearms – extreme risk protection orders.
Chapter 215, Laws of 2021, section 60 – Enforcement – prosecutor assistance.

9.04.020 – Statutory provisions – Amendments, changes and additions included. [amended section]

A. The amendment, addition, deletion, repeal, or recodification by the Washington State Legislature of any section of any of the adopted statues shall be deemed to amend this chapter and the statutes contained in this chapter which are adopted by reference in conformity with the amendment, addition, deletion, repeal or recodification and it shall not be necessary for the legislative authority of the city to take any action with respect to such addition, deletion, repeal, or recodification as provided by RCW 35A.12.140.

B. Should the Washington State Legislature pass any legislation defining any act or omission as a crime, or proscribe the authority of a municipality to investigation, arrest, detain, prosecute, sentence, confine, punish or enforce misdemeanors and gross misdemeanors said laws are hereby adopted by reference and it shall not be necessary for the legislative authority of the city to take any action with respect to said legislation and the city shall have all authority to act according to said legislation, except for those

provisions which permit the city to, in whole or in part, enact preemptive ordinances and the city has enacted, in whole, or in part, preemptive ordinances.

C. In addition to section D to this section, the city specifically excludes from adoption of said legislation any duty placed upon the County Prosecutor, County Prosecutor's Office, Office of Public Defense, or state of Washington, or any representative thereof, to act, or to reimburse, compensate, confer anything of monetary value, or defend and hold harmless any person or entity. Such exclusion shall not affect the city's ability to enforce this Title.

D. The following RCW section as currently enacted or as further amended or recodified are not adopted by the city of College Place:

1. Chapter 4.100 RCW – WRONGLY CONVICTED PERSONS.

2. RCW 9A.16.046 – Justifiable homicide or use of deadly force by peace officer – Reimbursement of defendant for costs.

3. RCW 9A.16.110 – Defending against violent crime –reimbursement.

4. Any and all statutory provisions which permit or require the state reimburse or pay any individual or entity in association with arrest, detainment, prosecution, conviction, and/or punishment.

9.04.030 - RCWs available to the public. [no change]

The enactments of the state legislature adopted by reference in this chapter are available in the Revised Code of Washington. A copy of the Revised Code of Washington containing such enactments shall be made available for the use and examination by the public.

9.04.040 - Disposition of fines and forfeitures. [no change]

All fines and forfeitures collected upon conviction or upon the forfeiture of bail of any person charged with a violation of any of the provisions of this chapter shall be paid into the general fund of the city.

9.04.050 - Disposal of forfeited firearms. [no change]

Firearms that are: (A) judicially forfeited and no longer needed for evidence; or (B) forfeited due to a failure to make a claim under RCW 63.32.010 or RCW 63.40.010; and not retained by the city police department subject to RCW 9.41.098, must be destroyed by the chief of police, except that antique firearms or firearms of historical significance under RCW 9.41.098 must be auctioned or traded to licensed dealers. All proceeds of an auction shall be placed in the general fund.

Changes to current Code

~~9.04.010 - Adoption generally.~~

~~All misdemeanors and gross misdemeanor criminal behavior as defined by state enactment is adopted by the city, and the city municipal court is given jurisdiction to prosecute such either by citation referencing this chapter or the applicable state statute; and further provided, that police officers of the city shall, to the extent provided by state law, have the authority and jurisdiction to arrest for and initiate citation and prosecution for violations of state enactments by authority of this chapter.~~

(Ord. No. 17-036, § 1, 10-10-2017)

~~9.04.011 - Adoption of state laws—1998.~~

~~There is adopted by reference all provisions of any enactment of the state legislature up to and through the year 1998, not previously adopted by reference, and establishing a misdemeanor or gross misdemeanor for criminal behavior, otherwise enforceable by the state within the city, to become a misdemeanor or gross misdemeanor of the city, and to the extent otherwise enforceable by the state, shall likewise be enforceable by the city, through the Walla Walla District Court acting as the College Place municipal court, its police department, its prosecuting authority, all in the same manner and fashion as such enactment may be enforced or prosecuted in the name of the state.~~

~~9.04.012 - Adoption of additional state laws.~~

~~The following statutes of the state of Washington (now in effect and as subsequently amended) are adopted by reference as if set forth in full: Section 1, Chapter 24, Laws of 1998; Sections 3(1), 3(2), and 4, Chapter 134, Laws of 1998; Section 1, Chapter 317, Laws of 1998; RCW 9A.56.050, 9A.56.140(3) and (4), and 9A.56.170.~~

(Ord. No. 17-036, § 1, 10-10-2017)

~~9.04.020 - City penalties same as state.~~

~~The maximum or minimum penalty for an act that constitutes a crime under city law shall be the same as the penalty prescribed for that crime under state law~~.

(Ord. No. 17-036, § 1, 10-10-2017)

City of College Place, Washington
ORDINANCE NO. 21-xxx

AN ORDINANCE OF THE CITY COUNCIL OF THE CITY OF COLLEGE PLACE, WASHINGTON AMENDING COLLEGE PLACE MUNICIPAL CODE TITLE 9 – PEACE, MORALS AND WELFARE.

Whereas, the City of College Place is a non-charter code city governed by the rules and regulations of RCW 35A; and

Whereas, the City of College Place pursuant to the Washington State Constitution, has the police power to regulated business activities within the City; and

Whereas, RCW 35A.11.020 allows non-charter code cities to adopt and enforce ordinances pertaining to local affairs; and

Whereas, the City desires to retain legal jurisdiction to prosecute crimes identified as misdemeanors and gross misdemeanors by Washington state law; and

Whereas, for the safety and welfare of the public, the City should generally adopt by reference those portions of the Revised Code of Washington that define crimes to permit the City to charge and prosecute said crimes;

Whereas, revisions to College Place Municipal Code (CPMC) chapter 9.04 serve this purpose; and

Now therefore, it is hereby resolved by the City Council of the City of College Place, Washington, as follows:

Section 1: Add section 9.04.005, repeal sections 9.04.011 and 9.4.012, and modify Title 9 heading, Chapter 9.04 heading, and section 9.04.010 to the CPMC.

Title 9-PUBLIC PEACE~~, MORALS~~ AND WELFARE [amended]

Chapter 9.04 – ~~STATE~~CRIMINAL CODE ~~PROVISIONS~~ [amended]

9.04.005 – Preamble. [new section]

A. This title shall be known and may be cited as the “College Place Criminal Code.”

B. As used in this title, “RCW” shall mean the Revised Code of Washington.

C. If any chapter, section, subsection, sentence, or provision of this title, or its application to any person or circumstance is held invalid, the remainder of this title, or the application of the chapter, section, subsection, sentence, or provision to other persons or circumstances is not affected, and to this end, the chapters, sections, subsections, sentences and provisions of this title are declared to be severable.

D. By adopting Washington State statutes by reference in this title, the City intends to assume jurisdiction over and become the jurisdictional authority for the enforcement and prosecution of misdemeanor and gross misdemeanor crimes committed within the City of College Place. Whenever the word “state” shall appear in any statute adopted by reference in this title, the word “city” shall be substituted therefor; provided, however, the term “city” shall not be substituted for the term “state” in those circumstances that set forth administrative or licensing duties of the state and its subdivisions.

E. Whenever a state statute specifically adopted in this title refers to another state statute not specifically adopted in this title, the statute referred to shall be given the force and effect necessary to enforce the statute adopted in this title.

F. Any state statute that is adopted by reference in this title and which is later amended, repealed, or recodified shall remain in full force and effect until the effective date of the legislative act that repeals, recodifies, or amends the state statute. The amendment or recodification of any state statute adopted by reference in this title shall retain its full force and effect as part of this title subsequent to the effective date of its amendment or recodification.

G. The provisions of this title do not apply to or govern the construction of or punishment for any offense committed prior to the effective date of the ordinance codified in this title or to the construction and application of any defense to a prosecution for such offense. Such an offense shall be construed and punished according to the provisions of the law existing at the time of the commission of the offense in the same manner as if this title had not been enacted. The provisions of this title shall apply to any offense committed on or after its effective date unless otherwise expressly provided or unless the context otherwise requires and shall also apply to any defense to prosecution for such an offense.

H. When issuing a citation, information, or complaint for the violation of any section of the RCW adopted by this title, it shall be sufficient for a law enforcement officer or prosecutor to cite to and refer to the RCW section number.

I. Title, chapter, section and subsection captions are for organizational purposes only and shall not be construed as part of this title.

J. The provisions of this title are intended to create a duty to the public in general and not to create any duty to individuals or to any particular class of individuals. These provisions are not for the protection of any person or class of persons and do not create or afford a benefit or privilege to any person.

K. Unless otherwise provided in this title, violation of any provision of this title shall be punishable by:

1. Gross Misdemeanor. Every person convicted of a gross misdemeanor shall be punished by imprisonment in jail for a maximum term fixed by the court of not more than 364 days, or by a fine in an amount fixed by the court of not more than $5,000, or by both such imprisonment and fine.

2. Misdemeanor. Every person convicted of a misdemeanor shall be punished by imprisonment in jail for a maximum term fixed by the court of not more than 90 days, or by a fine in an amount fixed by the court of not more than $1,000, or by both such imprisonment and fine.

3. Any criminal violation not specifically designated as a gross misdemeanor shall be a misdemeanor and a violation shall be punishable pursuant to subsection 2 here.

L. The following persons are subject to punishment:

1. The following persons are liable to punishment:

2. A person who commits in the city any crime, in whole or in part.

3. A person who commits out of the state any act which, if committed within the city, would be theft and is afterward found in the city with any of the stolen property.

4. A person who being out of the state, counsels, causes, procures, aids, or abets another to commit a crime in the city.

5. A person who, being out of the state, abducts or kidnaps by force or fraud, any person, contrary to the laws of the place where the act is committed, and brings, sends, or conveys such person into the city.

6. A person who commits an act without the state which affects persons or property within the city, which, if committed within the city, would be a crime.

7. A person who, being out of the state, makes a statement, declaration, verification, or certificate under chapter 5.50 RCW which, if made within the city, would be perjury.

8. A person who commits an act onboard a conveyance within the state of Washington, including the airspace over the state of Washington, that subsequently lands, docks, or stops within the city which, if committed within the city, would be a crime

9.04.010 – State statutes aAdoptedion by reference. [amended section]

A. Notwithstanding the RCW sections that are specifically adopted by reference in this title or any other title in the CPMC, Aall RCW sections that constitute ~~gross~~ misdemeanors and gross misdemeanors crim~~inal~~es and the RCW sections necessary for the investigation, arrest, detainment, prosecution, sentencing, confinement, punishment and enforcement of misdemeanors and gross misdemeanors, behavior as defined by state enactment is hereby adopted by the city, ~~and the city municipal court is given jurisdiction to prosecute such either by citation referencing this chapter or the applicable state statute; and further provided, that police officers of the city shall, to the extent provided by state law, have the authority and jurisdiction to arrest for and initiate citation and prosecution for violations of state enactments by authority of this chapter by reference as currently enacted or as hereafter amended or recodified from time to time,~~ and shall be given the same force and effect as if set forth herein in full are hereby adopted by reference as currently enacted or as hereafter amended or recodified from time to time, and shall be given the same force and effect as if set forth herein in full.

B. All crimes classified by RCW as class C felonies are hereby adopted by reference for the purposes of charging a gross misdemeanor for a violation of any of the crimes set forth in Chapter 9A.28 RCW, and as amended, and subject to the provisions of subsection A of this section.

C. Should any RCW conflict with any provision of the CPMC as it pertains to classification of crime or penalty, or both, the CPMC shall govern as permitted by law. Nothing in this section shall serve to limit the county, state, or other authority from enforcing the laws within the City of College Place. Nothing in this chapter shall limit or replace remedies available to the city pursuant to any applicable law.

D. The following RCW sections adopted by reference by the city of College Place are listed here for ease of reference by the public and are not intended to limit the city's authority in this Chapter.

Chapter 9.08 – Crimes related to animals
Chapter 9.35 – Identity Crimes (theft)
Chapter 9.40 – Fire, Crimes Relating to
Chapter 9.41 – Firearms and Dangerous Weapons
Chapter 9.61 – Malicious mischief –Injury to property
Chapter 9.68A – Sexual Exploitation of Children
Chapter 9.73 – Privacy, violating right of
Chapter 9A.36 – Assault – Physical harm
Chapter 9A.40 – Kidnapping, Unlawful Imprisonment, Custodial Interference, Luring, Trafficking, and coercion of involuntary servitude

Chapter 9A.42 – Criminal mistreatment
Chapter 9A.44 – Sex offenses
Chapter 9A.46 – Harassment
Chapter 9A.48 – Arson, reckless burning, and malicious mischief
Chapter 9A.52 – Burglary and trespass
Chapter 9A.56 – Theft and robbery
Chapter 9A.72 – Perjury and interference with official proceedings
Chapter 9A.88 – Indecent exposure – Prostitution

E. Domestic violence, protection orders, and enforcement statutes – Adopted by reference. The following RCW sections are adopted by the City. The omission of any specific reference to a state law in no way precludes said laws applicability to the city conferred in this Chapter.

Chapter 10.99 – Domestic violence
Chapter 26.09.300 – Domestic relations – Dissolution proceedings – restraining orders
Chapter 26.10.220 – Domestic relations – Nonparental actions for child custody – restraining orders
Chapter 26.50 – Domestic violence prevention

Chapter 215, Laws of 2021, section 56 – Violations and enforcement of civil protection orders.
Chapter 215, Laws of 2021, section 57 – Enforcement and penalties – Antiharassment
Chapter 215, Laws of 2021, section 58 – Penalties – Extreme risk protection orders.
Chapter 215, Laws of 2021, section 45 – Surrender of firearms – extreme risk protection orders.
Chapter 215, Laws of 2021, section 60 – Enforcement – prosecutor assistance.

9.04.011 – Adoption of state laws –1998. [repealed]

9.04.012 - Adoption of additional state laws. [repealed]

9.04.020 – ~~City penalties same as~~ stateStatutory provisions – Amendments, changes and additions included. [amended section]

The maximum or minimum penalty for an act that constitutes a crime under city law shall be the same as the penalty prescribed for that crime under state law.

A. The amendment, addition, deletion, repeal, or recodification by the Washington State Legislature of any section of any of the adopted statues shall be deemed to amend this chapter and the statutes contained in this chapter which are adopted by reference in conformity with the amendment, addition, deletion, repeal or recodification and it shall not be necessary for the legislative authority of the city to take any action with respect to such addition, deletion, repeal, or recodification as provided by RCW 35A.12.140.

B. Should the Washington State Legislature pass any legislation defining any act or omission as a crime, or proscribe the authority of a municipality to investigation, arrest, detain, prosecute, sentence, confine, punish or enforce misdemeanors and gross misdemeanors said laws are hereby adopted by reference and it shall not be necessary for the legislative authority of the city to take any action with respect to said legislation and the city shall have all authority to act according to said legislation, except for those provisions which permit the city to, in whole or in part, enact preemptive ordinances and the city has enacted, in whole, or in part, preemptive ordinances.

C. In addition to section D to this section, the city specifically excludes from adoption of said legislation any duty placed upon the County Prosecutor, County Prosecutor's Office, Office of Public Defense, or state of Washington, or any representative thereof, to act, or to reimburse, compensate, confer anything of monetary value, or defend and hold harmless any person or entity. Such exclusion shall not affect the city's ability to enforce this Title.

D. The following RCW section as currently enacted or as further amended or recodified are not adopted by the city of College Place:

1. Chapter 4.100 RCW – WRONGLY CONVICTED PERSONS.

2. RCW 9A.16.046 – Justifiable homicide or use of deadly force by peace officer – Reimbursement of defendant for costs.

3. RCW 9A.16.110 – Defending against violent crime –reimbursement.

4. Any and all statutory provisions which permit or require the state reimburse or pay any individual or entity in association with arrest, detainment, prosecution, conviction, and/or punishment.

Section 2: That if any section, subsection, clause, or phrase of this legislation is, for any reason held to be unconstitutional, such decision shall not affect the validity of the remaining portion of this ordinance. The City hereby declares that it would have passed this law, and each section, subsection, clause or phrase thereof, irrespective of the fact that any one or more sections, subsections, sentences, clauses and phrases be declared unconstitutional.

Section 3: That this law and the rules regulations, provisions, requirements, orders, and matters established and adopted hereby shall take effect and be in full force and effect five (5) days from and after date of its final passage and adoption.

Section 4: That the City Clerk or her designee may make any necessary changes and modifications to correct Scrivener's or formatting errors.

ADOPTED at a regular meeting of the City Council of the City of College Place, Washington held on the _____ day of _____, 2021.

Attest:

_____ _____

Norma L. Hernández, Mayor Lisa R. Neissl, CMC City Clerk

Approved as to form:

_____

Rea L Culwell, City Attorney

Daily Incident Log

Print Date/Time: 08/17/2021 16:04
Login ID: mbarr
Disposition: All

From Date: 07/01/2021 00:00
To Date: 07/31/2021 23:59

College Place Police Dept
ORI Number: WA0360200

Call	Incident Type	Incident Number	Location (Venue)	Caller Name	Rpt Req	Unit	ID #
07/01/2021 00:32	Traffic Stop	2021-00004392	NE LARCH AVE / E WHITMAN DR	,	No	414	414
						412	412
07/01/2021 06:24	Theft	2021-00004393	1700 SE MEADOWBROOK BLVD	BROOKS, CHRISTINE	Yes	408	408
						407	407
07/01/2021 07:03	Animal Call	2021-00004394	421 SW 6TH ST	PENNINGTON, JARED	No	448	448
07/01/2021 07:34	Suspicious Activity	2021-00004395	1308 CLARENCE AVE	CRAIK, AARON	No	415	415
						408	408
07/01/2021 08:02	Animal Call	2021-00004396	303 SE SCENIC VIEW DR	BURNSIDE, LARA	No	448	448
07/01/2021 10:23	Traffic Stop	2021-00004397	521 SE 4TH ST	,	No	408	408
07/01/2021 11:32	Traffic Stop	2021-00004398	TAUMARSON RD / SE COLONIAL DR	,	No		
07/01/2021 12:00	Premises Check	2021-00004399	1100 NE C ST	,	No	408	408
07/01/2021 12:21	Traffic Stop	2021-00004400	800 SE SENTRY DR	,	No	408	408
07/01/2021 12:31	Premises Check	2021-00004401	1700 SE MEADOWBROOK BLVD	,	No	408	408
07/01/2021 13:09	Premises Check	2021-00004402	1700 SE MEADOWBROOK BLVD	,	No	415	415
						407	407
07/01/2021 13:18	Warrant Service	2021-00004403	630 SW 3RD ST	CPPD, 408	Yes	415	415
						408	408
						407	407
07/01/2021 13:28	Traffic Call	2021-00004404	SE MYRA RD / S HWY 125	BAKER, MERCEDES	No	415	415
						CPPD	
07/01/2021 13:36	Missing Person	2021-00004405	26 NE IVY LN	COWLES, BETTY	No	407	407
07/01/2021 13:40	Paper Service	2021-00004407	1100 NE C ST	,	No		
07/01/2021 14:08	Citizen Contact	2021-00004406	890 NE C ST	,	No	408	408
07/01/2021 14:11	Paper Service	2021-00004409	415 SE DATE AVE	,	No		
07/01/2021 14:12	Traffic Stop	2021-00004408	904 SE DATE AVE	,	No	415	415
07/01/2021 14:30	Animal Call	2021-00004410	521 SE DATE AVE	, ANDREW	No	448	448
07/01/2021 15:04	Premises Check	2021-00004411	1100 NE C ST	,	No	415	415

Daily Incident Log

Print Date/Time: 08/17/2021 16:04
Login ID: mbarr
Disposition: All

From Date: 07/01/2021 00:00
To Date: 07/31/2021 23:59

College Place Police Dept
ORI Number: WA0360200

Call	Incident Type	Incident Number	Location (Venue)	Caller Name	Rpt Req	Unit	ID #
07/01/2021 15:04	Premises Check	2021-00004411	1100 NE C ST	,	No	407	407
07/01/2021 16:45	Traffic Stop	2021-00004412	N COLLEGE AVE / NE A ST	,	No	413	413
07/01/2021 20:19	Paper Service	2021-00004413	415 SE DATE AVE	,	No		
07/01/2021 20:27	Theft	2021-00004414	1700 SE MEADOWBROOK BLVD	HAYES, KAYLA	Yes	415	415
						413	413
07/01/2021 20:44	Suspicious Activity	2021-00004415	870 NE MAKIAH CT	BURNETTE, GINGER	No	414	414
07/01/2021 21:16	Traffic Stop	2021-00004416	W WHITMAN DR / SW DOANS AVE	,	No	414	414
07/01/2021 21:18	Welfare Check	2021-00004417	710 S COLLEGE AVE C	HANAFIN, KEN	No	414	414
07/01/2021 21:44	Suspicious Activity	2021-00004418	11 NW EARL LN	PRITCHARD, DAVID	No	414	414
						413	413
07/01/2021 21:53	Fireworks	2021-00004419	600 SE MOUNTAIN VIEW DR BLK	WEBSTER, PAT	No	413	413
07/01/2021 22:28	Animal Found	2021-00004420	119 SW 12TH ST	MASSEY, JORDAN	No	413	413
07/01/2021 23:17	Traffic Stop	2021-00004421	NE MYRA RD / ELECTRIC AVE	,	No	414	414
Total Incidents for 07/01/2021 : 30							
07/02/2021 00:10	Suspicious Activity	2021-00004422	1700 SE MEADOWBROOK BLVD	SMITH, HILLARY	No	414	414
						413	413
07/02/2021 02:44	Alarm	2021-00004423	1117 S COLLEGE AVE	WW ELECTRIC, 1181	No	414	414
07/02/2021 07:13	Animal Call	2021-00004424	SE 12TH ST / SE CENTRAL AVE	CPPD, 448	No	448	448
07/02/2021 07:25	Animal Call	2021-00004425	812 SE BIRCH AVE	BOGGS, ALYSSA	No	448	448
						CPPD	
07/02/2021 07:41	Shoplifting	2021-00004426	1700 SE MEADOWBROOK BLVD	,	No	408	408
07/02/2021 09:24	Alarm	2021-00004427	1309 SE INDEPENDENCE DR	BRINKS HOME SECURITY,	No	415	415
						408	408
07/02/2021 12:16	Premises Check	2021-00004428	1700 SE MEADOWBROOK BLVD	,	No	408	408
07/02/2021 13:33	Premises Check	2021-00004429	1100 NE C ST	,	No	408	408
07/02/2021 13:49	Premises Check	2021-00004430	1700 SE MEADOWBROOK BLVD	,	No	415	415
						407	407

Daily Incident Log

Print Date/Time: 08/17/2021 16:04
Login ID: mbarr
Disposition: All

From Date: 07/01/2021 00:00
To Date: 07/31/2021 23:59

College Place Police Dept
ORI Number: WA0360200

Call	Incident Type	Incident Number	Location (Venue)	Caller Name	Rpt Req	Unit	ID #
07/02/2021 15:36	Welfare Check	2021-00004431	612 SW EVANS AVE	WELLS, ERIN	No	415	415
07/02/2021 16:04	Extra Patrol	2021-00004432	2089 TAUMARSON RD	STEWART, CAITLIN	No	415	415
07/02/2021 16:48	Paper Service	2021-00004433	730 SE 8TH ST	,	No	413	413
07/02/2021 17:25	Welfare Check	2021-00004434	359 SW 12TH ST	VEVERKA, DON	No	413	413
07/02/2021 18:22	Traffic Stop	2021-00004435	N COLLEGE AVE / BLALOCK DR	,	No	413	413
07/02/2021 21:43	Premises Check	2021-00004436	1700 SE MEADOWBROOK BLVD	,	No	414	414
						413	413
07/02/2021 22:20	Parking Complaint	2021-00004437	11 NW EARL LN	,	No	414	414
07/02/2021 22:53	Traffic Stop	2021-00004438	SE 4TH ST / SE ASH AVE	,	No	414	414
07/02/2021 23:22	Assist	2021-00004440	SE MYRA RD / S HWY 125	,	No	413	413
07/02/2021 23:24	Traffic Stop	2021-00004439	W WHITMAN DR / SW BADE AVE	,	No	414	414
						413	413

Total Incidents for 07/02/2021 : 19

07/03/2021 00:30	Suspicious Activity	2021-00004441	S COLLEGE AVE / SE 6TH ST	MORLAN, HEATHER	No	414	414
						413	413
07/03/2021 02:43	Open Door/Window	2021-00004442	SE 6TH ST / SE BIRCH AVE	CAMPBELL, JADEN	No	414	414
07/03/2021 07:01	Welfare Check	2021-00004443	S COLLEGE AVE / SW SILVERSTAR LN	MCMANAM, MAUREEN	No	410	410
07/03/2021 07:16	Traffic Call	2021-00004444	W WHITMAN DR / SW HOMESTEAD AVE	JENSEN, GEORGE	No		
07/03/2021 09:00	Premises Check	2021-00004445	1100 NE C ST	,	No	406	406
07/03/2021 09:07	Animal Lost	2021-00004446	215 SE 3RD ST 202	TRUJILLO, EDUARDO	No	CPPD	
07/03/2021 09:12	Suspicious Activity	2021-00004447	1700 SE MEADOWBROOK BLVD	, LOUIS	Yes	406	406
						410	410
07/03/2021 12:56	Traffic Stop	2021-00004448	SE LARCH AVE / SE 8TH ST	,	No	406	406
07/03/2021 14:47	Shoplifting	2021-00004449	1700 SE MEADOWBROOK BLVD	BROOKS, CHRISTINE	Yes	406	406
						410	410

Daily Incident Log

Print Date/Time: 08/17/2021 16:04
Login ID: mbarr
Disposition: All

From Date: 07/01/2021 00:00
To Date: 07/31/2021 23:59

College Place Police Dept
ORI Number: WA0360200

Call	Incident Type	Incident Number	Location (Venue)	Caller Name	Rpt Req	Unit	ID #
07/03/2021 14:47	Shoplifting	2021-00004449	1700 SE MEADOWBROOK BLVD	BROOKS, CHRISTINE	Yes	402	402
07/03/2021 16:31	Theft	2021-00004450	1700 SE MEADOWBROOK BLVD	CPPD, 406	Yes	416	416
						406	406
						402	402
07/03/2021 17:40	Premises Check	2021-00004451	1100 NE C ST	,	No	416	416
07/03/2021 18:13	Traffic Stop	2021-00004452	E WHITMAN DR / SE ALPINE AVE	,	No	416	416
07/03/2021 18:36	Animal Call	2021-00004453	1721 SE MEADOWBROOK BLVD	SICOCAN, STEPHANIE	No	416	416
07/03/2021 19:17	Shoplifting	2021-00004454	1700 SE MEADOWBROOK BLVD	BROOKS, CHRISTINE	Yes	409	409
07/03/2021 19:50	Animal Found	2021-00004455	105 E WHITMAN DR 1	CORBETT, RENE	No	416	416
07/03/2021 20:45	Domestic Problem	2021-00004456	1513 SE CENTRAL AVE	LARSON, DARLENE	No	416	416
						413	413
						409	409
						402	402
07/03/2021 21:28	Fireworks	2021-00004457	1624 SE RED OAK AVE	HANSENS, DONNA	No	416	416
07/03/2021 21:53	Citizen Contact	2021-00004458	NE ROSE ST / NE ASH AVE	,	No	416	416
07/03/2021 21:56	Fireworks	2021-00004459	SW BADE AVE / SW 12TH ST	,	No	402	402
07/03/2021 21:58	Traffic Stop	2021-00004460	E WHITMAN DR / NE DECCIO RD	,	No	409	409
07/03/2021 22:02	Domestic Problem	2021-00004461	1513 SE CENTRAL AVE	WHITE, CHARLENE	No	416	416
						402	402
07/03/2021 22:16	Fireworks	2021-00004462	504 SE BIRCH AVE	CC,	No	409	409
						402	402
07/03/2021 22:40	Premises Check	2021-00004463	1700 SE MEADOWBROOK BLVD	,	No	416	416
07/03/2021 22:48	Fireworks	2021-00004464	SW BADE AVE / SW 12TH ST	JAQUES, MELANIE	No	416	416
						409	409
						402	402
07/03/2021 23:39	Fireworks	2021-00004465	SE 4TH ST / SE ELM AVE	ESTES, TANNA	No	409	409

Total Incidents for 07/03/2021 : 25

Daily Incident Log

Print Date/Time: 08/17/2021 16:04
Login ID: mbarr
Disposition: All

From Date: 07/01/2021 00:00
To Date: 07/31/2021 23:59

College Place Police Dept
ORI Number: WA0360200

Call	Incident Type	Incident Number	Location (Venue)	Caller Name	Rpt Req	Unit	ID #
07/04/2021 00:55	Accident Hit and Run	2021-00004466	NE MYRA RD / W ROSE ST	ROBINS, TYSON	Yes	416	416
						409	409
07/04/2021 07:10	Domestic Physical	2021-00004467	630 SE ELM AVE	OLIVO, CAYETANO	No	410	410
07/04/2021 08:29	Traffic Stop	2021-00004468	S HWY 125 / OLD MILTON HWY	,	No	406	406
						410	410
07/04/2021 08:57	Traffic Call	2021-00004469	BUSSELL RD / MOJONNIER RD	WWFD, ERIC	No	406	406
07/04/2021 09:38	Coroner Call Out	2021-00004470	420 SE MYRA RD	DICKERSON, BARBARA	Yes		
07/04/2021 10:46	Premises Check	2021-00004471	1700 SE MEADOWBROOK BLVD	,	No	406	406
07/04/2021 13:07	Assist	2021-00004473	S HWY 125 / FARMLAND RD	,	Yes	410	410
07/04/2021 13:11	Animal Call	2021-00004472	1700 SE MEADOWBROOK BLVD	MAYER, JEREMY	No	406	406
07/04/2021 13:28	Assist	2021-00004474	STATELINE RD / S HWY 125	HARDIN, MAKAYLA	Yes	410	410
07/04/2021 13:56	Premises Check	2021-00004475	1100 NE C ST	,	No	406	406
07/04/2021 15:09	Animal Call	2021-00004476	128 SW 9TH ST	TAMAYO, SENDA	No	406	406
07/04/2021 15:53	Traffic Call	2021-00004477	NE MYRA RD / W ROSE ST	CC, F	No	406	406
07/04/2021 16:13	Shoplifting	2021-00004478	1700 SE MEADOWBROOK BLVD	ORTIZ, ELIZABETH	No	416	416
						406	406
07/04/2021 16:32	Burglary Attempted	2021-00004479	200 SE ASH AVE	COSTELLO, ISAAC	Yes	416	416
						CPPD	
07/04/2021 17:02	Animal Lost	2021-00004480	<UNKNOWN>	MEZA, GUSTAVO	No	CPPD	
07/04/2021 17:54	Premises Check	2021-00004481	1100 NE C ST	,	No	416	416
07/04/2021 18:39	911 Call	2021-00004482	327 SE 4TH ST	CC, F	No		
07/04/2021 20:09	Theft Motor Vehicle	2021-00004483	131 SW 13TH ST	CHAPMAN, JOHN	No	416	416
						CPPD	
						409	409
07/04/2021 20:22	Shoplifting	2021-00004484	1700 SE MEADOWBROOK BLVD	ORTIZ, ELIZABETH	Yes	416	416
						409	409
07/04/2021 20:44	Parking Complaint	2021-00004486	427 SE 4TH ST	ESTES, JOHN	No	416	416

Daily Incident Log

Print Date/Time: 08/17/2021 16:04
Login ID: mbarr
Disposition: All

From Date: 07/01/2021 00:00
To Date: 07/31/2021 23:59

College Place Police Dept
ORI Number: WA0360200

Call	Incident Type	Incident Number	Location (Venue)	Caller Name	Rpt Req	Unit	ID #
07/04/2021 20:56	Fireworks	2021-00004485	SE 12TH ST / SE NEWGATE DR	CC REFUSED,	No	416	416
07/04/2021 20:57	Fireworks	2021-00004487	SE LARCH AVE / SE SCENIC VIEW DR	WAGNER, GAIL	No	416	416
						409	409
07/04/2021 21:10	Fireworks	2021-00004488	938 SE SCENIC VIEW DR	SMITHE, MARIE	No	416	416
07/04/2021 21:17	Fireworks	2021-00004489	SE 4TH ST / SE BIRCH AVE	JESSICA,	No	409	409
07/04/2021 21:30	Fireworks	2021-00004490	800 SE SENTRY DR BLK	CC, M	No	416	416
07/04/2021 21:33	Fireworks	2021-00004492	SE LARCH AVE / SE SCENIC VIEW DR	NYHAGEN, MARG	No	416	416
07/04/2021 21:35	Fireworks	2021-00004491	SE LARCH AVE / SE GARRISON VILLAGE WAY	CC, F	No	409	409
07/04/2021 21:40	Fireworks	2021-00004493	SE 8TH ST / SE BIRCH AVE	STRAMPHER, SANDY	No	409	409
07/04/2021 21:56	Alarm	2021-00004494	1622 W POPLAR ST	VALLEY SECURITY,	No	409	409
07/04/2021 22:00	Shoplifting	2021-00004495	1700 SE MEADOWBROOK BLVD	,	Yes	416	416
						409	409
07/04/2021 22:13	Fireworks	2021-00004497	SE 5TH ST / SE HILLCREST DR	VAK, KELLY	No	416	416
07/04/2021 22:32	Traffic Call	2021-00004496	266 NE DECCIO RD	CASEY, STEPHANIE	No	409	409
07/04/2021 22:33	Fireworks	2021-00004499	BLALOCK DR / N COLLEGE AVE	CC, F	No	409	409
07/04/2021 22:39	Fireworks	2021-00004498	430 SE HILLCREST DR	HASON, CATHY	No	416	416
07/04/2021 22:48	< New Call >	2021-00004500	633 SE 6TH ST	STECK, SUSAN	No	416	416
07/04/2021 23:04	Fireworks	2021-00004502	SW VIRGINIA ST / SW HOMESTEAD AVE	DANE, JOHN	No	409	409
07/04/2021 23:11	Fireworks	2021-00004503	SW ANGELINA LOOP / SW VIRGINIA ST	PELLICER, JEREMY	No	416	416
						409	409
07/04/2021 23:12	Animal Lost	2021-00004501	1100 NE C ST	BURNETT, GINGER	No	CPPD	
07/04/2021 23:28	Fireworks	2021-00004504	225 SE DATE AVE	THALLEY, CORNELIA	No	416	416
07/04/2021 23:56	Fireworks	2021-00004505	1117 S COLLEGE AVE	PETER PASCONI,	No	409	409
Total Incidents for 07/04/2021 : 40							
07/05/2021 00:14	Fireworks	2021-00004506	SE 8TH ST / SE BIRCH AVE	STRAMPHER, SANDY	No	416	416

Daily Incident Log

Print Date/Time: 08/17/2021 16:04
Login ID: mbarr
Disposition: All

From Date: 07/01/2021 00:00
To Date: 07/31/2021 23:59

College Place Police Dept
ORI Number: WA0360200

Call	Incident Type	Incident Number	Location (Venue)	Caller Name	Rpt Req	Unit	ID #
07/05/2021 01:31	Assist	2021-00004507	411 SE ELM AVE	AGUIRRE, NICK	Yes	416	416
						409	409
07/05/2021 08:06	Premises Check	2021-00004508	1700 SE MEADOWBROOK BLVD	,	No	406	406
07/05/2021 08:20	Missing Person	2021-00004510	623 S COLLEGE AVE	SIMBLE, RICHARD	No	410	410
07/05/2021 08:22	Premises Check	2021-00004509	1100 NE C ST	,	No	406	406
07/05/2021 09:38	Animal Call	2021-00004511	436 SE 4TH ST	RUIZ, BROOKE	No	406	406
07/05/2021 10:36	Child Abuse	2021-00004513	31 SW ACADEMY WAY	WEBB, JEANINE	No	410	410
07/05/2021 10:48	Animal Found	2021-00004514	1117 S COLLEGE AVE	BROWN, MARGARET	No	406	406
						410	410
07/05/2021 10:56	Assist	2021-00004515	220 SW 10TH ST	LEDBETTER, MARLENE	No	406	406
						410	410
07/05/2021 12:21	Animal Lost	2021-00004516	521 SE 4TH ST	MEZA, GUSTAVO	No	CPPD	
07/05/2021 12:31	Traffic Call	2021-00004517	1417 S COLLEGE AVE	WASSER, MIKE	No	406	406
07/05/2021 12:44	Civil Problem	2021-00004518	117 SE 12TH ST	RAMOS, FLORENTINO	No	406	406
						410	410
07/05/2021 13:24	Man w/Gun	2021-00004519	757 SE MYRA RD	MARTINEZ, PEDRO	No	410	410
07/05/2021 13:37	Traffic Call	2021-00004520	1300 SE LARCH AVE BLK	WAGNER, GAIL	No	406	406
						410	410
07/05/2021 17:22	Civil Problem	2021-00004521	518 SE BIRCH AVE	SMITH, SELENA	No	416	416
07/05/2021 18:38	Premises Check	2021-00004522	1100 NE C ST	,	No	416	416
07/05/2021 18:41	Missing Person	2021-00004523	31 SW ACADEMY WAY	WESCOTT, RIKKI	No	416	416
07/05/2021 18:47	Intoxicated Person	2021-00004524	1409 S COLLEGE AVE	PHILLIPS, MICHELLE	No	416	416
						409	409
						402	402
07/05/2021 20:43	Domestic Problem	2021-00004525	1100 NE C ST	, MARISA	No	416	416
						409	409
						402	402
07/05/2021 20:45	Domestic Problem	2021-00004526	225 SE DATE AVE	LITTS, ROBERT	No	416	416

Daily Incident Log

Print Date/Time: 08/17/2021 16:04
Login ID: mbarr
Disposition: All

From Date: 07/01/2021 00:00
To Date: 07/31/2021 23:59

College Place Police Dept
ORI Number: WA0360200

Call	Incident Type	Incident Number	Location (Venue)	Caller Name	Rpt Req	Unit	ID #
07/05/2021 20:45	Domestic Problem	2021-00004526	225 SE DATE AVE	LITTS, ROBERT	No	402	402
07/05/2021 20:57	Welfare Check	2021-00004528	1421 S COLLEGE AVE 12	JACKSON, MICHAELA	No	409	409
07/05/2021 21:01	Animal Found	2021-00004530	24 NE BIRCH AVE 25	REYES, JOSUE	No		
07/05/2021 21:04	Disturbance	2021-00004527	115 SW 9TH ST 4	MCCUTCHEON, JENNIFER	No	409	409
07/05/2021 21:18	Fireworks	2021-00004529	SE BRENTWOOD PL / SE LARCH AVE	DICKSON, CINDY	No	409	409
07/05/2021 22:07	Shoplifting	2021-00004531	1700 SE MEADOWBROOK BLVD	BROOKS, CHRISTINE	Yes	416	416
						409	409
Total Incidents for 07/05/2021 : 25							
07/06/2021 00:40	Shots Fired	2021-00004532	217 PROSPECT AVE	,	Yes	416	416
						409	409
07/06/2021 03:56	Suspicious Activity	2021-00004533	SE GARRISON VILLAGE WAY / SE CREEKSIDE DR	SERRA, MIKE	No	409	409
07/06/2021 07:25	Traffic Stop	2021-00004534	W WHITMAN DR / NW EARL LN	,	No	413	413
07/06/2021 07:34	Traffic Stop	2021-00004535	W WHITMAN DR / S COLLEGE AVE	,	No	413	413
07/06/2021 08:09	Premises Check	2021-00004536	1700 SE MEADOWBROOK BLVD	,	No	406	406
						410	410
07/06/2021 08:15	Suspicious Activity	2021-00004537	WALLULA AVE / S GOSE ST	SAYLER, ERIC	No	413	413
						408	408
07/06/2021 08:33	Premises Check	2021-00004538	1100 NE C ST	,	No	406	406
						410	410
07/06/2021 08:44	Citizen Contact	2021-00004539	619 S COLLEGE AVE	LARSON, DARLENE	No	408	408
07/06/2021 08:51	Warrant Service	2021-00004541	300 W ALDER ST 1	,	No		
07/06/2021 09:02	Traffic Stop	2021-00004542	S COLLEGE AVE / SE 12TH ST	,	No	413	413
07/06/2021 09:19	Welfare Check	2021-00004543	311 NE COTTONWOOD LN	MOORE SAMUEL, MICHAEL	No	410	410
07/06/2021 09:31	Traffic Stop	2021-00004544	N COLLEGE AVE / BLALOCK DR	,	No	413	413
07/06/2021 09:33	Accident Unknown Injury	2021-00004545	1230 SE LARCH AVE	COMBS, BONNIE	No	406	406

Daily Incident Log

Print Date/Time: 08/17/2021 16:04
Login ID: mbarr
Disposition: All

From Date: 07/01/2021 00:00
To Date: 07/31/2021 23:59

College Place Police Dept
ORI Number: WA0360200

Call	Incident Type	Incident Number	Location (Venue)	Caller Name	Rpt Req	Unit	ID #
07/06/2021 09:33	Accident Unknown Injury	2021-00004545	1230 SE LARCH AVE	COMBS, BONNIE	No	410	410
						413	413
						408	408
07/06/2021 10:26	Paper Service	2021-00004546	214 SE 4TH ST	,	No		
07/06/2021 11:18	Traffic Stop	2021-00004547	830 NE ROSE ST	,	No	413	413
07/06/2021 11:43	Suspicious Activity	2021-00004548	112 SW DAVIS AVE	, MEGAN	No	410	410
						413	413
07/06/2021 11:56	Disturbance	2021-00004549	1200 SE BROADWAY AVE	PASCONI, PETER	No	406	406
						410	410
07/06/2021 12:01	Paper Service	2021-00004550	115 SE 8TH ST	,	No		
07/06/2021 12:59	Premises Check	2021-00004551	1700 SE MEADOWBROOK BLVD	,	No	408	408
07/06/2021 13:11	Paper Service	2021-00004552	730 SE 8TH ST	,	No	413	413
07/06/2021 13:22	Premises Check	2021-00004553	1100 NE C ST	,	No	408	408
07/06/2021 13:23	Illegal Dumping	2021-00004554	200 SW ACADEMY WAY	RODRIGUEZ, JOLENE	No	406	406
						413	413
07/06/2021 13:29	Accident Hit and Run	2021-00004555	1700 SE MEADOWBROOK BLVD	FAIRES, JOHN	No	410	410
07/06/2021 13:47	Civil Problem	2021-00004556	615 W WHITMAN DR	STILLMAN, MATT	No	408	408
07/06/2021 14:53	Traffic Stop	2021-00004557	1199 NE MYRA RD	,	No	408	408
07/06/2021 16:41	Suspicious Activity	2021-00004558	1100 S COLLEGE AVE 2	MARIM, MELBA	Yes	407	407
07/06/2021 16:45	Fraud	2021-00004559	1117 S COLLEGE AVE	IRVING, STEVE	Yes	413	413
07/06/2021 16:59	Traffic Stop	2021-00004560	S HWY 125 / SE MEADOWBROOK BLVD	,	No	407	407
07/06/2021 17:05	Civil Problem	2021-00004561	1513 SE CENTRAL AVE	CHINN, ROGER	No	416	416
07/06/2021 17:13	Traffic Call	2021-00004562	NW LAURELLA LN / NW B ST	REOCH, GORDON	No	407	407
07/06/2021 17:34	Death Investigation	2021-00004563	1421 S COLLEGE AVE 13	MILLER, KEITH	Yes	416	416
						406	406
						407	407

Daily Incident Log

Print Date/Time: 08/17/2021 16:04
Login ID: mbarr
Disposition: All

From Date: 07/01/2021 00:00
To Date: 07/31/2021 23:59

College Place Police Dept
ORI Number: WA0360200

Call	Incident Type	Incident Number	Location (Venue)	Caller Name	Rpt Req	Unit	ID #
07/06/2021 17:48	Civil Problem	2021-00004564	335 NE SPRUCEWOOD PL	, NICOLE	No	416	416
07/06/2021 19:05	Premises Check	2021-00004565	1100 NE C ST	,	No	416	416
						407	407
07/06/2021 19:08	Animal Call	2021-00004566	536 NE C ST	PEARSON, EDINA	No	409	409
07/06/2021 19:29	Civil Problem	2021-00004567	1200 SE BROADWAY AVE	GUILLE, CAITLYN	No	409	409
07/06/2021 19:42	Death Investigation	2021-00004568	910 NE ALDEN ST	CREWSE, KELLY	Yes	415	415
07/06/2021 21:14	Harassment	2021-00004569	1302 S COLLEGE AVE B	SLOREK, FAITH	No	409	409
07/06/2021 22:13	Premises Check	2021-00004570	1700 SE MEADOWBROOK BLVD	,	No	416	416
						415	415
						407	407
07/06/2021 22:48	Shots Fired	2021-00004571	1210 SW VIRGINIA ST	PELLICER, JEREMY	No	416	416
						415	415
						409	409
						407	407
07/06/2021 23:13	Traffic Stop	2021-00004572	S COLLEGE AVE / SE 12TH ST	,	No	412	412
						407	407
Total Incidents for 07/06/2021 : 40							
07/07/2021 00:18	Fireworks	2021-00004573	SW DAVIS AVE / SW 6TH ST	PEREZ, JESSE	No	416	416
						409	409
						407	407
07/07/2021 00:25	Traffic Stop	2021-00004574	318 SE 12TH ST	,	No		
07/07/2021 00:42	Traffic Stop	2021-00004575	1300 SE LARCH AVE ALLEY	,	No	409	409
						407	407
07/07/2021 00:43	Suspicious Activity	2021-00004576	S COLLEGE AVE / SW 10TH ST	, BJ	No	416	416
						415	415
07/07/2021 01:23	Traffic Stop	2021-00004577	12 NW EARL LN	,	No	415	415

Daily Incident Log

Print Date/Time: 08/17/2021 16:04
Login ID: mbarr
Disposition: All

From Date: 07/01/2021 00:00
To Date: 07/31/2021 23:59

College Place Police Dept
ORI Number: WA0360200

Call	Incident Type	Incident Number	Location (Venue)	Caller Name	Rpt Req	Unit	ID #
07/07/2021 01:23	Traffic Stop	2021-00004577	12 NW EARL LN	,	No	409	409
07/07/2021 07:46	Parking Complaint	2021-00004578	100 SE SUNNY DR	,	No	448	448
07/07/2021 07:58	Code Enforcement	2021-00004579	33 NW EARL LN	,	No	448	448
07/07/2021 08:31	Suspicious Activity	2021-00004580	1571 W ROSE ST	COOLEY, JIM	No	413	413
						408	408
07/07/2021 09:34	Wanted Person	2021-00004581	406 S COLLEGE AVE	, 408	Yes	413	413
						408	408
07/07/2021 11:03	Traffic Stop	2021-00004582	115 SE 8TH ST	,	No		
07/07/2021 12:15	Unknown Problem	2021-00004583	109 SW 9TH ST	HARDEN, ADRIA	No	415	415
						413	413
						408	408
07/07/2021 12:28	Suspicious Activity	2021-00004584	619 S COLLEGE AVE	WILSON, ASHLEY	No	401	401
07/07/2021 12:36	Coroner Call Out	2021-00004585	420 SE MYRA RD	DEMARCO, TRACY	No		
07/07/2021 13:43	Premises Check	2021-00004586	1700 SE MEADOWBROOK BLVD	,	No	408	408
07/07/2021 14:07	Premises Check	2021-00004587	1100 NE C ST	,	No	408	408
07/07/2021 15:29	Domestic Physical	2021-00004588	225 SE DATE AVE	LITTS, CYNTHIA	Yes	414	414
07/07/2021 16:30	Accident Non Injury	2021-00004589	NE MYRA RD / W HWY 12 OFF RAMP	BAKER, TOM	No	407	407
07/07/2021 16:52	Animal Call	2021-00004590	1700 SE MEADOWBROOK BLVD	, JASMINE	No	407	407
07/07/2021 18:14	Suspicious Activity	2021-00004591	1800 SE LARCH AVE BLK	, DAN	No	407	407
07/07/2021 19:01	Traffic Stop	2021-00004592	1641 W ROSE ST	,	No	407	407
07/07/2021 19:42	Alarm	2021-00004593	1117 S COLLEGE AVE	CC, OPT 447	No	407	407
						401	401
07/07/2021 19:45	Traffic Call	2021-00004595	S HWY 125 / TAUMARSON RD	CC, PASSERBY	No		
07/07/2021 20:08	Paper Service	2021-00004594	317 NE KINGWOOD PL	,	No	415	415
						407	407
						401	401
07/07/2021 21:24	Disturbance	2021-00004596	317 NE KINGWOOD PL	MADSON, STEVE	No	415	415

Daily Incident Log

Print Date/Time: 08/17/2021 16:04
Login ID: mbarr
Disposition: All

From Date: 07/01/2021 00:00
To Date: 07/31/2021 23:59

College Place Police Dept
ORI Number: WA0360200

Call	Incident Type	Incident Number	Location (Venue)	Caller Name	Rpt Req	Unit	ID #
07/07/2021 21:24	Disturbance	2021-00004596	317 NE KINGWOOD PL	MADSON, STEVE	No	407	407
07/07/2021 21:48	Premises Check	2021-00004597	1700 SE MEADOWBROOK BLVD	,	No	415	415
07/07/2021 22:07	Traffic Call	2021-00004598	S HWY 125 / SE MEADOWBROOK BLVD	JORDAN, KRISTOPHER	No	415	415
						407	407
07/07/2021 22:35	Fireworks	2021-00004599	333 NE DAMSON AVE	REISWIG, MICHELLE	No	415	415
						407	407
07/07/2021 22:45	Fireworks	2021-00004600	124 NE A ST	,	No	407	407
07/07/2021 22:50	Public Works	2021-00004603	1920 SE SUNFLOWER CT	HANSON, RICHARD	No		
07/07/2021 23:18	Traffic Call	2021-00004601	623 S COLLEGE AVE	BENZEL, REBECCA	No	415	415
						407	407
07/07/2021 23:25	Traffic Call	2021-00004602	PEPPERS BRIDGE RD / OLD MILTON HWY	,	No	415	415
Total Incidents for 07/07/2021 : 31							
07/08/2021 07:33	Traffic Stop	2021-00004604	SE LARCH AVE / SE TAMARACK ST	,	No	413	413
07/08/2021 08:13	Harassment	2021-00004605	938 SE SCENIC VIEW DR	BROCHU, ELIZABETH	No	414	414
07/08/2021 08:27	Towed Vehicle	2021-00004606	105 E WHITMAN DR	, TROY	No		
07/08/2021 08:37	Traffic Stop	2021-00004607	NE LAMBERT AVE / NE ROSE ST	,	No	413	413
07/08/2021 09:13	Animal Call	2021-00004608	129 SW 9TH ST	HEWITT, PHYLLIS	No	448	448
07/08/2021 09:21	Accident Hit and Run	2021-00004609	1100 NE C ST	SCHIEBEL, PHIL	Yes	413	413
07/08/2021 09:34	Assist	2021-00004610	521 SE 4TH ST	,	No	414	414
						413	413
07/08/2021 11:35	Traffic Stop	2021-00004611	TAUMARSON RD / SE LARCH AVE	,	No	413	413
07/08/2021 12:26	Theft	2021-00004612	359 SW 12TH ST	MAURI, MIKE	No	414	414
						401	401
07/08/2021 13:00	Animal Call	2021-00004613	1700 SE MEADOWBROOK BLVD	, STEVIE	No	448	448
07/08/2021 15:33	Premises Check	2021-00004614	1700 SE MEADOWBROOK BLVD	,	No	414	414
						413	413

Daily Incident Log

Print Date/Time: 08/17/2021 16:04
Login ID: mbarr
Disposition: All

From Date: 07/01/2021 00:00
To Date: 07/31/2021 23:59

College Place Police Dept
ORI Number: WA0360200

Call	Incident Type	Incident Number	Location (Venue)	Caller Name	Rpt Req	Unit	ID #
07/08/2021 15:33	Premises Check	2021-00004614	1700 SE MEADOWBROOK BLVD	,	No	407	407
07/08/2021 18:36	Alarm	2021-00004615	1117 S COLLEGE AVE	ELECTRIC, WW	No	407	407
						401	401
07/08/2021 19:38	Animal Call	2021-00004616	625 S COLLEGE AVE	CPPD, 407	No	407	407
07/08/2021 20:52	Public Works	2021-00004617	625 S COLLEGE AVE	CPPD, 407	No		
07/08/2021 21:29	Premises Check	2021-00004618	1700 SE MEADOWBROOK BLVD	,	No	415	415
07/08/2021 21:33	Alarm	2021-00004619	133 FARMLAND RD	WW ELECTRIC,	No	415	415
						407	407
07/08/2021 23:43	Disturbance	2021-00004620	1028 S COLLEGE AVE UPSRS	RINGERING, SHERYL	No	415	415
						407	407
Total Incidents for 07/08/2021 : 17							
07/09/2021 07:10	Traffic Stop	2021-00004621	SE MAPLE AVE / E WHITMAN DR	,	No	413	413
07/09/2021 07:45	Traffic Stop	2021-00004622	SE 12TH ST / SE GARRISON DR	,	No	414	414
						413	413
07/09/2021 08:36	Traffic Stop	2021-00004623	NW B ST / N COLLEGE AVE	,	No	414	414
						408	408
07/09/2021 09:00	Malicious Mischief	2021-00004624	SE 8TH ST / SE LARCH AVE	,	Yes	414	414
						413	413
						408	408
07/09/2021 09:33	Assist	2021-00004625	1110 SW GREELEY ST	DET MIKE PHILLIPS,	No	408	408
07/09/2021 10:04	Traffic Stop	2021-00004626	830 NE ROSE ST	,	No	413	413
07/09/2021 10:25	Suspicious Activity	2021-00004627	406 SE BIRCH AVE 102	MENDOZA, SIERRA	No	414	414
07/09/2021 10:35	Traffic Stop	2021-00004628	N COLLEGE AVE / NE C ST	,	No	413	413
07/09/2021 10:41	Traffic Stop	2021-00004629	S COLLEGE AVE / SE 4TH ST	,	No	413	413
07/09/2021 10:54	Traffic Stop	2021-00004630	SE LARCH AVE / SE 6TH ST	,	No	413	413
07/09/2021 11:10	Traffic Stop	2021-00004631	NE BUNKY LN / NE LARCH AVE	,	No	408	408
07/09/2021 11:19	Public Works	2021-00004632	SE 12TH ST / SE VISTA PL	CC,	No		

Daily Incident Log

Print Date/Time: 08/17/2021 16:04
Login ID: mbarr
Disposition: All

From Date: 07/01/2021 00:00
To Date: 07/31/2021 23:59

College Place Police Dept
ORI Number: WA0360200

Call	Incident Type	Incident Number	Location (Venue)	Caller Name	Rpt Req	Unit	ID #
07/09/2021 12:30	Accident Unknown Injury	2021-00004633	E WHITMAN DR / SE MYRA RD	PIERCE, RUS	No	414	414
						413	413
						408	408
07/09/2021 13:26	Premises Check	2021-00004634	1100 NE C ST	,	No	408	408
07/09/2021 13:29	Traffic Call	2021-00004635	W POPLAR ST / NE MYRA RD	, DARLA	No	414	414
07/09/2021 13:42	Animal Call	2021-00004637	118 SW DAVIS AVE	KRENRICH, SCOTT	No	448	448
07/09/2021 13:45	Premises Check	2021-00004636	1700 SE MEADOWBROOK BLVD	,	No	408	408
07/09/2021 14:06	Traffic Stop	2021-00004638	E WHITMAN DR / SE MYRA RD	,	No	413	413
07/09/2021 14:13	Traffic Stop	2021-00004639	SE RED OAK AVE / SE LAMPERTI ST	,	No	408	408
07/09/2021 14:16	Lost Property	2021-00004641	216 SE CEDAR BEND DR	MUNDIN, KELLY	No	408	408
07/09/2021 14:28	Traffic Stop	2021-00004640	S COLLEGE AVE / MOJONNIER RD	,	No	413	413
07/09/2021 14:42	Traffic Stop	2021-00004642	NE ROSE ST / NE CAREY CT	,	No	414	414
						413	413
07/09/2021 15:34	Traffic Stop	2021-00004643	S HWY 125 / SE MEADOWBROOK BLVD	,	No	407	407
07/09/2021 15:55	Citizen Contact	2021-00004644	S HWY 125 / SE MEADOWBROOK BLVD	,	No	407	407
07/09/2021 18:03	Malicious Mischief	2021-00004646	809 SE BIRCH AVE	DRUMHELLER, TRISTA	No	407	407
07/09/2021 18:03	Paper Service	2021-00004645	75 SW SILVERSTAR LN 101	,	No	407	407
07/09/2021 18:47	Suspicious Activity	2021-00004647	116 SW 6TH ST	ASHLEY, STEPHANIE	No	407	407
						401	401
07/09/2021 19:59	Animal Found	2021-00004648	SE 3RD ST / SE LARCH AVE	FISH, CORY	No	415	415
07/09/2021 21:03	Information Report	2021-00004649	OLD MILTON HWY / STATELINE RD	UCSO DISPATCH,	No	CPPD	
07/09/2021 21:50	Disturbance	2021-00004650	204 SE 8TH ST	HANSON, KAITLIN	No	415	415
						407	407
07/09/2021 22:03	Disturbance	2021-00004651	114 NW MARIA ST	PECK, KEVIN	No	415	415
						407	407
07/09/2021 22:48	Premises Check	2021-00004652	1700 SE MEADOWBROOK BLVD	,	No	415	415

Daily Incident Log

Print Date/Time: 08/17/2021 16:04
Login ID: mbarr
Disposition: All

From Date: 07/01/2021 00:00
To Date: 07/31/2021 23:59

College Place Police Dept
ORI Number: WA0360200

Call	Incident Type	Incident Number	Location (Venue)	Caller Name	Rpt Req	Unit	ID #
07/09/2021 22:48	Premises Check	2021-00004652	1700 SE MEADOWBROOK BLVD	,	No	407	407
07/09/2021 23:41	Unwanted Person	2021-00004653	11 NW EARL LN	PRITCHARD, DAVID	No	415	415
						407	407
Total Incidents for 07/09/2021 : 33							
07/10/2021 01:33	DUI Investigation	2021-00004654	HERITAGE RD / N GOSE ST	STEPHENS, ALEX	No	415	415
07/10/2021 06:33	Premises Check	2021-00004655	1100 NE C ST	,	No	410	410
07/10/2021 08:32	Premises Check	2021-00004656	1700 SE MEADOWBROOK BLVD	,	No	406	406
						410	410
07/10/2021 09:03	Premises Check	2021-00004657	1100 NE CST	,	No	406	406
07/10/2021 09:31	Traffic Call	2021-00004658	PEPPERS BRIDGE RD / TAUMARSON RD	,	No		
07/10/2021 10:15	Unwanted Person	2021-00004659	364 SE 3RD ST	IONASHKU, LAURA	No	410	410
07/10/2021 13:47	Domestic Problem	2021-00004660	615 W WHITMAN DR	TODD, TAYLOR	No	406	406
07/10/2021 14:00	Civil Problem	2021-00004661	615 W WHITMAN DR	STILLMAN, MATT	No	406	406
07/10/2021 15:46	Domestic Problem	2021-00004662	753 SE BEDFORD LOOP	HAYES, STEPHANIE	No	406	406
						402	402
07/10/2021 15:53	Shoplifting	2021-00004663	1700 SE MEADOWBROOK BLVD	ORITZ, ELIZABETH	Yes	406	406
						402	402
07/10/2021 16:58	Premises Check	2021-00004891	1100 NE C ST	,	No	416	416
07/10/2021 17:33	Shoplifting	2021-00004665	1700 SE MEADOWBROOK BLVD	ORTIZ, ELIZABETH	Yes	416	416
						402	402
07/10/2021 19:45	Paper Service	2021-00004666	323 NE DAMSON AVE	,	No		
07/10/2021 19:54	Animal Found	2021-00004667	35 NE ALPINE DR	CHAPMAN, RANDY	No	409	409
07/10/2021 20:33	Follow Up	2021-00004668	1700 SE MEADOWBROOK BLVD	,	No	402	402
07/10/2021 20:46	Animal Call	2021-00004669	1700 SE MEADOWBROOK BLVD	,	No	402	402
07/10/2021 21:52	Suicide Threats	2021-00004670	1700 SE MEADOWBROOK BLVD	SHERRY, CRT	No	416	416
						409	409

Daily Incident Log

Print Date/Time: 08/17/2021 16:04
Login ID: mbarr
Disposition: All

From Date: 07/01/2021 00:00
To Date: 07/31/2021 23:59

College Place Police Dept
ORI Number: WA0360200

Call	Incident Type	Incident Number	Location (Venue)	Caller Name	Rpt Req	Unit	ID #
07/10/2021 22:22	Premises Check	2021-00004671	1700 SE MEADOWBROOK BLVD	,	No	416	416
Total Incidents for 07/10/2021 : 18							
07/11/2021 01:01	Information Report	2021-00004673	27 N 2ND AVE	,	No	CPPD	
07/11/2021 01:02	Alarm	2021-00004672	3808 ROLLING HILLS LN	ADVANCE PROTECTION SERVICES,	No	409	409
07/11/2021 01:42	Alarm	2021-00004674	3808 ROLLING HILLS LN	APS, 7MARTIN	No	409	409
07/11/2021 01:51	Alarm	2021-00004675	505 SE 5TH ST	SIMPLYSAFE, 8812	No	416	416
						409	409
07/11/2021 06:40	911 Call	2021-00004676	259 NE CEDAR AVE	, UNKN	No	410	410
07/11/2021 08:35	Premises Check	2021-00004677	1700 SE MEADOWBROOK BLVD	,	No	406	406
						410	410
07/11/2021 08:59	Premises Check	2021-00004678	1100 NE C ST	,	No	406	406
						410	410
07/11/2021 09:10	Custoldial Interference/Problem	2021-00004679	220 NE ROSE ST	NUNEZ, CLAUDIA	No	410	410
07/11/2021 10:32	Domestic Problem	2021-00004680	1419 S COLLEGE AVE 24	BUCANNON, MIKE	No	406	406
						410	410
07/11/2021 11:17	Citizen Contact	2021-00004681	NE DAMSON AVE / NE ROSE ST	,	No	410	410
07/11/2021 11:56	Burglary	2021-00004682	117 SE 12TH ST	,	No	406	406
						410	410
07/11/2021 12:23	Disturbance	2021-00004683	1700 SE MEADOWBROOK BLVD	,	No	406	406
						410	410
07/11/2021 13:20	Traffic Stop	2021-00004684	NE MYRA RD / ELECTRIC AVE	,	No	406	406
07/11/2021 15:02	Information Report	2021-00004685	1195 E WHITMAN DR	JAMES, ISAAC	No	CPPD	
07/11/2021 17:25	Premises Check	2021-00004686	1100 NE C ST	,	No	416	416
07/11/2021 18:52	Parking Complaint	2021-00004687	218 NE ASH AVE	CC, M	No	416	416

Daily Incident Log

Print Date/Time: 08/17/2021 16:04
Login ID: mbarr
Disposition: All

From Date: 07/01/2021 00:00
To Date: 07/31/2021 23:59

College Place Police Dept
ORI Number: WA0360200

Call	Incident Type	Incident Number	Location (Venue)	Caller Name	Rpt Req	Unit	ID #
07/11/2021 18:52	Parking Complaint	2021-00004687	218 NE ASH AVE	CC, M	No	409	409
07/11/2021 20:12	Harassment	2021-00004688	1028 S COLLEGE AVE	ROJAS, ESMERALDA	No	416	416
						409	409
07/11/2021 21:41	Premises Check	2021-00004689	1700 SE MEADOWBROOK BLVD	,	No	416	416
						402	402
07/11/2021 21:53	Premises Check	2021-00004690	729 S COLLEGE AVE	,	No	409	409
07/11/2021 22:15	Shoplifting	2021-00004691	1700 SE MEADOWBROOK BLVD	ORTIZ, ELISABETH	No	416	416
						409	409
07/11/2021 23:36	Premises Check	2021-00004692	801 SE LARCH AVE	,	No	416	416
						409	409
07/11/2021 23:50	Animal Found	2021-00004694	NE C ST / NE DAMSON AVE	ALEXANDER, MICHELLE	No	416	416
						409	409
07/11/2021 23:50	Fireworks	2021-00004693	NE C ST / NE DAMSON AVE	ALEXANDER, MICHELLE	No	416	416
						409	409
Total Incidents for 07/11/2021 : 23							
07/12/2021 00:33	Citizen Contact	2021-00004890	1195 E WHITMAN DR	,	No	416	416
07/12/2021 07:21	Theft Motor Vehicle	2021-00004695	1410 S COLLEGE AVE 103F	HART, CHRISTINA	Yes	410	410
07/12/2021 07:59	Information Report	2021-00004697	22 NW EARL LN	GLADDEN, DAVE	No	406	406
						413	413
07/12/2021 08:02	Assist	2021-00004696	SW 6TH ST / SW BADE AVE	CHAMBERLAIN, RANDY	No	406	406
						413	413
07/12/2021 08:56	Phone Message	2021-00004698	1100 NE C ST	MARIN, GRISELDA	No	410	410
07/12/2021 09:18	Mental Health	2021-00004699	509 SE BIRCH AVE	ZAGLEY, KIOKI	Yes	406	406
						410	410
						413	413
07/12/2021 09:58	Suspicious Activity	2021-00004700	795 SE HARVEST DR	HINER, MATT	No	410	410

Daily Incident Log

Print Date/Time: 08/17/2021 16:04
Login ID: mbarr
Disposition: All

From Date: 07/01/2021 00:00
To Date: 07/31/2021 23:59

College Place Police Dept
ORI Number: WA0360200

Call	Incident Type	Incident Number	Location (Venue)	Caller Name	Rpt Req	Unit	ID #
07/12/2021 10:22	Traffic Stop	2021-00004702	SE MEADOWBROOK BLVD / SE LAMPERTI ST	,	No		
07/12/2021 10:24	Traffic Call	2021-00004701	46.0432910000000000 - 118.6909250000000000	GARZA, RICARDO	No	CPPD	
07/12/2021 10:42	Harassment	2021-00004703	238 NE DAMSON AVE B	FREIBERG, DESTINEE	No	410	410
07/12/2021 10:53	Theft	2021-00004704	710 SW EVANS AVE	JONES, DEBBIE	No	406	406
07/12/2021 12:09	Premises Check	2021-00004705	1700 SE MEADOWBROOK BLVD	,	No	406	406
07/12/2021 12:47	Paper Service	2021-00004706	229 SE 3RD ST 101	,	No	413	413
07/12/2021 13:04	Traffic Stop	2021-00004707	420 SE MYRA RD	,	No	413	413
07/12/2021 14:04	Welfare Check	2021-00004708	228 SE ROSEVILLE LN	,	No	406	406
						413	413
07/12/2021 14:26	Premises Check	2021-00004709	1100 NE C ST	,	No	406	406
07/12/2021 14:58	Follow Up	2021-00004710	619 S COLLEGE AVE	ZIEGELE, KENNY	No	406	406
						413	413
						402	402
07/12/2021 15:52	Illegal Dumping	2021-00004711	1100 NE C ST	SMITH, DEANNA	No	402	402
07/12/2021 16:23	Paper Service	2021-00004712	229 SE 3RD ST 101	,	No	413	413
07/12/2021 17:22	Follow Up	2021-00004713	625 S COLLEGE AVE	,	No	416	416
						406	406
07/12/2021 18:25	Premises Check	2021-00004714	1100 NE C ST	,	No	416	416
07/12/2021 18:35	Abandoned Vehicle	2021-00004717	128 SE 2ND ST	HULL, LEO	No	409	409
07/12/2021 18:37	Unwanted Person	2021-00004715	1725 SE MEADOWBROOK BLVD	, FAITH	No	416	416
						402	402
07/12/2021 18:38	Disturbance	2021-00004716	1028 S COLLEGE AVE DNSTR	ROJAS, ESMERELDA	No	416	416
						402	402
07/12/2021 19:06	Traffic Call	2021-00004718	1705 SE MEADOWBROOK BLVD 7	, FEMALE	No	409	409
						402	402
07/12/2021 19:10	Civil Problem	2021-00004719	418 SW 4TH ST	SANDRA, CORTEZ	No	416	416

Daily Incident Log

Print Date/Time: 08/17/2021 16:04
Login ID: mbarr
Disposition: All

From Date: 07/01/2021 00:00
To Date: 07/31/2021 23:59

College Place Police Dept
ORI Number: WA0360200

Call	Incident Type	Incident Number	Location (Venue)	Caller Name	Rpt Req	Unit	ID #
07/12/2021 19:27	Theft	2021-00004720	1200 SE 12TH ST	, MAGGIE	No	416	416
						409	409
07/12/2021 19:31	Assist	2021-00004721	1256 SW 4TH ST	FIVE STAR,	No	416	416
						402	402
07/12/2021 19:58	Assault	2021-00004722	N COLLEGE AVE / WALLULA AVE	HEADY, OWEN	Yes	416	416
07/12/2021 20:35	Premises Check	2021-00004723	1100 NE C ST	BEEBE, PRESTON	No	416	416
						409	409
07/12/2021 21:27	Suspicious Activity	2021-00004724	31 SE ASH AVE	MEISNER, SARAH	No	416	416
						409	409
07/12/2021 21:48	Citizen Contact	2021-00004725	225 SE DATE AVE	,	No	416	416
07/12/2021 21:56	Disturbance	2021-00004726	1700 SE MEADOWBROOK BLVD	KNIGHT, JASON	No	416	416
						409	409
						402	402
07/12/2021 22:15	Premises Check	2021-00004727	1700 SE MEADOWBROOK BLVD	,	No	416	416
07/12/2021 22:41	911 Call	2021-00004728	612 SW 6TH ST	,	No	416	416
						409	409
07/12/2021 23:51	Traffic Stop	2021-00004729	1755 S COLLEGE AVE	,	No	416	416
						409	409
Total Incidents for 07/12/2021 : 36							
07/13/2021 00:08	Open Door/Window	2021-00004730	374 SE 3RD ST	,	No	416	416
						409	409
07/13/2021 01:54	Traffic Stop	2021-00004731	S COLLEGE AVE / S HWY 125	,	No	409	409
07/13/2021 02:55	Unwanted Person	2021-00004732	710 S COLLEGE AVE E	THOMPSON, ELI	No	409	409
07/13/2021 07:28	Traffic Stop	2021-00004733	S COLLEGE AVE / SE 8TH ST	,	No	413	413
07/13/2021 07:35	Assist	2021-00004734	708 S COLLEGE AVE	,	No		
07/13/2021 08:46	Alarm	2021-00004735	1309 SW VIRGINIA ST	ADT SECURITY,	No	414	414
						413	413

Daily Incident Log

Print Date/Time: 08/17/2021 16:04
Login ID: mbarr
Disposition: All

From Date: 07/01/2021 00:00
To Date: 07/31/2021 23:59

College Place Police Dept
ORI Number: WA0360200

Call	Incident Type	Incident Number	Location (Venue)	Caller Name	Rpt Req	Unit	ID #
07/13/2021 08:58	Phone Message	2021-00004736	625 S COLLEGE AVE	COMBS, THERESA	No	408	408
07/13/2021 09:32	Welfare Check	2021-00004737	1070 SE GARRISON VILLAGE WAY	RAGAINS, JOHNNA	No	406	406
						410	410
07/13/2021 09:53	Address Verification	2021-00004738	229 SE 3RD ST #201	,	No		
07/13/2021 09:58	Suspicious Activity	2021-00004739	1100 NE C ST	CPPD, 410	No	410	410
						411	411
07/13/2021 10:05	Paper Service	2021-00004741	323 NE DAMSON AVE	,	No		
07/13/2021 10:10	Premises Check	2021-00004740	1700 SE MEADOWBROOK BLVD	,	No	406	406
						410	410
07/13/2021 10:26	Premises Check	2021-00004742	1100 NE C ST	,	No	406	406
						410	410
07/13/2021 10:39	Assist	2021-00004744	418 SW DAVIS AVE	CC, NICK	No		
07/13/2021 10:39	Theft	2021-00004743	1200 SE 12TH ST	HANEY, KITTY	Yes	416	416
						414	414
07/13/2021 10:51	Traffic Stop	2021-00004745	S HWY 125 / SE MYRA RD	,	No	413	413
07/13/2021 11:24	Traffic Stop	2021-00004746	970 NE ROSE ST	,	No	408	408
07/13/2021 11:26	Found Property	2021-00004747	393 SE HIGHLAND PARK DR	MCINTOSH, PENNY	No	414	414
						410	410
07/13/2021 11:35	Welfare Check	2021-00004748	S HWY 125 / SE COMMERCIAL DR	SCOTT, CASSIE	No	410	410
						408	408
07/13/2021 11:53	Disturbance	2021-00004749	28 SE 12TH ST	LOPEZ, VICTOR	No	406	406
						408	408
07/13/2021 11:55	Shoplifting	2021-00004750	1700 SE MEADOWBROOK BLVD	, ELIZABETH	Yes	410	410
						413	413
07/13/2021 12:19	Traffic Stop	2021-00004751	SE LARCH AVE / SE 8TH ST	,	No	414	414
07/13/2021 13:05	Disturbance	2021-00004752	1200 SE BROADWAY AVE	BERRY, LYNN	No	406	406
						408	408

Daily Incident Log

Print Date/Time: 08/17/2021 16:04
Login ID: mbarr
Disposition: All

From Date: 07/01/2021 00:00
To Date: 07/31/2021 23:59

College Place Police Dept
ORI Number: WA0360200

Call	Incident Type	Incident Number	Location (Venue)	Caller Name	Rpt Req	Unit	ID #
07/13/2021 13:41	Premises Check	2021-00004753	1700 SE MEADOWBROOK BLVD	,	No	408	408
07/13/2021 14:05	Disturbance	2021-00004754	715 SE 12TH ST	CC, FEMALE	Yes	406	406
						410	410
						413	413
						408	408
						402	402
07/13/2021 14:09	Animal Call	2021-00004755	1614 SE RED OAK AVE	JOHNSTON, BECKY	No	448	448
07/13/2021 14:21	Premises Check	2021-00004756	1100 NE C ST	,	No	408	408
07/13/2021 14:36	Narcotics Call	2021-00004757	701 W CHERRY ST	CC, RICO	No	406	406
						410	410
07/13/2021 15:02	Suspicious Activity	2021-00004758	SE GARRISON VILLAGE WAY / SE MYRA RD	RUPAR, NATALIE	No	408	408
07/13/2021 15:32	Found Property	2021-00004759	625 S COLLEGE AVE	CPPD, 402	No	402	402
07/13/2021 15:37	Theft	2021-00004760	1700 SE MEADOWBROOK BLVD	, ELIZBETH	Yes	407	407
07/13/2021 15:43	Citizen Contact	2021-00004761	28 SE 12TH ST	,	No	408	408
						407	407
07/13/2021 16:01	Disturbance	2021-00004762	880 NE ROSE ST	, NORA	No	406	406
						413	413
07/13/2021 16:02	Shoplifting	2021-00004763	1700 SE MEADOWBROOK BLVD	CCPD, 407	Yes	411	411
						407	407
						402	402
07/13/2021 18:31	Premises Check	2021-00004764	1100 NE C ST	,	No	416	416
07/13/2021 18:53	Traffic Call	2021-00004765	S HWY 125 / STATELINE RD	CC, DEB	No	409	409
07/13/2021 19:13	Traffic Stop	2021-00004766	S HWY 125 / OLD MILTON HWY	,	No	409	409
07/13/2021 19:20	Traffic Stop	2021-00004767	S COLLEGE AVE / S HWY 125	,	No	409	409
07/13/2021 21:36	Accident Non Injury	2021-00004768	1700 SE MEADOWBROOK BLVD	BUMAN, DAKOTA	No	415	415
07/13/2021 21:39	Suicide Threats	2021-00004769	708 S COLLEGE AVE 203	, LENA	No	416	416

Daily Incident Log

Print Date/Time: 08/17/2021 16:04
Login ID: mbarr
Disposition: All

From Date: 07/01/2021 00:00
To Date: 07/31/2021 23:59

College Place Police Dept
ORI Number: WA0360200

Call	Incident Type	Incident Number	Location (Venue)	Caller Name	Rpt Req	Unit	ID #
07/13/2021 21:39	Suicide Threats	2021-00004769	708 S COLLEGE AVE 203	, LENA	No	409	409
07/13/2021 22:03	Premises Check	2021-00004770	1700 SE MEADOWBROOK BLVD	,	No	416	416
						415	415
						407	407
07/13/2021 22:35	Traffic Stop	2021-00004771	SE 12TH ST / SE MYRA RD	,	No	416	416
						412	412
07/13/2021 23:01	Traffic Stop	2021-00004772	TAUMARSON RD / SE LARCH AVE	,	No	412	412
07/13/2021 23:31	Traffic Stop	2021-00004773	SE 4TH ST / S COLLEGE AVE	,	No	412	412
Total Incidents for 07/13/2021 : 44							
07/14/2021 01:14	Disturbance	2021-00004774	BLALOCK DR / N COLLEGE AVE	CC FEMALE,	No	416	416
						415	415
						409	409
07/14/2021 01:28	Traffic Stop	2021-00004775	1100 NE C ST	,	No	412	412
						409	409
07/14/2021 03:13	Alarm	2021-00004776	1117 S COLLEGE AVE	WW ELECTRIC, 1205	No	415	415
						412	412
						409	409
07/14/2021 06:00	Traffic Stop	2021-00004777	SE COLONIAL DR / TAUMARSON RD	,	No	414	414
07/14/2021 06:29	Suspicious Activity	2021-00004778	1513 SE CENTRAL AVE	ZORA, KIM	No	408	408
07/14/2021 08:50	Traffic Stop	2021-00004779	NE MYRA RD / ELECTRIC AVE	,	No	414	414
07/14/2021 09:53	Traffic Stop	2021-00004780	MOJONNIER RD / S COLLEGE AVE	,	No	413	413
						408	408
07/14/2021 11:17	Paper Service	2021-00004781	1513 SE CENTRAL AVE	,	No		
07/14/2021 11:39	Traffic Stop	2021-00004782	46.0540231220000000 - 118.3720157940000000	,	No	414	414
07/14/2021 11:50	Disturbance	2021-00004783	830 W BIRCH ST B	OWENS, TERRI	Yes	413	413
						408	408

Daily Incident Log

Print Date/Time: 08/17/2021 16:04
Login ID: mbarr
Disposition: All

From Date: 07/01/2021 00:00
To Date: 07/31/2021 23:59

College Place Police Dept
ORI Number: WA0360200

Call	Incident Type	Incident Number	Location (Venue)	Caller Name	Rpt Req	Unit	ID #
07/14/2021 12:11	Premises Check	2021-00004784	1700 SE MEADOWBROOK BLVD	,	No	408	408
07/14/2021 12:25	Civil Problem	2021-00004785	252 NE CEDAR AVE APT 3	IBARRA, ENRIQUE	No	414	414
07/14/2021 12:54	Premises Check	2021-00004786	1100 NE C ST	,	No	408	408
07/14/2021 13:29	Bike Theft	2021-00004787	288 NE DECCIO RD	NOONAN, SAVANNAH	Yes	413	413
07/14/2021 13:49	Traffic Stop	2021-00004788	1100 NE C ST	,	No	408	408
07/14/2021 14:30	Traffic Stop	2021-00004789	860 NE ROSE ST	,	Yes	413	413
						408	408
07/14/2021 15:01	Traffic Stop	2021-00004790	967 NE DAWSON ST	,	No		
07/14/2021 15:21	Abandoned Vehicle	2021-00004791	1200 SE 12TH ST	, WENDY	No	414	414
07/14/2021 15:30	Follow Up	2021-00004792	795 SE SYDNEE LN	,	No	407	407
07/14/2021 16:03	Traffic Stop	2021-00004793	TAUMARSON RD / SEDGWICK CT	,	No	414	414
07/14/2021 16:07	Accident Hit and Run	2021-00004794	1343 SE NEWGATE DR	SULLIVAN, SONIA	No	407	407
07/14/2021 18:06	Citizen Contact	2021-00004796	600 S 9TH AVE	,	No	415	415
07/14/2021 18:30	Welfare Check	2021-00004795	SE LARCH AVE / SE 12TH ST	JEWETT, LAURI	No	415	415
						407	407
07/14/2021 19:29	Premises Check	2021-00004797	1700 SE MEADOWBROOK BLVD	,	No	415	415
						407	407
07/14/2021 19:29	Information Report	2021-00004798	1700 SE MEADOWBROOK BLVD	CC, F	No	415	415
07/14/2021 21:08	Citizen Contact	2021-00004799	1605 SE MEADOWBROOK BLVD	, KIARA	No	415	415
						412	412
Total Incidents for 07/14/2021 : 26							
07/15/2021 00:06	Traffic Stop	2021-00004800	S HWY 125 / S COLLEGE AVE	,	No	412	412
07/15/2021 00:33	Citizen Contact	2021-00004801	801 SE LARCH AVE	,	No	415	415
						407	407
07/15/2021 08:18	Traffic Stop	2021-00004802	SE 12TH ST / SE DEWEY DR	,	Yes	414	414
						413	413

Daily Incident Log

Print Date/Time: 08/17/2021 16:04
Login ID: mbarr
Disposition: All

From Date: 07/01/2021 00:00
To Date: 07/31/2021 23:59

College Place Police Dept
ORI Number: WA0360200

Call	Incident Type	Incident Number	Location (Venue)	Caller Name	Rpt Req	Unit	ID #
07/15/2021 08:18	Traffic Stop	2021-00004802	SE 12TH ST / SE DEWEY DR	,	Yes	408	408
07/15/2021 09:41	Traffic Stop	2021-00004803	NE MYRA RD / ELECTRIC AVE	,	No	414	414
07/15/2021 09:47	Warrant Service	2021-00004804	813 SE BIRCH AVE	,	Yes	413	413
						408	408
07/15/2021 10:00	Paper Service	2021-00004806	1513 SE CENTRAL AVE	,	No		
07/15/2021 10:09	Traffic Stop	2021-00004805	1200 SE 12TH ST	,	No	413	413
07/15/2021 11:18	Animal Call	2021-00004807	1200 SE 12TH ST	HOLMES, MEGAN	No	448	448
						414	414
07/15/2021 12:53	Citizen Contact	2021-00004808	1117 S COLLEGE AVE	,	No	414	414
07/15/2021 12:58	Traffic Stop	2021-00004809	SE 12TH ST / SE MURPHY LN	,	Yes	414	414
						413	413
						408	408
07/15/2021 13:25	Traffic Stop	2021-00004810	SE MYRA RD / SE COMMERCIAL DR	,	No	414	414
07/15/2021 13:56	Premises Check	2021-00004811	1700 SE MEADOWBROOK BLVD	,	No	408	408
07/15/2021 14:21	Premises Check	2021-00004812	1100 NE C ST	,	No	408	408
07/15/2021 14:45	Animal Call	2021-00004813	2089 TAUMARSON RD	CC, KAYLA	No	448	448
07/15/2021 15:00	Accident Hit and Run	2021-00004814	1700 SE MEADOWBROOK BLVD	SMITH, LUTHER	No	414	414
07/15/2021 15:06	Paper Service	2021-00004816	1028 S COLLEGE AVE	,	No		
07/15/2021 15:08	Welfare Check	2021-00004815	233 SE ROSEVILLE LN	CLARK, MATHEW	No	413	413
						408	408
07/15/2021 15:23	Traffic Stop	2021-00004817	500 SE HIGHLAND PARK DR BLK	,	No	413	413
07/15/2021 15:31	Traffic Stop	2021-00004818	S COLLEGE AVE / SE 4TH ST	,	No	413	413
07/15/2021 17:06	Theft	2021-00004819	731 SE 3RD ST	BROWN, LEONARD	No	407	407
07/15/2021 18:33	Premises Check	2021-00004820	801 SE LARCH AVE	,	No	415	415
						407	407
07/15/2021 20:05	Citizen Contact	2021-00004821	SE 12TH ST / SE MYRA RD	,	No	415	415
						412	412

Daily Incident Log

Print Date/Time: 08/17/2021 16:04
Login ID: mbarr
Disposition: All

From Date: 07/01/2021 00:00
To Date: 07/31/2021 23:59

College Place Police Dept
ORI Number: WA0360200

Call	Incident Type	Incident Number	Location (Venue)	Caller Name	Rpt Req	Unit	ID #
07/15/2021 20:37	Assist	2021-00004822	532 SE MOCKINGBIRD DR	, ADT	Yes	415	415
						412	412
						407	407
07/15/2021 22:29	Premises Check	2021-00004823	1700 SE MEADOWBROOK BLVD	,	No	415	415
						407	407
Total Incidents for 07/15/2021 : 24							
07/16/2021 00:02	Traffic Stop	2021-00004824	100 SE 6TH ST BLK	,	No	415	415
						407	407
07/16/2021 07:32	Traffic Stop	2021-00004825	TAUMARSON RD / SE FREEDOM PL	,	No	408	408
07/16/2021 07:47	Traffic Stop	2021-00004826	PLAZA WAY / PROSPECT AVE	,	No	408	408
07/16/2021 08:00	Traffic Stop	2021-00004827	PLAZA WAY / W LANGDON RD	,	No	408	408
07/16/2021 09:07	Abandoned Vehicle	2021-00004828	1254 SE 12TH ST	,	No	414	414
07/16/2021 10:09	Traffic Stop	2021-00004829	200 N COLLEGE AVE BLK	,	No	408	408
07/16/2021 10:34	Shoplifting	2021-00004830	1700 SE MEADOWBROOK BLVD	CC, ELISABETH	No	414	414
						408	408
07/16/2021 12:38	Accident Non Injury	2021-00004831	W WHITMAN DR / NW EVANS AVE	VANDYKE, SAMANTHA	No	414	414
07/16/2021 13:25	Premises Check	2021-00004832	1700 SE MEADOWBROOK BLVD	,	No	408	408
07/16/2021 13:44	Premises Check	2021-00004833	1100 NE C ST	,	No	408	408
07/16/2021 13:49	Accident Non Injury	2021-00004834	SE MYRA RD / E WHITMAN DR	CARTWRIGHT, VICKI	Yes	414	414
						408	408
07/16/2021 14:09	Traffic Stop	2021-00004835	SE TAMARACK ST / SE LARCH AVE	,	No	408	408
07/16/2021 14:27	Citizen Contact	2021-00004836	SE 10TH ST / SE BIRCH AVE	,	No	408	408
07/16/2021 15:01	Traffic Stop	2021-00004837	1700 SE MEADOWBROOK BLVD	,	No	407	407
07/16/2021 15:25	Assist	2021-00004838	801 SE LARCH AVE	, ALEX	No	408	408
						407	407
07/16/2021 17:14	Assist	2021-00004839	1336 W PINE ST	,	Yes	407	407

Daily Incident Log

Print Date/Time: 08/17/2021 16:04
Login ID: mbarr
Disposition: All

From Date: 07/01/2021 00:00
To Date: 07/31/2021 23:59

College Place Police Dept
ORI Number: WA0360200

Call	Incident Type	Incident Number	Location (Venue)	Caller Name	Rpt Req	Unit	ID #
07/16/2021 17:33	Trespass	2021-00004840	1700 SE MEADOWBROOK BLVD	ORTIZ, ELIZABETH	No	407	407
07/16/2021 19:03	Follow Up	2021-00004841	1700 SE MEADOWBROOK BLVD	,	No	407	407
07/16/2021 19:06	Suspicious Activity	2021-00004842	655 W POPLAR ST	HUBSKY, CASSIDY	No	415	415
						407	407
07/16/2021 20:38	Juvenile Problem	2021-00004843	225 SE DATE AVE	LITTS, CYNTHIA	Yes	415	415
						412	412
						407	407
07/16/2021 21:19	Follow Up	2021-00004844	621 SE 4TH ST	,	No	412	412
07/16/2021 23:26	Welfare Check	2021-00004845	941 NE ALDEN ST	ZIEGELE, JUDY	No	415	415
						407	407
07/16/2021 23:43	Parking Complaint	2021-00004846	SE BROADWAY AVE / SE 12TH ST	SHEELEY, KATHLEEN	No	415	415
						412	412
07/16/2021 23:46	Traffic Stop	2021-00004847	S HWY 125 / SE COMMERCIAL DR	,	No	412	412
						407	407
Total Incidents for 07/16/2021 : 24							
07/17/2021 03:02	Traffic Stop	2021-00004848	1641 W ROSE ST	,	No	412	412
07/17/2021 03:25	Traffic Stop	2021-00004849	W POPLAR ST / NE MYRA RD	,	No	415	415
						412	412
07/17/2021 04:23	Prowler	2021-00004850	310 NW EVANS AVE	LYTLE, HAZEL	No	412	412
07/17/2021 09:47	Alarm	2021-00004851	403 SE STANFORD PL	WW ELECTRIC,	No	410	410
07/17/2021 11:39	Open Door/Window	2021-00004852	614 SW 3RD ST	FLORES, TAMMY	No	410	410
07/17/2021 12:06	Shoplifting	2021-00004853	1700 SE MEADOWBROOK BLVD	ORTIZ, ELIZABETH	Yes	410	410
07/17/2021 15:49	Traffic Call	2021-00004854	611 SW 1ST ST	CC, MALE	No	406	406
						402	402
07/17/2021 16:26	Citizen Contact	2021-00004855	625 S COLLEGE AVE	WEBSTER, PAT	No	406	406
07/17/2021 16:34	Traffic Stop	2021-00004856	1755 S COLLEGE AVE	,	No	406	406

Daily Incident Log

Print Date/Time: 08/17/2021 16:04
Login ID: mbarr
Disposition: All

From Date: 07/01/2021 00:00
To Date: 07/31/2021 23:59

College Place Police Dept
ORI Number: WA0360200

Call	Incident Type	Incident Number	Location (Venue)	Caller Name	Rpt Req	Unit	ID #
07/17/2021 16:34	Traffic Stop	2021-00004856	1755 S COLLEGE AVE	,	No	402	402
07/17/2021 16:57	Traffic Stop	2021-00004857	1755 S COLLEGE AVE	,	No	416	416
07/17/2021 17:23	Traffic Stop	2021-00004858	S COLLEGE AVE / S HWY 125	,	No	406	406
07/17/2021 17:35	Traffic Stop	2021-00004859	S COLLEGE AVE / SE CEDAR BEND DR	,	No	416	416
07/17/2021 18:14	Premises Check	2021-00004860	1100 NE C ST	,	No	416	416
07/17/2021 18:14	Premises Check	2021-00004861	282 NE DECCIO RD	,	No	402	402
07/17/2021 20:31	Shoplifting	2021-00004862	1700 SE MEADOWBROOK BLVD	ORTIZ, ELIZABETH	Yes	416	416
						409	409
						402	402
07/17/2021 22:25	Premises Check	2021-00004863	1700 SE MEADOWBROOK BLVD	,	No	416	416
Total Incidents for 07/17/2021 : 16							
07/18/2021 00:16	Citizen Contact	2021-00004889	801 SE LARCH AVE	,	No	416	416
						409	409
07/18/2021 00:23	Citizen Contact	2021-00004864	1200 SE 12TH ST	,	No	416	416
						409	409
07/18/2021 02:19	Traffic Stop	2021-00004865	S HWY 125 / S COLLEGE AVE	,	No	409	409
07/18/2021 02:25	Open Door/Window	2021-00004866	1755 S COLLEGE AVE	CPPD, 409	No	409	409
07/18/2021 02:40	Alarm	2021-00004867	1117 S COLLEGE AVE	WW ELECTRIC, 745	No	416	416
						409	409
07/18/2021 08:18	Suspicious Activity	2021-00004868	1100 NE C ST	, ELLEN	No	406	406
						410	410
07/18/2021 08:44	Parking Complaint	2021-00004870	500 S COLLEGE AVE	GUILED, TIMOTHY	No	406	406
07/18/2021 08:49	Animal Call	2021-00004869	336 SW 12TH ST	, SUNDAY	No	410	410
07/18/2021 09:22	Premises Check	2021-00004871	1700 SE MEADOWBROOK BLVD	,	No	406	406
07/18/2021 10:26	Animal Noise Complaint	2021-00004872	628 S COLLEGE AVE	VERONICA,	No	410	410

Daily Incident Log

Print Date/Time: 08/17/2021 16:04
Login ID: mbarr
Disposition: All

From Date: 07/01/2021 00:00
To Date: 07/31/2021 23:59

College Place Police Dept
ORI Number: WA0360200

Call	Incident Type	Incident Number	Location (Venue)	Caller Name	Rpt Req	Unit	ID #
07/18/2021 14:12	Shoplifting	2021-00004873	1700 SE MEADOWBROOK BLVD	ORTIZ, ELIZABETH	Yes	406	406
						410	410
						402	402
07/18/2021 15:15	Accident Non Injury	2021-00004874	1700 SE MEADOWBROOK BLVD	CPPD, 406	No	406	406
07/18/2021 16:54	Paper Service	2021-00004875	809 SE BIRCH AVE	,	No	416	416
07/18/2021 17:01	Premises Check	2021-00004876	609 SE MOUNTAIN VIEW DR	,	No	416	416
07/18/2021 18:24	Domestic Physical	2021-00004877	312 NE A ST	FUCHS, STEVE	Yes	416	416
						402	402
07/18/2021 18:58	911 Call	2021-00004878	46.0494890000000000 - 118.3783610000000000	MOBILITY, AT&T	No		
07/18/2021 19:12	Premises Check	2021-00004879	1100 NE C ST	,	No	416	416
07/18/2021 20:20	Animal Lost	2021-00004880	103 SE 10TH ST	LUXTON, LISA	No	CPPD	
07/18/2021 21:27	Disturbance	2021-00004881	1003 SE VINTAGE WAY	YERA, EDWARD	No	416	416
						409	409
07/18/2021 21:56	Traffic Stop	2021-00004882	S COLLEGE AVE / SE CEDAR BEND DR	,	No	416	416
07/18/2021 21:58	Animal Lost	2021-00004883	518 SE BIRCH AVE	SMITH, SELENA	No	CPPD	
07/18/2021 22:32	Premises Check	2021-00004884	1700 SE MEADOWBROOK BLVD	,	No	416	416
						409	409
Total Incidents for 07/18/2021 : 22							
07/19/2021 03:00	Disturbance	2021-00004885	1208 SE BROADWAY AVE	, PETER	No	409	409
07/19/2021 08:24	Premises Check	2021-00004886	1700 SE MEADOWBROOK BLVD	,	No	406	406
						410	410
07/19/2021 08:49	Premises Check	2021-00004887	1100 NE C ST	,	No	406	406
						410	410
07/19/2021 10:22	Accident Non Injury	2021-00004888	755 SE MYRA RD	CPPD, 410	No	410	410

Daily Incident Log

Print Date/Time: 08/17/2021 16:04
Login ID: mbarr
Disposition: All

From Date: 07/01/2021 00:00
To Date: 07/31/2021 23:59

College Place Police Dept
ORI Number: WA0360200

Call	Incident Type	Incident Number	Location (Venue)	Caller Name	Rpt Req	Unit	ID #
07/19/2021 11:47	Address Verification	2021-00004893	258 NE DAMSON AVE #B	,	No		
07/19/2021 11:59	Death Investigation	2021-00004894	710 S COLLEGE AVE K	CLARK, CLIFF	Yes	406	406
						410	410
07/19/2021 12:17	Civil Problem	2021-00004895	239 NE CEDAR AVE	ACUNA, AARON	No	410	410
07/19/2021 13:34	Domestic Problem	2021-00004897	219 SW 12TH ST	,	No	406	406
07/19/2021 13:47	Suicide Attempt	2021-00004896	242 NE CEDAR AVE 2	LITTLE, NELLIE	No	406	406
						410	410
07/19/2021 14:36	Animal Call	2021-00004898	1324 SE BROADWAY AVE	MAURER, JAMES	Yes	410	410
						402	402
07/19/2021 16:21	Unwanted Person	2021-00004899	1700 SE MEADOWBROOK BLVD	MILLS, DERECK	No	406	406
						402	402
07/19/2021 16:42	Traffic Stop	2021-00004900	S HWY 125 / OLD MILTON HWY	RIDER, JEFFREY R	No	406	406
						402	402
07/19/2021 17:18	Welfare Check	2021-00004904	359 SW 12TH ST	MAIURI, MIKE	No	406	406
						402	402
07/19/2021 17:28	Premises Check	2021-00004902	609 SE MOUNTAIN VIEW DR	,	No	416	416
07/19/2021 17:32	Shoplifting	2021-00004903	1638 W POPLAR ST	MANSON, JOHN	No	416	416
07/19/2021 17:42	Suspicious Activity	2021-00004905	700 SUNCREST TER	ROSE, MELODY	No	416	416
						402	402
07/19/2021 18:14	Premises Check	2021-00004906	1100 NE C ST	,	No	416	416
07/19/2021 18:25	Traffic Call	2021-00004907	TAUMARSON RD / SE MARKET ST	, TRENT	No	416	416
07/19/2021 18:38	Premises Check	2021-00004908	1020 S COLLEGE AVE	,	No	416	416
07/19/2021 18:59	Fraud	2021-00004909	216 SE 8TH ST	MCMACKIN, JOHN	Yes	409	409
07/19/2021 19:44	Domestic Problem	2021-00004910	SE SUNNY DR / S COLLEGE AVE	INGERSOLL, CHLOE	No	416	416
07/19/2021 20:07	Suspicious Activity	2021-00004911	NE LAMBERT AVE / NE SEDONA LN	TEMPLETON, LARAE	No	409	409
07/19/2021 20:57	Shoplifting	2021-00004912	1700 SE MEADOWBROOK BLVD	MILLS, DEREK	Yes	409	409
07/19/2021 22:17	Premises Check	2021-00004913	1700 SE MEADOWBROOK BLVD	,	No	416	416

Daily Incident Log

Print Date/Time: 08/17/2021 16:04
Login ID: mbarr
Disposition: All

From Date: 07/01/2021 00:00
To Date: 07/31/2021 23:59

College Place Police Dept
ORI Number: WA0360200

Call	Incident Type	Incident Number	Location (Venue)	Caller Name	Rpt Req	Unit	ID #
Total Incidents for 07/19/2021 : 24							
07/20/2021 00:02	Traffic Stop	2021-00004914	NE MYRA RD / NE DAWSON ST	,	No		
07/20/2021 01:10	Traffic Stop	2021-00004915	NE SPITZENBURG ST / NE LAMBERT AVE	,	No		
07/20/2021 02:30	Malicious Mischief	2021-00004916	1230 SE LARCH AVE	KELLY, BILL	No	416	416
07/20/2021 02:31	Premises Check	2021-00004917	1020 S COLLEGE AVE	,	No	409	409
07/20/2021 02:32	Premises Check	2021-00004918	609 SE MOUNTAIN VIEW DR	,	No	409	409
07/20/2021 02:50	Premises Check	2021-00004919	801 SE LARCH AVE	,	No	409	409
07/20/2021 07:49	Traffic Stop	2021-00004920	E WHITMAN DR / NE ALPINE DR	,	No	413	413
07/20/2021 08:20	Premises Check	2021-00004921	742 S COLLEGE AVE	,	No	406	406
						413	413
07/20/2021 08:28	Premises Check	2021-00004922	1700 SE MEADOWBROOK BLVD	,	No	406	406
07/20/2021 08:45	Premises Check	2021-00004923	1100 NE C ST	,	No	406	406
						410	410
07/20/2021 11:31	Accident Non Injury	2021-00004924	NE MYRA RD / W POPLAR ST	BEATTY, ESTELLE	No	413	413
07/20/2021 11:47	Traffic Stop	2021-00004925	1651 W ROSE ST	,	No	413	413
07/20/2021 12:02	Premises Check	2021-00004926	1700 SE MEADOWBROOK BLVD	,	No	408	408
07/20/2021 12:45	Citizen Contact	2021-00004927	SE 4TH ST / SE BIRCH AVE	,	No	410	410
07/20/2021 13:02	Fraud	2021-00004928	1047 SE SENTRY DR	FIELD, FREDERICK	No	410	410
07/20/2021 13:19	Information Report	2021-00004929	729 S COLLEGE AVE	CPPD, 401	No	401	401
07/20/2021 14:34	Paper Service	2021-00004930	421 SE BIRCH AVE	,	No		
07/20/2021 14:49	Assist	2021-00004931	1700 SE MEADOWBROOK BLVD	MILLER, SARAH	No	406	406
						408	408
07/20/2021 20:04	Premises Check	2021-00004932	1100 NE C ST	,	No	416	416
						409	409
07/20/2021 20:22	Premises Check	2021-00004933	1700 SE MEADOWBROOK BLVD	,	No	415	415
						407	407

Daily Incident Log

Print Date/Time: 08/17/2021 16:04
Login ID: mbarr
Disposition: All

From Date: 07/01/2021 00:00
To Date: 07/31/2021 23:59

College Place Police Dept
ORI Number: WA0360200

Call	Incident Type	Incident Number	Location (Venue)	Caller Name	Rpt Req	Unit	ID #
07/20/2021 20:40	Premises Check	2021-00004934	609 SE MOUNTAIN VIEW DR	,	No	416	416
07/20/2021 20:45	Premises Check	2021-00004935	1020 S COLLEGE AVE	,	No	416	416
07/20/2021 21:32	Sex Offense Child	2021-00004936	920 SE DATE AVE	BALTRAN, SANDRA	Yes	415	415
07/20/2021 21:54	Traffic Stop	2021-00004937	1700 SE MEADOWBROOK BLVD	,	No	402	402
Total Incidents for 07/20/2021 : 24							
07/21/2021 01:24	Traffic Stop	2021-00004938	1700 SE MEADOWBROOK BLVD	,	No		
07/21/2021 05:22	Coroner Call Out	2021-00004939	420 SE MYRA RD	CRISS, MARY	No		
07/21/2021 07:58	Suspicious Activity	2021-00004940	SW 13TH ST / SW BADE AVE	JAMES, JASON	Yes	413	413
						408	408
07/21/2021 08:26	Bike Theft	2021-00004941	217 W MAPLE ST	TIEDEMAN, TYLER	No	413	413
07/21/2021 13:23	Unwanted Person	2021-00004942	1200 SE 12TH ST	CC, WENDY	No	413	413
07/21/2021 14:23	Traffic Call	2021-00004943	1298 SE 12TH ST	CROFT, DANNY	No	413	413
						401	401
07/21/2021 17:10	Premises Check	2021-00004944	1700 SE MEADOWBROOK BLVD	,	No	407	407
07/21/2021 17:31	Paper Service	2021-00004945	204 SE 8TH ST	,	No	407	407
07/21/2021 17:41	Paper Service	2021-00004946	1302 SW RIPARIAN CT	,	No	407	407
07/21/2021 17:56	Parking Complaint	2021-00004948	1136 SE SENTRY DR	DRESSLER, TODD	No	407	407
07/21/2021 18:03	Paper Service	2021-00004947	NE TREMONT DR / NE A ST	,	No	415	415
						407	407
						401	401
07/21/2021 18:41	911 Call	2021-00004949	729 S COLLEGE AVE	,	No	415	415
						407	407
						401	401
07/21/2021 20:25	Paper Service	2021-00004950	161 BLALOCK DR	,	No		
07/21/2021 21:03	Paper Service	2021-00004951	204 SE 8TH ST	,	No	415	415
						407	407
07/21/2021 21:08	Premises Check	2021-00004952	1700 SE MEADOWBROOK BLVD	,	No	415	415

Daily Incident Log

Print Date/Time: 08/17/2021 16:04
Login ID: mbarr
Disposition: All

From Date: 07/01/2021 00:00
To Date: 07/31/2021 23:59

College Place Police Dept
ORI Number: WA0360200

Call	Incident Type	Incident Number	Location (Venue)	Caller Name	Rpt Req	Unit	ID #
07/21/2021 21:08	Premises Check	2021-00004952	1700 SE MEADOWBROOK BLVD	,	No	407	407
07/21/2021 21:25	Citizen Contact	2021-00004953	1200 SE 12TH ST	,	No	415	415
07/21/2021 21:27	Traffic Stop	2021-00004954	SE LARCH AVE / SE 8TH ST	,	No	412	412
Total Incidents for 07/21/2021 : 17							
07/22/2021 00:06	Alarm	2021-00004955	400 N COLLEGE AVE	HERRIN, JOHNNY	No	412	412
						407	407
07/22/2021 05:14	Traffic Stop	2021-00004956	W POPLAR ST / NE MYRA RD	,	No	412	412
07/22/2021 11:37	Animal Call	2021-00004957	821 SW BADE AVE	TAMAYO, SCENDA	No	448	448
07/22/2021 12:04	Paper Service	2021-00004958	161 BLALOCK DR	,	No		
07/22/2021 12:34	Traffic Stop	2021-00004959	NE C ST / NE ASH AVE	,	No	413	413
07/22/2021 12:52	Welfare Check	2021-00004960	807 SE CEDAR AVE	LAZONO, JULISSA	No	413	413
						401	401
07/22/2021 13:03	Bike Theft	2021-00004963	26 WALLULA AVE	MACLAFFERTY, CONAN	Yes	413	413
07/22/2021 13:10	Accident Non Injury	2021-00004961	1700 SE MEADOWBROOK BLVD	HART, HOLLY MICHELLE	No	401	401
07/22/2021 13:12	Paper Service	2021-00004962	1513 SE CENTRAL AVE	,	No		
07/22/2021 18:11	Premises Check	2021-00004964	801 SE LARCH AVE	,	No	415	415
						407	407
07/22/2021 18:11	911 Call	2021-00004965	PROSPECT AVE / PLAZA WAY	,	No	415	415
						407	407
07/22/2021 18:46	Traffic Call	2021-00004966	WALLULA AVE / NE ROSE ST	MACLAFFERTY, CONAN	No		
07/22/2021 19:49	Alarm	2021-00004967	104 S COLLEGE AVE	CENTRAL STATION,	No	415	415
						407	407
07/22/2021 20:10	Suspicious Activity	2021-00004968	1100 NE C ST	PREAS, KYLE	No	415	415
						412	412
						407	407
07/22/2021 21:47	Traffic Call	2021-00004969	E HWY 12 / N WILBUR AVE	SCHROEDER, SARA	Yes	415	415

Daily Incident Log

Print Date/Time: 08/17/2021 16:04
Login ID: mbarr
Disposition: All

From Date: 07/01/2021 00:00
To Date: 07/31/2021 23:59

College Place Police Dept
ORI Number: WA0360200

Call	Incident Type	Incident Number	Location (Venue)	Caller Name	Rpt Req	Unit	ID #
07/22/2021 21:47	Traffic Call	2021-00004969	E HWY 12 / N WILBUR AVE	SCHROEDER, SARA	Yes	407	407
07/22/2021 23:44	Traffic Stop	2021-00004970	703 WALLULA AVE	,	No	415	415
						412	412
Total Incidents for 07/22/2021 : 16							
07/23/2021 00:09	Traffic Stop	2021-00004971	N COLLEGE AVE / NW B ST	,	No	415	415
						412	412
07/23/2021 03:32	Traffic Stop	2021-00004972	S HWY 125 / SE MEADOWBROOK BLVD	CPPD, 412	No	412	412
07/23/2021 03:58	Traffic Stop	2021-00004973	S HWY 125 / OLD MILTON HWY	,	No	412	412
07/23/2021 04:53	Traffic Stop	2021-00004974	W WHITMAN DR / SW BADE AVE	,	No	412	412
07/23/2021 05:16	Animal Lost	2021-00004975	1410 SE BROADWAY AVE	RAMIREZ, ESTRELLA	No	CPPD	
07/23/2021 08:36	Violation of Court Order	2021-00004976	718 SE SCENIC VIEW DR	STEELE, CINDY	No	413	413
07/23/2021 09:07	Traffic Stop	2021-00004977	1296 SE 12TH ST	,	No	413	413
07/23/2021 11:41	Abandoned Vehicle	2021-00004978	SW RIPARIAN CT / SW HOMESTEAD AVE	JOHNSON, CYNTHIA	No	448	448
07/23/2021 12:28	Accident Non Injury	2021-00004979	SE MYRA RD / E WHITMAN DR	JOHNSON, PAT	Yes	413	413
07/23/2021 13:35	Traffic Stop	2021-00004980	1296 SE 12TH ST	,	No	413	413
07/23/2021 14:00	Premises Check	2021-00004981	1700 SE MEADOWBROOK BLVD	,	No	413	413
07/23/2021 15:35	Accident Unknown Injury	2021-00004982	700 SUNCREST TER	SMITH, ROBERT	Yes	415	415
						413	413
						408	408
						407	407
07/23/2021 16:37	Theft	2021-00004983	822 NE SPITZENBURG ST	ELLIOTT, TRUDY	Yes	407	407
07/23/2021 18:19	Child Abuse	2021-00004984	220 NE ROSE ST	AVALOS, LUIS	No	415	415
07/23/2021 19:19	Alarm	2021-00004985	144 NW MARIA ST	ELECTRIC, WW	No	407	407
07/23/2021 20:05	Violation of Court Order	2021-00004986	204 SE 8TH ST	HANSON, KAITLYN	No	415	415
						407	407

Daily Incident Log

Print Date/Time: 08/17/2021 16:04
Login ID: mbarr
Disposition: All

From Date: 07/01/2021 00:00
To Date: 07/31/2021 23:59

College Place Police Dept
ORI Number: WA0360200

Call	Incident Type	Incident Number	Location (Venue)	Caller Name	Rpt Req	Unit	ID #
07/23/2021 21:30	Animal Noise Complaint	2021-00004987	1143 SW CARVER ST	JONES, NATASHA	No	412	412
07/23/2021 22:40	Premises Check	2021-00004988	1700 SE MEADOWBROOK BLVD	,	No	415	415
07/23/2021 22:42	Information Report	2021-00004990	1020 S COLLEGE AVE	GRUDZINSKI, ALETHA	No	407	407
07/23/2021 22:44	Traffic Stop	2021-00004989	MOJONNIER RD / CLARENCE AVE	,	No	412	412
07/23/2021 23:20	Citizen Contact	2021-00004991	1200 SE 12TH ST	,	No	407	407
07/23/2021 23:21	Traffic Stop	2021-00004992	E WHITMAN DR / NE LARCH AVE	,	No	415	415
						412	412
07/23/2021 23:36	Traffic Stop	2021-00004993	1200 SE 12TH ST BLK	,	No	415	415
Total Incidents for 07/23/2021 : 23							
07/24/2021 00:49	Traffic Stop	2021-00004994	W WHITMAN DR / SW BADE AVE	,	No	412	412
07/24/2021 03:34	Suspicious Activity	2021-00004995	300 SE HIGHLAND PARK DR BLK	WEIR, CASEY	No	415	415
						412	412
07/24/2021 04:24	Traffic Stop	2021-00004996	NE MYRA RD / W ROSE ST	,	No	412	412
07/24/2021 09:10	Premises Check	2021-00004997	1700 SE MEADOWBROOK BLVD	,	No	406	406
						410	410
07/24/2021 09:28	Premises Check	2021-00004998	1100 NE C ST	,	No	406	406
						410	410
07/24/2021 09:47	Accident Hit and Run	2021-00004999	1100 NE C ST	CPPD, 410	Yes	410	410
07/24/2021 10:38	Traffic Stop	2021-00005000	SE 12TH ST / SE LARCH AVE	,	No	406	406
07/24/2021 10:54	Traffic Stop	2021-00005001	1735 SE MEADOWBROOK BLVD	,	No	406	406
07/24/2021 11:37	Custoldial Interference/Problem	2021-00005002	1123 SW CARVER ST	,	No	410	410
07/24/2021 11:52	Accident Non Injury	2021-00005003	SE LARCH AVE / SE 12TH ST	VAUGHN, ANDREW	No	406	406
						410	410
07/24/2021 12:34	Suspicious Activity	2021-00005004	SE DAVIN DR / SE HIGHLAND PARK DR	PHELPS, TRAVIS	No	416	416

Daily Incident Log

Print Date/Time: 08/17/2021 16:04
Login ID: mbarr
Disposition: All

From Date: 07/01/2021 00:00
To Date: 07/31/2021 23:59

College Place Police Dept
ORI Number: WA0360200

Call	Incident Type	Incident Number	Location (Venue)	Caller Name	Rpt Req	Unit	ID #
07/24/2021 14:28	Domestic Problem	2021-00005005	427 1/2 SE BIRCH AVE B	ZEQUEIRA, CHRISTINA	No	416	416
						406	406
						410	410
						402	402
07/24/2021 14:42	Paper Service	2021-00005006	962 NE SPITZENBURG ST	,	No		
07/24/2021 15:22	Paper Service	2021-00005007	1302 SW RIPARIAN CT	,	No	416	416
07/24/2021 15:33	Premises Check	2021-00005008	1100 NE C ST	,	No	416	416
07/24/2021 15:36	Traffic Stop	2021-00005009	1700 SE MEADOWBROOK BLVD	,	No	406	406
07/24/2021 15:42	Information Report	2021-00005010	1700 SE MEADOWBROOK BLVD	MILLS, DEREK	No	406	406
07/24/2021 15:45	Traffic Call	2021-00005011	1296 SE 12TH ST	,	No	416	416
						402	402
07/24/2021 16:45	Traffic Stop	2021-00005012	NE DAMSON AVE / NE C ST	,	No	416	416
07/24/2021 21:23	Paper Service	2021-00005013	962 NE SPITZENBURG ST	,	No		
07/24/2021 21:46	Premises Check	2021-00005014	1700 SE MEADOWBROOK BLVD	,	No	409	409
07/24/2021 22:46	Premises Check	2021-00005015	1700 SE MEADOWBROOK BLVD	,	No	416	416
07/24/2021 23:17	Mental Health	2021-00005016	1250 SE COMMERCIAL DR	AUFTIN, RACHEL	No	CPPD	
Total Incidents for 07/24/2021 : 23							
07/25/2021 00:17	Suspicious Activity	2021-00005017	BLALOCK DR / N COLLEGE AVE	ST. CLAIR, SHERRY	No	416	416
						409	409
07/25/2021 00:29	Citizen Contact	2021-00005018	314 S COLLEGE AVE	,	No	409	409
07/25/2021 00:58	Suspicious Activity	2021-00005019	358 SE HIGHLAND PARK DR	JUNGE, LAUREN	No	416	416
						409	409
07/25/2021 01:56	Disturbance	2021-00005020	361 N CAMPBELL RD	LAIB, JENNIFER	No	409	409
07/25/2021 08:11	Premises Check	2021-00005021	1700 SE MEADOWBROOK BLVD	,	No	406	406
						410	410
07/25/2021 08:28	Premises Check	2021-00005022	1100 NE C ST	,	No	406	406
						410	410

Daily Incident Log

Print Date/Time: 08/17/2021 16:04
Login ID: mbarr
Disposition: All

From Date: 07/01/2021 00:00
To Date: 07/31/2021 23:59

College Place Police Dept
ORI Number: WA0360200

Call	Incident Type	Incident Number	Location (Venue)	Caller Name	Rpt Req	Unit	ID #
07/25/2021 08:41	Accident Injury	2021-00005023	915 S COLLEGE AVE	HAYS, KAYLA	No	406	406
						410	410
07/25/2021 12:01	Traffic Stop	2021-00005024	S COLLEGE AVE / SE 12TH ST	,	Yes	406	406
						410	410
07/25/2021 13:15	Custoldial Interference/Problem	2021-00005025	1705 SE MARKET ST	RABENOLD, ASHLEY	No	410	410
07/25/2021 15:10	Shoplifting	2021-00005026	1700 SE MEADOWBROOK BLVD	MILLS, DEREK	Yes	406	406
07/25/2021 15:20	Suspicious Activity	2021-00005027	17 SW 8TH ST	SINCLAIR, TIFFANY	No	402	402
07/25/2021 17:05	Animal Found	2021-00005028	SW BADE AVE / SW 6TH ST	DUHART, LARISSA	No	416	416
07/25/2021 18:04	Paper Service	2021-00005029	1302 SW RIPARIAN CT	,	No	416	416
07/25/2021 18:37	Premises Check	2021-00005030	282 NE DECCIO RD	,	No	402	402
07/25/2021 18:37	Premises Check	2021-00005031	1100 NE C ST	,	No	416	416
07/25/2021 20:40	Traffic Call	2021-00005032	SE BROADWAY AVE / SE 12TH ST	RAMIREZ, CHRIS	No	416	416
						409	409
						402	402
07/25/2021 21:29	Found Property	2021-00005033	729 S COLLEGE AVE	,	No	409	409
07/25/2021 21:39	Traffic Stop	2021-00005034	NE MYRA RD / W ROSE ST	,	No	416	416
07/25/2021 22:06	Premises Check	2021-00005035	1700 SE MEADOWBROOK BLVD	,	No	416	416
						409	409
07/25/2021 22:53	Theft Motor Vehicle	2021-00005036	216 SE 11TH ST	ANDRADE, MARIA	No	416	416
						413	413
						409	409
						408	408
						402	402
07/25/2021 23:47	Harassment	2021-00005037	204 SE 8TH ST	BEEN, JONATHAN	No	416	416
Total Incidents for 07/25/2021 : 21							
07/26/2021 00:57	Domestic Problem	2021-00005038	205 N C ST	SCHUMACHER, JULIE	Yes	416	416

Daily Incident Log

Print Date/Time: 08/17/2021 16:04
Login ID: mbarr
Disposition: All

From Date: 07/01/2021 00:00
To Date: 07/31/2021 23:59

College Place Police Dept
ORI Number: WA0360200

Call	Incident Type	Incident Number	Location (Venue)	Caller Name	Rpt Req	Unit	ID #
07/26/2021 00:57	Domestic Problem	2021-00005038	205 N C ST	SCHUMACHER, JULIE	Yes	409	409
07/26/2021 07:49	Traffic Stop	2021-00005039	NE LARCH AVE / E WHITMAN DR	,	No	410	410
07/26/2021 09:26	Premises Check	2021-00005040	1700 SE MEADOWBROOK BLVD	,	No	406	406
						410	410
07/26/2021 09:38	Premises Check	2021-00005041	1100 NE C ST	,	No	406	406
						410	410
07/26/2021 10:38	Suspicious Activity	2021-00005042	1700 SE MEADOWBROOK BLVD	EATON, KAYLA	No	406	406
						410	410
						CPPD	
07/26/2021 10:56	Traffic Stop	2021-00005043	SE LARCH AVE / SE 12TH ST	,	No	406	406
07/26/2021 11:10	Traffic Stop	2021-00005044	SE 12TH ST / SE LARCH AVE	,	No	406	406
07/26/2021 11:18	Traffic Stop	2021-00005045	SE LARCH AVE / SE SCENIC VIEW DR	,	No	406	406
07/26/2021 11:19	Parking Complaint	2021-00005047	220 NE ROSE ST	,	No	410	410
07/26/2021 11:25	Traffic Stop	2021-00005046	SE LARCH AVE / SE MOCKINGBIRD DR	,	No	406	406
07/26/2021 13:31	Accident Hit and Run	2021-00005048	218 E WHITMAN DR	SMITH, BENJAMIN	No	406	406
						410	410
07/26/2021 13:58	Parking Complaint	2021-00005049	871 SE LARKSPUR PL	JOYAL, JEANNE	No	410	410
07/26/2021 15:49	Traffic Stop	2021-00005050	SE LARCH AVE / SE 12TH ST	,	No	406	406
07/26/2021 15:56	Traffic Stop	2021-00005051	SE 12TH ST / SE BIRCH AVE	,	No	406	406
07/26/2021 16:11	Traffic Stop	2021-00005052	SE MYRA RD / E WHITMAN DR	,	No	406	406
07/26/2021 16:33	Disturbance	2021-00005053	600 SE SCENIC VIEW DR BLK	BROWING, ZANE	No	416	416
						406	406
07/26/2021 16:44	Unknown Problem	2021-00005054	1242 SE DEWEY DR	CC, F	No	416	416
07/26/2021 16:58	Domestic Problem	2021-00005055	1700 SE MEADOWBROOK BLVD	SAMUELS, JEANIE	No	416	416
						406	406
07/26/2021 18:03	Extra Patrol	2021-00005056	216 SE 11TH ST	HERRERA, MARTHA	No	416	416

Daily Incident Log

Print Date/Time: 08/17/2021 16:04
Login ID: mbarr
Disposition: All

From Date: 07/01/2021 00:00
To Date: 07/31/2021 23:59

College Place Police Dept
ORI Number: WA0360200

Call	Incident Type	Incident Number	Location (Venue)	Caller Name	Rpt Req	Unit	ID #
07/26/2021 18:35	Premises Check	2021-00005057	1100 NE C ST	,	No	416	416
07/26/2021 21:34	Follow Up	2021-00005058	1700 SE MEADOWBROOK BLVD	,	No	409	409
07/26/2021 22:02	Traffic Stop	2021-00005059	S COLLEGE AVE / SE SUNNY DR	,	No	416	416
07/26/2021 22:09	Premises Check	2021-00005060	1700 SE MEADOWBROOK BLVD	,	No	416	416
07/26/2021 23:57	Traffic Call	2021-00005061	WALLULA AVE / NE ROSE ST	CPPD, 409	No	409	409
Total Incidents for 07/26/2021 : 24							
07/27/2021 00:33	Assault Weapon	2021-00005062	N 2ND AVE / W MAIN ST	WWFD M3921,	Yes	416	416
						409	409
07/27/2021 06:50	Kidnapping	2021-00005063	105 N F ST	LOW-WEBB, BRANDON NEAL	Yes	410	410
						413	413
						411	411
						408	408
07/27/2021 08:32	Premises Check	2021-00005064	1700 SE MEADOWBROOK BLVD	,	No	406	406
						410	410
07/27/2021 08:53	Premises Check	2021-00005065	1100 NE C ST	,	No	406	406
						410	410
07/27/2021 09:34	Traffic Stop	2021-00005066	SE DEWEY DR / SE LARCH AVE	,	No	406	406
07/27/2021 09:57	Theft	2021-00005067	1435 SE CENTRAL AVE	MCCLENNY, JUSTIN	No	410	410
07/27/2021 10:20	Mental Health	2021-00005068	130 SW SILVERSTAR LN 101	KISSINGER, LORI	No	406	406
						410	410
						413	413
07/27/2021 13:32	Traffic Stop	2021-00005069	SE 4TH ST / SE ELM AVE	,	No	410	410
						413	413
07/27/2021 14:55	911 Call	2021-00005070	155 SW SILVERSTAR LN	,	No		
07/27/2021 15:07	Traffic Call	2021-00005071	S HWY 125 / SE MEADOWBROOK BLVD	LOPEZ, VICTORIA	No		
07/27/2021 15:18	Parking Complaint	2021-00005072	915 1/2 S COLLEGE AVE	,	No	448	448

Daily Incident Log

Print Date/Time: 08/17/2021 16:04
Login ID: mbarr
Disposition: All

From Date: 07/01/2021 00:00
To Date: 07/31/2021 23:59

College Place Police Dept
ORI Number: WA0360200

Call	Incident Type	Incident Number	Location (Venue)	Caller Name	Rpt Req	Unit	ID #
07/27/2021 15:22	Animal Call	2021-00005073	408 SE 3RD ST., COLLEGE PLACE	,	No	448	448
07/27/2021 15:25	Parking Complaint	2021-00005074	370 S.E. 3RD ST., COLLEGE PLACE	,	No	448	448
07/27/2021 15:26	Parking Complaint	2021-00005075	126 SE 3RD ST., COLLEGE PLACE	,	No	448	448
07/27/2021 15:29	Traffic Call	2021-00005076	700 SUNCREST TER	CC, FEMALE	No	CPPD	
07/27/2021 16:11	Accident Unknown Injury	2021-00005077	S HWY 125 / SE MEADOWBROOK BLVD	,	No	416	416
						406	406
						402	402
						401	401
07/27/2021 19:23	Suspicious Activity	2021-00005078	204 SE 12TH ST 1	DURST, TIM	No	416	416
						409	409
						402	402
07/27/2021 19:59	Premises Check	2021-00005079	1100 NE C ST	,	No	416	416
07/27/2021 22:32	Premises Check	2021-00005080	1700 SE MEADOWBROOK BLVD	,	No	415	415
						409	409
07/27/2021 22:32	Premises Check	2021-00005081	1700 SE MEADOWBROOK BLVD	,	No	416	416
						415	415
						409	409

Total Incidents for 07/27/2021 : 20

07/28/2021 00:31	Welfare Check	2021-00005082	S HWY 125 / OLD MILTON HWY	RUIZ, ALEXIS	Yes	409	409
07/28/2021 10:17	Animal Call	2021-00005083	128 SW 10TH ST	ESPANA-LOPEZ, MEGAN	No	448	448
07/28/2021 11:24	Accident Hit and Run	2021-00005085	1700 SE MEADOWBROOK BLVD	TERRY, MARK	No	414	414
						413	413
07/28/2021 11:27	Citizen Contact	2021-00005084	S COLLEGE AVE / SE 10TH ST	,	No	414	414
07/28/2021 11:54	Accident Non Injury	2021-00005086	TAUMARSON RD / SE BLISS LN	KELSEY, ERIC	No	414	414
07/28/2021 13:02	Paper Service	2021-00005087	1302 SW RIPARIAN CT	,	No	413	413
07/28/2021 13:40	Bike Theft	2021-00005089	100 SW 4TH ST	, ISAAC	Yes	414	414

Daily Incident Log

Print Date/Time: 08/17/2021 16:04
Login ID: mbarr
Disposition: All

From Date: 07/01/2021 00:00
To Date: 07/31/2021 23:59

College Place Police Dept
ORI Number: WA0360200

Call	Incident Type	Incident Number	Location (Venue)	Caller Name	Rpt Req	Unit	ID #
07/28/2021 13:57	Firearm Purchase Violations	2021-00005090	55 SW SILVERSTAR LN	KELLEY, JENNA DAWN	No		
07/28/2021 14:06	Abandoned Vehicle	2021-00005091	431 SE SCENIC VIEW DR	NELSON, JOSEPH	No	448	448
07/28/2021 14:11	Paper Service	2021-00005092	1302 SW RIPARIAN CT	,	No	413	413
07/28/2021 14:36	Parking Complaint	2021-00005093	231 SE VALLEY DR	,	No	448	448
07/28/2021 14:50	Parking Complaint	2021-00005094	100 SE SUNNY DR BLOCK	,	No	448	448
07/28/2021 16:27	Alarm	2021-00005095	1658 W POPLAR ST 101	CC, SHWH	No	415	415
07/28/2021 16:36	Traffic Stop	2021-00005096	SE LARCH AVE / SE BRENTWOOD PL	,	No	415	415
07/28/2021 17:46	Assist	2021-00005097	794 COUNTY RD NO 448	KIRSTEN,	No	415	415
07/28/2021 20:44	Parking Complaint	2021-00005098	MOJONNIER RD / FROG HOLLOW RD	BRENNAN, JIM	No	415	415
07/28/2021 21:13	Traffic Stop	2021-00005099	W WHITMAN DR / SW BADE AVE	,	No	412	412
07/28/2021 21:27	Premises Check	2021-00005100	1700 SE MEADOWBROOK BLVD	,	No	415	415
						412	412
Total Incidents for 07/28/2021 : 18							
07/29/2021 01:40	Traffic Stop	2021-00005101	NE MYRA RD / W ROSE ST	,	No	415	415
						412	412
07/29/2021 03:29	Assist	2021-00005102	553 SW 3RD ST	NOSWORTHY, SLYVIA	Yes	412	412
07/29/2021 06:45	Animal Call	2021-00005103	300 SE SCENIC VIEW DR BLK	GARRETT, JONATHAN	No	448	448
07/29/2021 07:23	Welfare Check	2021-00005104	529 SE DATE AVE	SEACREST, CAROL	No	CPPD	
07/29/2021 08:04	Coroner Call Out	2021-00005107	420 SE MYRA RD	DEMARCO, TRACY	No		
07/29/2021 09:17	Assault	2021-00005105	550 E WHITMAN DR	CLEMENTS, SHERENA	Yes	413	413
07/29/2021 09:33	911 Call	2021-00005106	1022 SE BROADWAY AVE	BOYD, ELWOOD	No	413	413
						408	408
07/29/2021 11:15	Code Enforcement	2021-00005108	795 SE SYDNEE LN	, KATIE	No	448	448
07/29/2021 11:43	Accident Unknown Injury	2021-00005109	SE MYRA RD / W POPLAR ST	FLOREZ, LEN	No	413	413
07/29/2021 11:46	Parking Complaint	2021-00005110	708 SE SCENIC VIEW DR	,	No	448	448

Daily Incident Log

Print Date/Time: 08/17/2021 16:04
Login ID: mbarr
Disposition: All

From Date: 07/01/2021 00:00
To Date: 07/31/2021 23:59

College Place Police Dept
ORI Number: WA0360200

Call	Incident Type	Incident Number	Location (Venue)	Caller Name	Rpt Req	Unit	ID #
07/29/2021 13:14	Assist	2021-00005111	550 E WHITMAN	,	No	411	411
07/29/2021 13:37	Code Enforcement	2021-00005112	1157 SE DATE AVE	,	No	448	448
07/29/2021 13:41	Parking Complaint	2021-00005113	400 BLK. SE 12TH, COLLEGE PLACE	,	No	448	448
07/29/2021 13:45	Alarm	2021-00005114	144 NW MARIA ST	ELEC, WW	No	414	414
						401	401
07/29/2021 14:31	Vehicle Prowl	2021-00005115	995 GRANDVIEW AVE	DIMMAN, EMRY	Yes	414	414
07/29/2021 14:32	Traffic Call	2021-00005119	WALLULA AVE / NE ROSE ST	WWCO, 148	No		
07/29/2021 14:46	Paper Service	2021-00005116	920 NE ALDEN ST	,	No		
07/29/2021 15:02	Paper Service	2021-00005117	619 S COLLEGE AVE	,	No		
07/29/2021 15:17	Harassment	2021-00005118	406 S COLLEGE AVE	COTTRILL, ZACH	No	413	413
07/29/2021 17:09	Narcotics Call	2021-00005120	538 NE FLEETWOOD AVE	HARVEY, ROBERT	No	415	415
07/29/2021 18:16	Traffic Stop	2021-00005121	E HWY 12 / N CLINTON ST	,	Yes	415	415
07/29/2021 19:03	Assist	2021-00005122	107 SW 6TH ST 5	ROJAS, JUAN	Yes	415	415
07/29/2021 19:12	Sex Offense	2021-00005123	31 SE ASH AVE	YOUNG, ELYSSA	No	415	415
07/29/2021 21:39	Disturbance	2021-00005125	711 SE 4TH ST	PARISI, CHRISTOPHER	No	415	415
07/29/2021 22:08	Premises Check	2021-00005126	1700 SE MEADOWBROOK BLVD	,	No	415	415
						412	412
07/29/2021 22:29	Traffic Stop	2021-00005127	NE C ST / NE LARCH AVE	,	No		
07/29/2021 23:49	Traffic Stop	2021-00005128	SE 4TH ST / SE LARCH AVE	,	No	412	412
Total Incidents for 07/29/2021 : 27							
07/30/2021 01:42	Suspicious Activity	2021-00005129	104 SE 12TH ST	HAINRICK, MYRNA	No	415	415
						412	412
07/30/2021 04:28	Mental Health	2021-00005130	711 SE 4TH ST B	APARICIO, CHRISTOPHER	No	412	412
07/30/2021 06:27	Welfare Check	2021-00005131	225 SE DATE AVE	TEETE, WILLIAM	No	414	414
07/30/2021 07:35	Assault	2021-00005132	623 S COLLEGE AVE	ALYSSA, YOUNG	No	413	413
07/30/2021 08:52	Traffic Stop	2021-00005133	N COLLEGE AVE / NE A ST	,	No	414	414

Daily Incident Log

Print Date/Time: 08/17/2021 16:04
Login ID: mbarr
Disposition: All

From Date: 07/01/2021 00:00
To Date: 07/31/2021 23:59

College Place Police Dept
ORI Number: WA0360200

Call	Incident Type	Incident Number	Location (Venue)	Caller Name	Rpt Req	Unit	ID #
07/30/2021 09:51	Premises Check	2021-00005134	1700 SE MEADOWBROOK BLVD	,	No	408	408
07/30/2021 10:06	Premises Check	2021-00005135	1100 NE C ST	,	No	408	408
07/30/2021 10:24	Traffic Stop	2021-00005136	S HWY 125 / SE COMMERCIAL DR	,	No	414	414
07/30/2021 11:37	Code Enforcement	2021-00005137	119 SW 12TH ST., COLLEGE PLACE	,	No	448	448
07/30/2021 12:28	Vehicle Prowl	2021-00005138	221 NE BIRCH AVE 4	CRAWFORD, KYLER	Yes	414	414
						408	408
07/30/2021 13:04	Civil Problem	2021-00005139	795 SE SYDNEE LN	,	No	414	414
						413	413
07/30/2021 13:24	Civil Problem	2021-00005140	623 S COLLEGE AVE	ROBERTS, KATHERINE	No	408	408
07/30/2021 14:08	Traffic Stop	2021-00005141	1425 W PINE ST	,	No	414	414
07/30/2021 15:04	Paper Service	2021-00005142	415 SE DATE AVE	,	No		
07/30/2021 15:11	Traffic Call	2021-00005144	NE ROSE ST / WALLULA AVE	WOOD, CHRIS	No		
07/30/2021 15:32	Parking Complaint	2021-00005143	505 SE 5TH ST	MILLER, RUBY	No	448	448
						413	413
07/30/2021 19:22	Suspicious Activity	2021-00005145	HIGHLAND RD / CHISHOLM CT	BRINTON, ALAYNA	No	407	407
07/30/2021 20:29	Paper Service	2021-00005146	1605 SE MEADOWBROOK BLVD	,	No		
07/30/2021 21:05	Disturbance	2021-00005147	220 SE 11TH ST	CANO, ALAYNA	No	407	407
07/30/2021 22:04	Traffic Stop	2021-00005148	N WILBUR AVE / E HWY 12	,	No	431	431
07/30/2021 22:07	Premises Check	2021-00005149	1700 SE MEADOWBROOK BLVD	,	No	415	415
						407	407
07/30/2021 22:38	Traffic Call	2021-00005150	W POPLAR ST / AVERY ST	EVANS, CHARLIE	No	CPPD	
07/30/2021 22:46	Traffic Stop	2021-00005151	1199 NE MYRA RD	,	No	415	415
07/30/2021 22:50	Traffic Stop	2021-00005153	S HWY 125 / SE COMMERCIAL DR	,	No		
07/30/2021 22:51	Traffic Stop	2021-00005152	NE MYRA RD / W ROSE ST	,	No	431	431
Total Incidents for 07/30/2021 : 25							
07/31/2021 00:03	Traffic Stop	2021-00005154	S HWY 125 / SE MEADOWBROOK BLVD	,	No	431	431

Daily Incident Log

Print Date/Time: 08/17/2021 16:04
Login ID: mbarr
Disposition: All

From Date: 07/01/2021 00:00
To Date: 07/31/2021 23:59

College Place Police Dept
ORI Number: WA0360200

Call	Incident Type	Incident Number	Location (Venue)	Caller Name	Rpt Req	Unit	ID #
07/31/2021 00:11	Traffic Stop	2021-00005155	S HWY 125 / SE MEADOWBROOK BLVD	,	No	431	431
07/31/2021 00:41	Traffic Stop	2021-00005156	S HWY 125 / S COLLEGE AVE	,	No	431	431
07/31/2021 01:14	Traffic Stop	2021-00005157	E ALDER ST / S WILBUR AVE	,	No	431	431
07/31/2021 01:32	Traffic Stop	2021-00005158	S 9TH AVE / MALCOLM ST	,	No	431	431
07/31/2021 06:30	Disturbance	2021-00005159	355 NE SPRUCEWOOD PL	BECCAI, ANDROYAS	No	415	415
						406	406
07/31/2021 08:26	Death Investigation	2021-00005160	115 SW 5TH ST	CC, F	Yes	415	415
						402	402
07/31/2021 10:04	Traffic Call	2021-00005161	NE ROSE ST / WALLULA AVE	,	No		
07/31/2021 12:32	Welfare Check	2021-00005162	125 SE SCENIC VIEW DR	DASCHOFSKY, ROY	No	402	402
07/31/2021 14:00	Open Door/Window	2021-00005163	1272 SW CARVER ST	EDISON, ANDREW	No	402	402
07/31/2021 14:56	Accident Non Injury	2021-00005164	S GOSE ST / WALLULA AVE	MARTIN, KAREN	Yes	402	402
07/31/2021 15:40	Shoplifting	2021-00005165	1700 SE MEADOWBROOK BLVD	MILLS, DEREK	Yes	416	416
						402	402
07/31/2021 17:35	Traffic Call	2021-00005166	THE DALLES MILITARY RD / SE MYRA RD	PLANTENBERG, STONE	No	416	416
07/31/2021 17:56	Premises Check	2021-00005167	1100 NE C ST	,	No	416	416
07/31/2021 19:13	Harassment	2021-00005168	200 SW ACADEMY WAY	,	No	416	416
07/31/2021 20:59	Mental Health	2021-00005170	711 SE 4TH ST B	STANLEY, ROGER	No	416	416
						409	409
07/31/2021 21:16	Harassment	2021-00005169	214 SE 11TH ST	CANO, ALAYNA	No	416	416
						409	409
07/31/2021 22:22	Follow Up	2021-00005171	1700 SE MEADOWBROOK BLVD	,	No	416	416
07/31/2021 22:24	Traffic Stop	2021-00005172	1100 NE C ST	,	No	409	409
07/31/2021 22:45	Premises Check	2021-00005173	1700 SE MEADOWBROOK BLVD	,	No	416	416
07/31/2021 23:11	Kidnapping	2021-00005174	1200 SE BROADWAY AVE J	GREEN, MERCEDES	No	409	409

Daily Incident Log

Print Date/Time:	08/17/2021 16:04	**From Date:**	07/01/2021 00:00		College Place Police Dept
Login ID:	mbarr	**To Date:**	07/31/2021 23:59	**ORI Number:**	WA0360200
Disposition:	All				

Call	Incident Type	Incident Number	Location (Venue)	Caller Name	Rpt Req	Unit	ID #

Total Incidents for 07/31/2021 : 21

Incident Activity Report

Print Date/Time: 08/17/2021 16:04
Login ID: mbarr
Layer: All
Areas: All

From Date: 07/01/2021 00:00
To Date: 07/31/2021 23:59

College Place Police Dept
ORI Number: WA0360200
Incident Type: All

Hour	SUNDAY		MONDAY		TUESDAY		WEDNESDAY		THURSDAY		FRIDAY		SATURDAY		TOTAL	
	INCIDENTS	%	INCIDENTS	%	INCIDENTS	%	INCIDENTS	%	INCIDENTS	%	INCIDENTS	%	INCIDENTS	%	INCIDENTS	%
24	6	0.8	3	0.4	4	0.5	5	0.6	4	0.5	3	0.4	5	0.6	30	3.9
1	5	0.6	1	0.1	2	0.3	4	0.5	1	0.1	1	0.1	3	0.4	17	2.2
2	3	0.4	0	0.0	5	0.6	0	0.0	0	0.0	1	0.1	1	0.1	10	1.3
3	0	0.0	1	0.1	1	0.1	1	0.1	1	0.1	2	0.3	3	0.4	9	1.2
4	0	0.0	0	0.0	0	0.0	0	0.0	0	0.0	2	0.3	2	0.3	4	0.5
5	0	0.0	0	0.0	0	0.0	1	0.1	1	0.1	1	0.1	0	0.0	3	0.4
6	1	0.1	0	0.0	1	0.1	2	0.3	2	0.3	1	0.1	2	0.3	9	1.2
7	1	0.1	3	0.4	5	0.6	3	0.4	4	0.5	8	1.0	2	0.3	26	3.4
8	10	1.3	7	0.9	12	1.5	3	0.4	6	0.8	4	0.5	2	0.3	44	5.7
9	3	0.4	5	0.6	9	1.2	2	0.3	7	0.9	6	0.8	9	1.2	41	5.3
10	3	0.4	10	1.3	8	1.0	1	0.1	3	0.4	9	1.2	4	0.5	38	4.9
11	2	0.3	6	0.8	10	1.3	7	0.9	7	0.9	4	0.5	3	0.4	39	5.0
12	2	0.3	6	0.8	5	0.6	6	0.8	9	1.2	5	0.6	4	0.5	37	4.8
13	6	0.8	7	0.9	10	1.3	7	0.9	15	1.9	12	1.5	1	0.1	58	7.5
14	1	0.1	4	0.5	8	1.0	7	0.9	9	1.2	9	1.2	6	0.8	44	5.7
15	6	0.8	3	0.4	10	1.3	4	0.5	9	1.2	9	1.2	9	1.2	50	6.4
16	3	0.4	7	0.9	6	0.8	6	0.8	1	0.1	3	0.4	6	0.8	32	4.1
17	5	0.6	6	0.8	4	0.5	5	0.6	2	0.3	3	0.4	6	0.8	31	4.0
18	7	0.9	13	1.7	2	0.3	5	0.6	6	0.8	5	0.6	4	0.5	42	5.4
19	1	0.1	6	0.8	8	1.0	5	0.6	4	0.5	5	0.6	5	0.6	34	4.4
20	8	1.0	6	0.8	4	0.5	3	0.4	7	0.9	3	0.4	5	0.6	36	4.6
21	14	1.8	7	0.9	5	0.6	9	1.2	8	1.0	6	0.8	8	1.0	57	7.3
22	10	1.3	6	0.8	6	0.8	4	0.5	4	0.5	13	1.7	10	1.3	53	6.8
23	9	1.2	2	0.3	3	0.4	2	0.3	4	0.5	9	1.2	3	0.4	32	4.1
Totals:	**106**	**13.7**	**109**	**14.1**	**128**	**16.5**	**92**	**11.9**	**114**	**14.7**	**124**	**16.0**	**103**	**13.3**	**776**	**100.00**

July 2021 Officer Activity

Officer	Incidents	Traffic Stops	Arrests	Merged cases	Tickets
Totals	1013	168	43	61	72
Adams, Eric	88	8	4	5	11
Benfield, Robert	51	3	0	1	1
Bennett, George	7	7	0	0	1
Cole, Tanner	93	12	0	1	0
Diaz, Salvador	87	4	1	5	2
Duede, Jimmy	109	18	6	7	9
Fortin, Brian	4	0	0	0	0
Harris, Tanner	103	10	3	8	4
Langlois, Joseph	78	17	10	10	11
Nordman, Ron	30	0	0	1	1
Parker, Alan	14	0	0	0	0
Schild, Andrew	148	9	5	5	6
Schmick, Dylan	59	20	3	4	2
Tomaras, Troy	0	0	0	0	0
Watkins, Daniel	41	24	2	2	5
Williams, Chris	101	36	9	12	19

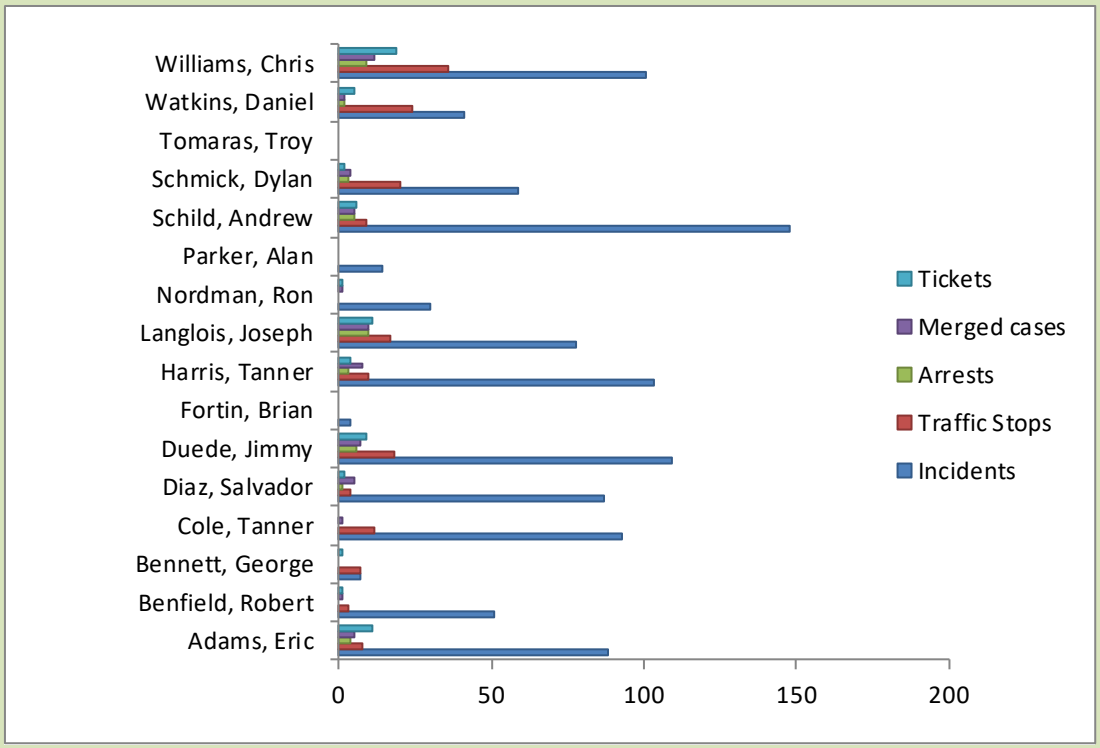

Permit Report

City Of College Place

01/01/2021 to 07/31/2021

Time: 09:27:41 Date: 08/02/2021

Annexation

Permit Type:

Permit Number	Name	Description	Valuation	Date Issued	FeeTotal	Total Paid
2021.0318.AN0001	Sharp Donald B & Trudy Marie 995 C St NE 35-07-25-52-3744	ANNEXATION		05/28/2021	250.00	250.00
Contractor	Sharp Donald B & Trudy Marie					
Totals:	**1**				**250.00**	**250.00**

Boundary Line Adjustment

Permit Type:

Permit Number	Name	Description	Valuation	Date Issued	FeeTotal	Total Paid
2021.0195.BO0001	SIRMON THAD REAL ESTATE LLC 942 Spitzenburg St NE 35-07-25-52-3754	Parcel A and B common boundaries. A = 350725523755 B=350725523754 Parcel B will gain acreage from parcel A		03/10/2021	100.00	100.00
Contractor	SIRMON THAD REAL ESTATE LLC, SIRMON THAD					
Totals:	**1**				**100.00**	**100.00**

Building Permit

Permit Type:

Permit Number	Name	Description	Valuation	Date Issued	FeeTotal	Total Paid
2021.0005.BP0001	Perfection Glass, 621 8th St SE 35-07-36-60-0806	INSTALLING VINYL WINDOWS & LAP SIDING	2,000.00	01/05/2021	176.47	176.47
Contractor	Perfection Glass,					
2021.0024.BP0002	Shafer Vernon 507 Mountain View Dr SE 35-07-36-58-0728	HANDICAP BATHROOM	14,841.60 Sq. Ft.: 120	01/15/2021	491.79	491.79
Contractor	Heagy Terri					
2021.0103.BP0003	Saldana Juan M & Fabiola S 26 6th St SE 35-07-36-60-0519	SIDING	6,000.00	02/09/2021	273.49	
Contractor	Saldana Juan M & Fabiola S					
2021.0105.BP0004	Lang Mel 256 Elder Pl NE 35-07-25-58-0316	SHED	9,367.68 Sq. Ft.: 192	02/17/2021	370.51	370.51
Contractor	Lang Mel					

Permit Report

City Of College Place

01/01/2021 to 07/31/2021

Time: 09:27:41 Date: 08/02/2021

Building Permit

Permit Type:

Permit Number	Name	Description	Valuation	Date Issued	FeeTotal	Total Paid
2021.0160.BP0005	Pierce Matthew & Brenda	ADDITION / ART STUDIO	119,474.88	02/23/2021	1,972.41	1,972.41
	92 Doans Ave SW		Sq. Ft.: 966			
	35-07-35-69-0004					
Contractor	Pierce Matthew & Brenda					
2021.0199.BP0006	Penner Kenneth J & Janet K	FIRE DAMAGE REPAIR	82,995.70	03/15/2021	925.11	925.11
	1325 Sky Ave SE					
	35-07-36-58-1001					
Contractor	Five Star Disaster Services					
2021.0202.BP0007	Lopez Hector Lopez-Macias	ADDING BATHROOM	10,500.00	03/16/2021	394.77	394.77
	118 12th St SW					
	35-07-35-53-0004					
Contractor	A-Z General Contracting LLC, Cherkasov Vitaliy					
2021.0218.BP0008	Jenkins, William & Joanne	ENTRY STEPS	1,025.60	03/30/2021	126.47	126.47
	1876 Sunflower Ct SE		Sq. Ft.: 20			
	35-06-01-52-0222					
Contractor	Jenkins, William & Joanne					
2021.0230.BP0010	Jensen Floyd & Mary	EGRESS WINDOW	800.00	04/02/2021	47.19	47.19
	308 Mountain View Dr SE					
	35-07-36-58-0316					
Contractor	Gary Harvey Construction, Harvey Gary					
2021.0241.BP0011	Reseck Jonathan	KITCHEN REMODEL	5,000.00	04/08/2021	258.30	258.30
	22 6th St SE					
	35-07-36-60-0527					
Contractor	Reseck Jonathan					
2021.0248.BP0012	Harral Don	EGRESS WINDOW	2,000.00	04/13/2021	132.07	132.07
	27 6th St SW					
	35-07-35-60-2401					
Contractor	Harral Don					
2021.0249.BP0013	Mangum-Williams Melani Dawn	DECK	16,000.00	04/15/2021	537.81	537.81
	807 Tamarack St SE					
	35-07-36-69-0201					
Contractor	Bocanegra, Bocanegra Construction LLC Thalia					

Building Permit

Permit Type:

Permit Number	Name	Description	Valuation	Date Issued	FeeTotal	Total Paid
2021.0259.BP0014	Parker Kristal 1227 Murphy Ln SE 35-07-36-53-0012	REPLACE WINDOWS	600.00	04/22/2021	35.70	35.70
Contractor	Perfection Glass,					
2021.0260.BP0015	Pontius Roberta Lynn & David 226 Sunny Dr SE 35-07-36-58-0604	REPLACE WINDOWS	2,490.00	04/22/2021	98.00	98.00
Contractor	Perfection Glass,					
2021.0273.BP0016	Hiner Robert & Kristina 398 Highland Park Dr SE 35-07-36-54-0501	DECK	15,076.32 Sq. Ft.: 294	04/28/2021	537.81	537.81
Contractor	Hiner Robert & Kristina					
2021.0275.BP0017	Flores Laurie & Patrick 59 College Ave N 35-07-26-52-3901	COVERED PATIO	27,075.84 Sq. Ft.: 528	04/28/2021	821.49	821.49
Contractor	Lozanos Remodel LLC, Lozano Adan					
2021.0285.BP0019	Edward Jesse 1003 Crestlane Dr SE 35-07-36-55-0206	DECK	29,947.52 Sq. Ft.: 584	05/04/2021	858.15	858.15
Contractor	Edward Jesse					
2021.0284.BP0018	Serl Mitchell Tyler 105 A St NE 35-07-25-57-0201	WINDOWS & SIDING	5,685.00	05/04/2021	233.71	233.71
Contractor	Serl Mitchell Tyler					
2021.0296.BP0020	Reiswig Nicole Taler 1002 C St NE 35-07-25-44-0023	SIDING GARAGE	1,050.00	05/10/2021	132.32	132.32
Contractor	Reiswig Nicole Taler					
2021.0305.BP0023	Reiswig Nicole Taler 1002 C St NE 35-07-25-44-0023	FRONT STAIR	3,000.00	05/18/2021	207.48	207.48
Contractor	Reiswig Nicole Taler					

Building Permit

Permit Type:

Permit Number	Name	Description	Valuation	Date Issued	FeeTotal	Total Paid
2021.0303.BP0021	Jerez Clara 119 6th St SW 35-07-35-60-2407	UPSTAIRS REMODEL	5,000.00	05/18/2021	258.30	258.30
Contractor	Jerez Clara					
2021.0304.BP0022	Medica Francesca 103 Mountain View Dr SE 35-07-36-58-0238	REMODEL KITCHEN IN DOWNSTAIRS	500.00	05/18/2021	99.15	99.15
Contractor	Medica Francesca					
2021.0327.BP0024	Salazar Erik Z & Migdalia E 1304 Broadway Ave SE 35-07-36-58-0124	1304 SE Broadway. Installation of basement egress window.	900.00	06/09/2021	45.75	45.75
Contractor	Salazar Erik Z & Migdalia E					
2021.0330.BP0025	Vories Donald & Nancy 1445 Valley View Terrace SE 35-07-36-34-0074	CONVERT STORAGE SHED IN TO BATHROOM / LAUNDRY ROOM	6,000.00	06/11/2021	283.71	283.71
Contractor	Vories Donald & Nancy					
2021.0331.BP0026	Wahner Douglas James 421 4th St SE 35-07-36-21-0056	Basement bedroom egress windows.	4,000.00	06/11/2021	182.89	182.89
Contractor	Serl, Lawrence					
2021.0342.BP0027	Bigler Kent H & Andrea 1164 Sentry Dr SE 35-07-36-77-0001	RETAINING WALL	5,425.20	06/16/2021	283.71	283.71
Contractor	Bigler Kent H & Andrea					
2021.0359.BP0028	Aberle Brandon J. 704 Evans Ave SW 35-07-35-60-2219	MASTER BATHROOM REMODEL	5,000.00	07/02/2021	258.30	
Contractor	Aberle Brandon J.					
2021.0366.BP0030	Angulo, Juan Miguel & Laura 25 A St NE 35-07-25-57-0102	VINYL WINDOW	900.00	07/07/2021	45.75	45.75
Contractor	Perfection Glass,					

Building Permit — Permit Type:

Permit Number	Name	Description	Valuation	Date Issued	FeeTotal	Total Paid
2021.0363.BP0029	Brown Leslie E. & Janet K 515 Mountain View Dr SE 35-07-36-58-0727	BATHROOM ADDITION	17,628.30 Sq. Ft.: 135	07/07/2021	588.63	588.63
Contractor	Serl Construction,					
2021.0368.BP0031	Brown Earl 1080 Garrison Village Way SE 35-07-36-96-0003	WINDOW	1,460.00	07/12/2021	65.85	65.85
Contractor	Home Depot, Terri Boyd					
2021.0388.BP0032	Perfection Glass, 228 Whitman Dr W 35-07-26-52-3977	WINDOWS	3,170.00	07/22/2021	113.40	113.40
Contractor	Perfection Glass,					
2021.0389.BP0033	Hardin Matthew 355 Highland Park Dr SE 35-07-36-63-0112	DECK	6,871.52 Sq. Ft.: 134	07/26/2021	309.12	309.12
Contractor	4 Seasons Color Inc, Matt Hardin					
2021.0397.BP0034	Kivett, Myrna Lee 425 College Ave S 35-07-36-60-0417	FRONT PORCH AND SIDEWALK	1,794.80 Sq. Ft.: 35	07/29/2021	171.01	
Contractor	C&R Concrete,					
2021.0398.BP0035	Hardin Matthew 355 Highland Park Dr SE 35-07-36-63-0112	WINDOWS	3,500.00	07/29/2021	113.40	113.40
Contractor	4 Seasons Color Inc					
Totals: 34			**417,079.96**		**11,450.02**	**10,747.22**
		Sq. Ft.	**3,008**			

Commercial — Permit Type:

Permit Number	Name	Description	Valuation	Date Issued	FeeTotal	Total Paid
2021.0030.CO0001	City of College Place 199 Teal Rd 35-06-02-23-0040	LIFT STATION	128,000.00	01/20/2021	2,018.53	2,018.53
Contractor	APOLLO, INC,					

Permit Report

City Of College Place

01/01/2021 to 07/31/2021

Time: 09:27:41 Date: 08/02/2021

Commercial

Permit Type:

Permit Number	Name	Description	Valuation	Date Issued	FeeTotal	Total Paid
2021.0037.CO0002	Walla Walla Land Development Part	FORT WW CLUBHOUSE	546,799.88	01/22/2021	6,014.65	
	900 Whitman E		Sq. Ft.: 4246			
	35-07-25-43-0067					
Contractor	Walla Walla Land Development Partners LL,					
2021.0038.CO0003	Walla Walla Land Development Part	FORT WW BLDG 1 36 UNITS	4,189,146.76	01/22/2021	27,166.61	
	900 Whitman E		Sq. Ft.: 37151			
	35-07-25-43-0067					
Contractor	Walla Walla Land Development Partners LL,					
2021.0039.CO0004	Walla Walla Land Development Part	FORT WW BLDG 2 36 UNITS	4,189,146.76	01/22/2021	27,166.61	
	900 Whitman E		Sq. Ft.: 37151			
	35-07-25-43-0067					
Contractor	Walla Walla Land Development Partners LL,					
2021.0040.CO0005	Walla Walla Land Development Part	FORT WW BLDG 3 36 UNITS	4,189,146.76	01/22/2021	27,166.61	
	900 Whitman E		Sq. Ft.: 37151			
	35-07-25-43-0067					
Contractor	Walla Walla Land Development Partners LL,					
2021.0041.CO0006	Walla Walla Land Development Part	FORT WW BLDG 4 24 UNITS	2,539,919.00	01/22/2021	18,155.13	
	900 Whitman E		Sq. Ft.: 22525			
	35-07-25-43-0067					
Contractor	Walla Walla Land Development Partners LL,					
2021.0043.CO0008	Walla Walla Land Development Part	FORT WW BLDG 6 24 UNITS	2,539,919.00	01/22/2021	18,155.13	
	900 Whitman E		Sq. Ft.: 22525			
	35-07-25-43-0067					
Contractor	Walla Walla Land Development Partners LL,					
2021.0042.CO0007	Walla Walla Land Development Part	FORT WW BLDG 5 24 UNITS	2,539,919.00	01/22/2021	18,155.13	
	900 Whitman E		Sq. Ft.: 22525			
	35-07-25-43-0067					
Contractor	Walla Walla Land Development Partners LL,					
2021.0166.CO0010	NW Hillcrest Properties LLC,	8 UNIT BLDG G	937,588.80	02/24/2021	9,233.95	9,233.95
	175 Silverstar Ln SW		Sq. Ft.: 8288			
	35-07-35-44-0127					
Contractor	NW Hillcrest Properties LLC,					

Commercial — Permit Type:

Permit Number	Name	Description	Valuation	Date Issued	FeeTotal	Total Paid
2021.0163.CO0009	NW Hillcrest Properties LLC, 155 Silverstar Ln SW 35-07-35-44-0127	8 UNIT BLDG H	937,588.80 Sq. Ft.: 8288	02/24/2021	9,233.95	9,233.95
Contractor	NW Hillcrest Properties LLC,					
2021.0234.CO0011	Serl Construction, 700 Suncrest Terrace 35-07-35-24-0010	ADDITION ON TO GARAGE	27,564.69	04/06/2021	755.36	755.36
Contractor	Serl Construction,					
2021.0236.CO0012	NW Hillcrest Properties LLC, Silverstar Ln SW 35-07-35-44-0117	RETAINING WALL	30,000.00	04/07/2021	790.37	790.37
Contractor	NW Hillcrest Properties LLC,					
2021.0277.CO0013	Home Depot 1100 C St NE 35-07-25-44-0035	REROOF	186,545.00	04/29/2021	1,653.10	1,653.10
Contractor	Dalsin Inc, Kuik Jared					
2021.0301.CO0014	Kaylor Dan 102 College Ave N 35-07-25-57-0111	TENANT IMPROVEMENT REMODEL	4,460.00	05/14/2021	349.10	349.10
Contractor	Kaylor Dan					
2021.0369.CO0015	Goodwill Industries of the Columbia, 1017 C St NE 35-07-25-52-3751	COMMERCIAL BLDG	2,381,554.62 Sq. Ft.: 26068	07/12/2021	18,199.83	18,199.83
Contractor	Goodwill Industries of the Columbia,					
2021.0387.CO0016	College Place School District 31 Ash Ave SE 35-07-36-51-2205	Install 3 pre-manufactured portable buildings	1,171,275.42	07/22/2021	11,212.08	
Contractor	Pacific Mobile Strucitures Inc, Haakenson Garth					
Totals: 16			**26,538,574.49**		**195,426.14**	**42,234.19**
		Sq. Ft.	**225,918**			

Demolition Permit — Permit Type:

Permit Number	Name	Description	Valuation	Date Issued	FeeTotal	Total Paid

Demolition Permit — Permit Type:

Permit Number	Name	Description	Valuation	Date Issued	FeeTotal	Total Paid
2021.0253.DP0001	SIRMON THAD REAL ESTATE LLC 942 Spitzenburg St NE 35-07-25-52-3754	DEMO 3408 SQFT HOUSE		04/20/2021	72.50	
Contractor	SIRMON THAD REAL ESTATE LLC, SIRMON THAD					
2021.0308.DP0002	CE Petersen Testimentary Trust, Pe 912 College Ave S 35-07-35-60-2530	HOME DEMOLITION		05/20/2021	72.50	72.50
Contractor	Bee Construction					
Totals:	**2**				**145.00**	**72.50**

Fire Deparment — Permit Type:

Permit Number	Name	Description	Valuation	Date Issued	FeeTotal	Total Paid
2021.0006.FI0001	Home Depot 1100 C St NE 35-07-25-44-0035	REPLACING SPRINKLERS IN GARDEN CENTER		01/07/2021	200.00	200.00
Contractor	Inland Fire Protection,					
2021.0375.FI0002	NW Hillcrest Properties LLC, 135 Silverstar Ln SW 35-07-35-44-0127	FIRE SPRINKLER SYSTEM		07/13/2021	200.00	
Contractor	Cascade Fire Protection Co Inc					
2021.0376.FI0003	NW Hillcrest Properties LLC, 105 Silverstar Ln SW 35-07-35-44-0117	FIRE SPRINKLER SYSTEM		07/13/2021	200.00	200.00
Contractor	Cascade Fire Protection Co Inc					
Totals:	**3**				**600.00**	**400.00**

Grading Permit — Permit Type:

Permit Number	Name	Description	Valuation	Date Issued	FeeTotal	Total Paid
2021.0027.GR0001	MCCULLY ANGELLA 532 Alicia Lp SW 35-07-35-77-0007	DRAINAGE RV PARKING LANDSCAPING PERGOLA	2,000.00	01/15/2021	126.47	126.47
Contractor	MCCULLY ANGELLA					

Grading Permit

Permit Type:

Permit Number	Name	Description	Valuation	Date Issued	FeeTotal	Total Paid
2021.0102.GR0002	City of College Place 199 Teal Rd 35-06-02-23-0040	LIFT STATION	125,000.00	02/09/2021	1,215.56	1,215.56
Contractor	APOLLO, INC,					
2021.0370.GR0003	Goodwill Industries of the Columbia, 1017 C St NE 35-07-25-52-3751	COMMERCIAL BLDG	780,840.00	07/12/2021	5,053.30	5,053.30
Contractor	Goodwill Industries of the Columbia,					
2021.0392.GR0004	Dawson Brent 336 12th St SW 35-07-35-60-2711	2 LOT SHORT PLAT	36,470.00	07/29/2021	588.62	
Contractor	Dawson Brent					
2021.0394.GR0005	College Place School District 31 Ash Ave SE 35-07-36-51-2205	Install 3 pre-manufactured portable buildings	119,462.00	07/29/2021	1,241.05	
Contractor	TBD					
Totals:	**5**		**1,063,772.00**		**8,225.00**	**6,395.33**

Special Inspection

Permit Type:

Permit Number	Name	Description	Valuation	Date Issued	FeeTotal	Total Paid
2021.0274.IN0001	Nelson Robert & Alma 114 9th St SE 35-07-36-60-1228	SITE VERIFICATION OF 2 UNIT DWELLINGS		04/28/2021	65.00	65.00
Contractor	Nelson Robert & Alma					
2021.0276.IN0002	Windsor Properties 1192 Constitution Dr SE 35-07-36-62-0306	ADULT FAMILY HOME (AFH)		04/29/2021	65.00	65.00
Contractor	Soto Maria					
Totals:	**2**				**130.00**	**130.00**

Mechanical Permit

Permit Type:

Permit Number	Name	Description	Valuation	Date Issued	FeeTotal	Total Paid

Permit Type: Mechanical Permit

Permit Number	Name	Description	Valuation	Date Issued	FeeTotal	Total Paid
2021.0004.MP0001	West Enterprises LLC, West Sidney 325 Myra Rd NE 35-07-25-52-3753	GAS TUBE HEATERS		01/05/2021	40.96	40.96
Contractor	Air Management Solutions, Jez Joyce					
2021.0007.MP0002	McHenry Nickolas L & Jennifer L 814 Harvest Dr SE 35-06-01-52-0302	REPLACE GAS FURNACE		01/07/2021	34.91	34.91
Contractor	Total Comfort Solutions LLC,					
2021.0008.MP0003	Stevens Sabrina Alicia 306 Damson Ave NE 35-07-25-52-3616	GAS FURNACE		01/07/2021	34.91	34.91
Contractor	Total Comfort Solutions LLC,					
2021.0018.MP0005	Preas Dan and Marva 3 Hadley Way NE 35-07-25-78-0213	SFR		01/14/2021	145.89	145.89
Contractor	Aspire Homes LLC,					
2021.0012.MP0004	Preas Dan and Marva 23 Hadley Way NE 35-07-25-78-0212	SFR		01/14/2021	165.85	165.85
Contractor	Aspire Homes LLC,					
2021.0025.MP0006	Shafer Vernon 507 Mountain View Dr SE 35-07-36-58-0728	HANDICAP BATHROOM		01/15/2021	50.94	50.94
Contractor	Heagy Terri					
2021.0031.MP0007	Hayden Homes LLC, 1163 Julia St SW 35-07-35-80-0019	SFR		01/20/2021	125.93	125.93
Contractor	Hayden Homes LLC,					
2021.0044.MP0008	Hayden Homes LLC, 1164 Settlement St SW 35-07-35-79-0041	SFR		01/22/2021	125.93	125.93
Contractor	Hayden Homes LLC,					

Permit Type: Mechanical Permit

Permit Number	Name	Description	Valuation	Date Issued	FeeTotal	Total Paid
2021.0050.MP0009	Hayden Homes LLC, 1142 Julia St SW 35-07-35-80-0008	SFR		01/25/2021	165.85	165.85
Contractor	Hayden Homes LLC,					
2021.0062.MP0011	Casey, Debra A. 1252 Newgate Dr SE 35-07-36-97-0204	FURNACE		01/26/2021	34.91	34.91
Contractor	College Place HTG & A/C,					
2021.0056.MP0010	Hayden Homes LLC, 1182 Julia St SW 35-07-35-80-0004	SFR		01/26/2021	135.91	135.91
Contractor	Hayden Homes LLC,					
2021.0063.MP0012	Hayden Homes LLC, 1162 Julia St SW 35-07-35-80-0006	SFR		01/26/2021	155.87	155.87
Contractor	Hayden Homes LLC,					
2021.0070.MP0014	Shafer Vernon 507 Mountain View Dr SE 35-07-36-58-0728	GAS PIPING		01/27/2021	30.98	30.98
Contractor	College Place HTG & A/C,					
2021.0071.MP0015	Wallace Rex 1072 Creekside Dr SE 35-07-36-88-0030	GAS PIPING		01/27/2021	40.96	40.96
Contractor	College Place HTG & A/C,					
2021.0073.MP0016	Dawson Brent 336 12th St SW 35-07-35-60-2711	SFR		02/04/2021	155.87	155.87
Contractor	Dawson Brent					
2021.0091.MP0019	Hayden Homes LLC, 1202 Julia St SW 35-07-35-80-0002	SFR		02/05/2021	155.87	155.87
Contractor	Hayden Homes LLC,					

Permit Type: Mechanical Permit

Permit Number	Name	Description	Valuation	Date Issued	FeeTotal	Total Paid
2021.0085.MP0018	Hayden Homes LLC, 1122 Julia St SW 35-07-35-80-0010	SFR		02/05/2021	125.93	125.93
Contractor	Hayden Homes LLC,					
2021.0079.MP0017	Hayden Homes LLC, 1153 Julia St SW 35-07-35-80-0018	SFR		02/05/2021	115.95	115.95
Contractor	Hayden Homes LLC,					
2021.0097.MP0020	Heinrich Elizabeth and Matthew 795 Harvest Dr SE 35-06-01-52-0236	GAS FURNACE		02/08/2021	34.91	34.91
Contractor	College Place HTG & A/C,					
2021.0098.MP0021	Hays Ben 411 Mountain View Dr SE 35-07-36-58-0734	GAS FURNACE		02/08/2021	34.91	34.91
Contractor	Grassi Refrigeration Serv Inc.,					
2021.0099.MP0022	Zagelow Robert L 108 C St NE Apt D 35-07-25-33-0043	ELECTRIC FURNACE & AIR CONDITIONER		02/08/2021	48.72	48.72
Contractor	Grassi Refrigeration Serv Inc.,					
2021.0115.MP0025	Margart, Karen 813 Tamarack St SE 35-07-36-69-0204	GAS FURNACE & AIR CONDITIONER		02/18/2021	48.72	48.72
Contractor	Total Comfort Solutions LLC,					
2021.0113.MP0024	Kozachenko #, Don & Tiffany 325 College Ave N 35-07-26-52-3835	GAS FURNACE & AIR CONDITIONER		02/18/2021	48.72	48.72
Contractor	Total Comfort Solutions LLC,					
2021.0116.MP0026	Casey, Debra A. 1252 Newgate Dr SE 35-07-36-97-0204	GAS WATER HEATER		02/18/2021	30.98	30.98
Contractor	College Place HTG & A/C,					

Permit Type: Mechanical Permit

Permit Number	Name	Description	Valuation	Date Issued	FeeTotal	Total Paid
2021.0106.MP0023	Preas Dan and Marva 819 Whispering Creek Ct. SE 35-07-36-07-0003	SFR		02/18/2021	155.87	155.87
Contractor	Preas Dan and Marva					
2021.0117.MP0027	Hansen Lyly 1009 Harvest Dr SE 35-06-01-52-0208	HP & FURNACE		02/22/2021	48.72	48.72
Contractor	College Place HTG & A/C,					
2021.0118.MP0028	Litchfield, Sidney C. 422 4th St SW 35-07-35-52-4603	SFR		02/22/2021	95.99	95.99
Contractor	Litchfield, Sidney C.					
2021.0136.MP0031	Hayden Homes LLC, 1212 Julia St SW 35-07-35-80-0001	SFR		02/23/2021	191.93	191.93
Contractor	Hayden Homes LLC,					
2021.0124.MP0029	Hayden Homes LLC, 1192 Julia St SW 35-07-35-80-0003	SFR		02/23/2021	125.93	125.93
Contractor	Hayden Homes LLC,					
2021.0130.MP0030	Hayden Homes LLC, 1152 Julia St SW 35-07-35-80-0007	SFR		02/23/2021	135.91	135.91
Contractor	Hayden Homes LLC,					
2021.0148.MP0033	Hayden Homes LLC, 1203 Julia St SW 35-07-35-80-0021	SFR		02/23/2021	135.91	135.91
Contractor	Hayden Homes LLC,					
2021.0142.MP0032	Hayden Homes LLC, 1213 Julia St SW 35-07-35-80-0022	SFR		02/23/2021	135.91	135.91
Contractor	Hayden Homes LLC,					

Permit Type: Mechanical Permit

Permit Number	Name	Description	Valuation	Date Issued	FeeTotal	Total Paid
2021.0154.MP0034	Hayden Homes LLC, 1174 Settlement St SW 35-07-35-79-0040	SFR		02/23/2021	145.89	145.89
Contractor	Hayden Homes LLC,					
2021.0161.MP0035	Pierce Matthew & Brenda 92 Doans Ave SW 35-07-35-69-0004	ADDITION / ART STUDIO		02/23/2021	76.03	76.03
Contractor	Pierce Matthew & Brenda					
2021.0169.MP0036	Feekes Daniel R 796 Harvest Dr SE 35-06-01-52-0232	GAS FURNACE & AIR CONDITIONER		02/24/2021	44.89	44.89
Contractor	Total Comfort Solutions LLC,					
2021.0170.MP0037	Wolfe Melissa 1246 Dewey Dr SE 35-07-36-56-0109	FURNACE & HEAT PUMP		02/24/2021	44.89	44.89
Contractor	Total Comfort Solutions LLC,					
2021.0172.MP0038	DLP Propoerties, Politte Dan 306 A St NE 35-07-25-56-0301	GAS FURNACE		02/25/2021	34.91	34.91
Contractor	College Place HTG & A/C,					
2021.0173.MP0039	Ritz Lyn 1412 Newgate Dr SE 35-07-36-97-0502	AC AND GAS FURNACE		02/25/2021	48.72	48.72
Contractor	College Place HTG & A/C,					
2021.0174.MP0040	Preas Dan and Marva 33 Hadley Way NE 35-07-25-78-0211	SFR		02/25/2021	165.85	165.85
Contractor	Preas Dan and Marva					
2021.0186.MP0041	Ziska Jeanna 1086 Garrison Village Way SE 35-07-36-96-0046	GAS PIPING, GAS FURNACE & AC		03/02/2021	58.70	58.70
Contractor	Total Comfort Solutions LLC,					

Mechanical Permit

Permit Type:

Permit Number	Name	Description	Valuation	Date Issued	FeeTotal	Total Paid
2021.0188.MP0042	Kurnayev Andrey & Anna 127 Maria St NW 35-07-26-77-0052	DUPLEX		03/08/2021	210.90	210.90
Contractor	Kurnayev Andrey & Anna					
2021.0194.MP0043	Barr Brian & Marianne 429 Mountain View Dr SE 35-07-36-58-0731	FURNACE & AC		03/10/2021	48.72	48.72
Contractor	College Place HTG & A/C,					
2021.0196.MP0044	Miller, David 509 5th St SE 35-07-36-60-0102	GAS FURNACE & AIR CONDITIONER		03/10/2021	48.72	48.72
Contractor	Total Comfort Solutions LLC,					
2021.0204.MP0045	Keeley David M & Kathryn M 1807 Bliss Ln SE 35-06-01-54-0001	HEAT PUMP & AIR HANDLER		03/24/2021	48.72	48.72
Contractor	College Place HTG & A/C,					
2021.0205.MP0046	Rea Salvador 220 Whitman Dr W 35-07-26-52-3938	FURNACE / AIR CONDITIONER		03/24/2021	48.72	48.72
Contractor	College Place HTG & A/C,					
2021.0207.MP0047	Canaday Larry 619 2nd St SW 35-07-35-52-4555	GAS FURNACE		03/25/2021	34.91	34.91
Contractor	Grassi Refrigeration Serv Inc.,					
2021.0212.MP0048	Hayden Homes LLC, 1173 Julia St SW 35-07-35-80-0020	SFR		03/30/2021	148.52	148.52
Contractor	Hayden Homes LLC,					
2021.0219.MP0049	Hayden Homes LLC, 1172 Julia St SW 35-07-35-80-0005	SFR		03/31/2021	112.12	112.12
Contractor	Hayden Homes LLC,					

Mechanical Permit

Permit Type:

Permit Number	Name	Description	Valuation	Date Issued	FeeTotal	Total Paid
2021.0226.MP0050	Pontius Roberta Lynn & David 226 Sunny Dr SE 35-07-36-58-0604	DUAL FUEL SYSTEM AND GAS FURNACE WITH AC		04/01/2021	264.00	264.00
Contractor	Total Comfort Solutions LLC,					
2021.0245.MP0051	Upper Columbia Corp SDA 128 Spagnuolo Circle NW 35-07-26-60-0002	FURNACE AND AC		04/08/2021	132.00	132.00
Contractor	College Place HTG & A/C,					
2021.0251.MP0052	Estes John Edward & Sarah G 427 4th St SE 35-07-36-21-0055	FURNACE / AC		04/19/2021	132.00	132.00
Contractor	Total Comfort Solutions LLC,					
2021.0252.MP0053	City Of College Place 218 4th St SE 35-07-36-61-0318	FURNACE		04/20/2021	200.00	200.00
Contractor	College Place HTG & A/C,					
2021.0254.MP0054	Habitat For Humanity, Hubbard Rob 630 Date Ave SE 35-07-36-60-0629	FURNACE		04/20/2021	66.00	66.00
Contractor	Youngs Heating and Cooling, Young Erik					
2021.0257.MP0055	Manuel, Lorraine 352 Highland Park Dr SE 35-07-36-63-0217	TANKLESS WATER HEATER		04/21/2021	66.00	66.00
Contractor	Chris Johnson Plumbing,					
2021.0258.MP0056	Hamblin Kayla M & Ivan J Huetra 785 Creekside Dr SE 35-07-36-92-0011	FURNACE & AC		04/22/2021	132.00	132.00
Contractor	Total Comfort Solutions LLC,					
2021.0261.MP0057	Preas Dan and Marva 818 Whispering Creek Ct. SE 35-07-36-07-0010	SFR		04/22/2021	395.51	395.51
Contractor	Preas Dan and Marva					

Permit Type: Mechanical Permit

Permit Number	Name	Description	Valuation	Date Issued	FeeTotal	Total Paid
2021.0267.MP0058	Hellberg Matt D & Sara E 608 12th St SE 35-07-36-58-0716	FURNACE		04/26/2021	66.00	66.00
Contractor	College Place HTG & A/C,					
2021.0280.MP0059	Fernald Jeffrey W 740 Davis Ave SW 35-07-35-67-0003	FURNACE		04/30/2021	66.00	66.00
Contractor	Youngs Heating and Cooling, Young Erik					
2021.0281.MP0060	Fernald Jeffrey W 730 Davis Ave SW 35-07-35-67-0003	FURNACE		04/30/2021	66.00	66.00
Contractor	Youngs Heating and Cooling, Young Erik					
2021.0282.MP0061	God Wink Properties, 227 Valley Dr SE 35-07-36-58-0619	GAS WATER HEATER		04/30/2021	66.00	66.00
Contractor	Roto Rooter, Atchison Scott					
2021.0283.MP0062	WInters Kate 1525 Valley View Terrace SE 35-07-36-34-0067	DUCTLESS HEAT PUMP		05/03/2021	66.00	66.00
Contractor	Grassi Refrigeration Serv Inc.,					
2021.0289.MP0063	Petersen Gary 909 College Ave S 35-07-36-60-1201	HEAT PUMP		05/06/2021	66.00	66.00
Contractor	College Place HTG & A/C,					
2021.0290.MP0064	Medica Francesca 103 Mountain View Dr SE 35-07-36-58-0238	DUCTLESS HEAT PUMP		05/06/2021	66.00	66.00
Contractor	Total Comfort Solutions LLC,					
2021.0293.MP0066	Griffith Brian & Jennifer 948 Larch Ave SE 35-07-36-64-0001	DUCTLESS HEAT PUMP		05/06/2021	66.00	66.00
Contractor	Grassi Refrigeration Serv Inc.,					

Permit Type: Mechanical Permit

Permit Number	Name	Description	Valuation	Date Issued	FeeTotal	Total Paid
2021.0295.MP0067	Applegate, Rodney 282 Deccio Rd NE 35-07-25-59-0203	HEAT PUMP / AIRE HANDLER		05/07/2021	132.00	132.00
Contractor	College Place HTG & A/C,					
2021.0297.MP0068	Walla Walla University, 35 Ash Ave NE 35-07-25-33-0067	FURNACE / AC		05/12/2021	132.00	132.00
Contractor	Blaze to Blizzard, Avalos Anthony					
2021.0298.MP0069	Regency At The Park 420 Myra Rd SE 36-07-31-91-0001	MECH RM #902 AC/GAS FURNACE MECH RM #903 AC/GAS FURNACE MECH RM # 904 GAS FURNACE		05/12/2021	500.00	500.00
Contractor	Grassi Refrigeration Serv Inc.,					
2021.0302.MP0070	Bell Christian 988 Larch Ave SE 35-07-36-64-0005	GAS PIPING		05/18/2021	66.00	66.00
Contractor	College Place HTG & A/C,					
2021.0306.MP0071	Fortner Jim 1141 Sentry Dr SE 35-07-36-71-0111	FURNACE & AC		05/19/2021	132.00	132.00
Contractor	College Place HTG & A/C,					
2021.0307.MP0072	Rechberger, Yvonne I. 624 Mockingbird Dr SE 35-07-36-74-0305	GAS FURNACE / AC		05/19/2021	132.00	132.00
Contractor	Total Comfort Solutions LLC,					
2021.0310.MP0073	Reardon Kenneth B & Shirley A 1124 Scenic View SE Dr 35-07-36-97-0509	GAS FURNACE & AC		05/24/2021	132.00	132.00
Contractor	College Place HTG & A/C,					
2021.0313.MP0074	Saldana Ramiro 21 12th St SW 35-07-35-44-0058	FURNACE / AC		05/26/2021	132.00	132.00
Contractor	Grassi Refrigeration Serv Inc.,					

Mechanical Permit

Permit Type:

Permit Number	Name	Description	Valuation	Date Issued	FeeTotal	Total Paid
2021.0314.MP0075	Gustin Rebekah 123 Valley Dr SE 35-07-36-58-0509			05/27/2021	66.00	66.00
Contractor	Blaze to Blizzard, Avalos Anthony					
2021.0317.MP0076	Country Estates 938 Scenic View Dr SE 35-07-36-43-0051	AC		05/28/2021	100.00	100.00
Contractor	Grassi Refrigeration Serv Inc.,					
2021.0319.MP0077	Vicari Thomas 1305 Sky Ave SE 35-07-36-58-1005	AC		06/01/2021	66.00	66.00
Contractor	Grassi Refrigeration Serv Inc.,					
2021.0321.MP0078	Dolph Janice & Clifford 714 5th St SE 35-07-36-59-0018	FURNACE / AC		06/03/2021	132.00	132.00
Contractor	College Place HTG & A/C,					
2021.0323.MP0079	Jones, David & Shawn 915 Harvest Dr SE 35-06-01-52-0202	Replace gas furnace, air conditioner and 50 gallon water heater.		06/07/2021	198.00	198.00
Contractor	Grassi Refrigeration Serv Inc.,					
2021.0325.MP0080	Nelson Joseph Frank 431 Scenic View Dr SE 35-07-36-58-0831	431 SE Scenic View Dr. Mendota gas fireplace and fuel gas piping installation.		06/08/2021	66.00	66.00
Contractor	Grassi Refrigeration Serv Inc.,					
2021.0326.MP0081	Cannon Dennis 906 Marine Dr SE 35-07-36-70-0404	906 SE Marine Dr. Replace gas furnace and air conditioner.		06/08/2021	132.00	132.00
Contractor	College Place HTG & A/C,					
2021.0329.MP0082	Vasquez Jorge 117 Scenic View Dr SE 35-07-36-58-0335	117 SE Scenic View Dr. Replace gas furnace and AC.		06/10/2021	132.00	132.00
Contractor	Youngs Heating and Cooling, Young Erik					

Mechanical Permit

Permit Type:

Permit Number	Name	Description	Valuation	Date Issued	FeeTotal	Total Paid
2021.0334.MP0083	Ruiz Alfredo 512 Mockingbird Dr SE 35-07-36-74-0311	MINI SPLIT HEAT PUMP		06/14/2021	66.00	66.00
Contractor	Blaze to Blizzard, Avalos Anthony					
2021.0335.MP0084	Lepiane, Dennis & Carol 621 8th St SE 35-07-36-60-0806	HEAT PUMP & AIR HANDLER		06/14/2021	132.00	132.00
Contractor	College Place HTG & A/C,					
2021.0338.MP0085	Sims Donald 225 California Ave SE 35-07-36-48-0214	HEAT PUMP & AIR HANDLER		06/15/2021	132.00	132.00
Contractor	College Place HTG & A/C,					
2021.0344.MP0086	Keenay Chris 1021 Broadway Ave SE 35-07-36-60-1308	HEAT PUMP		06/21/2021	66.00	66.00
Contractor	Total Comfort Solutions LLC,					
2021.0351.MP0087	McCann, Richard 1011 Broadway Ave SE 35-07-36-60-1332	FURNACE & AC		06/23/2021	132.00	132.00
Contractor	Grassi Refrigeration Serv Inc.,					
2021.0354.MP0088	Santana Mario A & Heidi J 292 Maple Ave NE 35-07-25-61-0201	FURNACE / AC		06/25/2021	132.00	132.00
Contractor	College Place HTG & A/C,					
2021.0355.MP0089	Hatley, Lyle 205 6th St SE 35-07-36-61-0301	FURNACE / AC		06/29/2021	132.00	132.00
Contractor	College Place HTG & A/C,					
2021.0356.MP0090	Zagelow Robert L 108 C St NE 35-07-25-33-0043	FURNACE / EVAPORATIVE COOLER		06/30/2021	132.00	132.00
Contractor	Grassi Refrigeration Serv Inc.,					

Permit Type: Mechanical Permit

Permit Number	Name	Description	Valuation	Date Issued	FeeTotal	Total Paid
2021.0357.MP0091	Leach Jennifer & Benjamin 1725 Grassland Ct SE 35-06-01-52-0313	FURNACE / AC		07/01/2021	132.00	132.00
Contractor	College Place HTG & A/C,					
2021.0361.MP0092	Kissinger, Paul S. 1130 Colonial Dr SE 35-07-36-62-0402	FURNACE / HEAT PUMP		07/06/2021	132.00	132.00
Contractor	Total Comfort Solutions LLC,					
2021.0362.MP0093	Ruzicka & LaChance, Seth & Melan 1837 Bliss Ln SE 35-06-01-54-0004	HEAT PUMP / FURNACE		07/06/2021	132.00	132.00
Contractor	Total Comfort Solutions LLC,					
2021.0364.MP0094	Brown Leslie E. & Janet K 515 Mountain View Dr SE 35-07-36-58-0727	BATHROOM ADDITION		07/07/2021	48.38	48.38
Contractor	Serl Construction,					
2021.0367.MP0095	Evans Larry Robert & Marie 630 Creekside Dr SE 35-07-36-82-0017	Gas Furnace / AC		07/09/2021	132.00	132.00
Contractor	Grassi Refrigeration Serv Inc.,					
2021.0373.MP0096	Davis Hildred 519 Mockingbird Dr SE 35-07-36-74-0323	FURNACE / AC		07/13/2021	132.00	132.00
Contractor	Grassi Refrigeration Serv Inc.,					
2021.0374.MP0097	Bennett Matthew R & Shaunna R 1405 Broadway Ave SE 35-07-36-58-0401	FURNACE & HEAT PUMP		07/13/2021	132.00	132.00
Contractor	Total Comfort Solutions LLC,					
2021.0377.MP0098	Stiers John 623 3rd St SW 35-07-35-52-4564	GAS FURNACE / AC		07/15/2021	132.00	132.00
Contractor	College Place HTG & A/C,					

Permit Type: Mechanical Permit

Permit Number	Name	Description	Valuation	Date Issued	FeeTotal	Total Paid
2021.0380.MP0099	Le Fore Daniel L & Sandra L 1090 Garrison Village Way SE 35-07-36-96-0047	AC		07/19/2021	66.00	66.00
Contractor	Total Comfort Solutions LLC,					
2021.0381.MP0100	Hiner, Jerry 425 Larch Ave SE 35-07-36-54-0203	AC		07/19/2021	66.00	66.00
Contractor	Total Comfort Solutions LLC,					
2021.0382.MP0101	Keenay Chris 1021 Broadway Ave SE 35-07-36-60-1308	AIR HANDLER		07/19/2021	66.00	66.00
Contractor	Total Comfort Solutions LLC,					
2021.0383.MP0102	Schmidt Evelyn 721 Mockingbird Dr SE 35-07-36-78-0002	FURNACE/AC		07/19/2021	132.00	132.00
Contractor	Total Comfort Solutions LLC,					
2021.0384.MP0103	Fisher James 958 Sentry Dr SE 35-07-36-71-0217	FURNACE/AC		07/21/2021	132.00	132.00
Contractor	College Place HTG & A/C,					
2021.0385.MP0104	Pearson Heather 92 Earl Ln NW 35-07-26-63-0012	GAS PIPING FURNACE		07/22/2021	132.00	132.00
Contractor	Grassi Refrigeration Serv Inc.,					
2021.0391.MP0105	Rogers Randall H & Connie A 999 Admiral Pl SE 35-07-36-71-0224	AIR CONDITIONER		07/28/2021	66.00	66.00
Contractor	College Place HTG & A/C,					
2021.0393.MP0106	Tretheway Michael 120 Mountain View Dr SE 35-07-36-58-0304	AIR CONDITIONER		07/29/2021	66.00	66.00
Contractor	College Place HTG & A/C,					

Mechanical Permit — Permit Type:

Permit Number	Name	Description	Valuation	Date Issued	FeeTotal	Total Paid
Totals:	**104**				**11,225.65**	**11,225.65**

Pool Permit — Permit Type:

Permit Number	Name	Description	Valuation	Date Issued	FeeTotal	Total Paid
2021.0114.PO0001	Ruzicka & LaChance, Seth & Melan 1837 Bliss Ln SE 35-06-01-54-0004	SWIMMING POOL	20,000.00	02/18/2021	613.06	613.06
Contractor	B & B Pools,					
Totals:	**1**		**20,000.00**		**613.06**	**613.06**

Plumbing Permit — Permit Type:

Permit Number	Name	Description	Valuation	Date Issued	FeeTotal	Total Paid
2021.0019.PP0002	Preas Dan and Marva 3 Hadley Way NE 35-07-25-78-0213	SFR		01/14/2021	175.35	175.35
Contractor	Aspire Homes LLC,					
2021.0013.PP0001	Preas Dan and Marva 23 Hadley Way NE 35-07-25-78-0212	SFR		01/14/2021	182.70	182.70
Contractor	Aspire Homes LLC,					
2021.0026.PP0003	Shafer Vernon 507 Mountain View Dr SE 35-07-36-58-0728	HANDICAP BATHROOM		01/15/2021	65.10	65.10
Contractor	Heagy Terri					
2021.0029.PP0005	Family Trust Abrahamain 212 Whitman Dr W 35-07-26-52-3964	REPLACE SEWER SERVICE LINE		01/20/2021	36.75	36.75
Contractor	Richardson Excavation, Richardson Jay					
2021.0028.PP0004	Frohne Rob 214 Whitman Dr W 35-07-26-52-3965	REPLACE SEWER SERVICE LINE		01/20/2021	36.75	36.75
Contractor	Richardson Excavation, Richardson Jay					

Plumbing Permit

Permit Type:

Permit Number	Name	Description	Valuation	Date Issued	FeeTotal	Total Paid
2021.0032.PP0006	Hayden Homes LLC,	SFR		01/20/2021	153.30	153.30
	1163 Julia St SW					
	35-07-35-80-0019					
Contractor	Hayden Homes LLC,					
2021.0045.PP0007	Hayden Homes LLC,	SFR		01/22/2021	131.25	131.25
	1164 Settlement St SW					
	35-07-35-79-0041					
Contractor	Hayden Homes LLC,					
2021.0051.PP0008	Hayden Homes LLC,	SFR		01/25/2021	175.35	175.35
	1142 Julia St SW					
	35-07-35-80-0008					
Contractor	Hayden Homes LLC,					
2021.0057.PP0009	Hayden Homes LLC,	SFR		01/26/2021	138.60	138.60
	1182 Julia St SW					
	35-07-35-80-0004					
Contractor	Hayden Homes LLC,					
2021.0064.PP0010	Hayden Homes LLC,	SFR		01/26/2021	138.60	138.60
	1162 Julia St SW					
	35-07-35-80-0006					
Contractor	Hayden Homes LLC,					
2021.0074.PP0011	Dawson Brent	SFR		02/04/2021	145.95	145.95
	336 12th St SW					
	35-07-35-60-2711					
Contractor	Dawson Brent					
2021.0092.PP0014	Hayden Homes LLC,	SFR		02/05/2021	190.05	190.05
	1202 Julia St SW					
	35-07-35-80-0002					
Contractor	Hayden Homes LLC,					
2021.0086.PP0013	Hayden Homes LLC,	SFR		02/05/2021	145.95	145.95
	1122 Julia St SW					
	35-07-35-80-0010					
Contractor	Hayden Homes LLC,					

Plumbing Permit

Permit Type:

Permit Number	Name	Description	Valuation	Date Issued	FeeTotal	Total Paid
2021.0080.PP0012	Hayden Homes LLC,			02/05/2021	116.55	116.55
	1153 Julia St SW					
	35-07-35-80-0018					
Contractor	Hayden Homes LLC,					
2021.0104.PP0015	Strange, Joshua	SEWER SERVICE LINE		02/17/2021	36.75	36.75
	112 Birch Ave NE					
	35-07-25-57-0316					
Contractor	Richardson Excavation, Richardson Jay					
2021.0112.PP0017	Violette, Leo	SEWER SERVICE LINE		02/18/2021	36.75	36.75
	628 College Ave S					
	35-07-35-60-2426					
Contractor	Richardson Excavation, Richardson Jay					
2021.0107.PP0016	Preas Dan and Marva	SFR		02/18/2021	212.10	212.10
	819 Whispering Creek Ct. SE					
	35-07-36-07-0003					
Contractor	Preas Dan and Marva					
2021.0119.PP0018	Litchfield, Sidney C.	SFR		02/22/2021	153.30	153.30
	422 4th St SW					
	35-07-35-52-4603					
Contractor	Litchfield, Sidney C.					
2021.0137.PP0021	Hayden Homes LLC,	SFR		02/23/2021	153.30	153.30
	1212 Julia St SW					
	35-07-35-80-0001					
Contractor	Hayden Homes LLC,					
2021.0125.PP0019	Hayden Homes LLC,	SFR		02/23/2021	145.95	145.95
	1192 Julia St SW					
	35-07-35-80-0003					
Contractor	Hayden Homes LLC,					
2021.0131.PP0020	Hayden Homes LLC,	SFR		02/23/2021	145.95	145.95
	1152 Julia St SW					
	35-07-35-80-0007					
Contractor	Hayden Homes LLC,					

Plumbing Permit

Permit Type:

Permit Number	Name	Description	Valuation	Date Issued	FeeTotal	Total Paid
2021.0149.PP0023	Hayden Homes LLC,	SFR		02/23/2021	153.30	153.30
	1203 Julia St SW					
	35-07-35-80-0021					
Contractor	Hayden Homes LLC,					
2021.0143.PP0022	Hayden Homes LLC,	SFR		02/23/2021	153.30	153.30
	1213 Julia St SW					
	35-07-35-80-0022					
Contractor	Hayden Homes LLC,					
2021.0155.PP0024	Hayden Homes LLC,	SFR		02/23/2021	241.35	241.35
	1174 Settlement St SW					
	35-07-35-79-0040					
Contractor	Hayden Homes LLC,					
2021.0162.PP0025	Pierce Matthew & Brenda	ART STUDIO		02/23/2021	72.45	72.45
	92 Doans Ave SW					
	35-07-35-69-0004					
Contractor	Pierce Matthew & Brenda					
2021.0171.PP0026	LaChanse Inc.	SEWER SERVICE LINE		02/25/2021	36.75	36.75
	705 Scenic View Dr SE					
	35-07-36-58-1023					
Contractor	Richardson Excavation, Richardson Jay					
2021.0175.PP0027	Preas Dan and Marva	SFR		02/25/2021	182.70	182.70
	33 Hadley Way NE					
	35-07-25-78-0211					
Contractor	Preas Dan and Marva					
2021.0181.PP0028	Kelly Gregory A & Susan M	SEWER SERVICE LINE		02/26/2021	36.75	36.75
	913 Birch Ave SE					
	35-07-36-60-1108					
Contractor	Richardson Excavation, Richardson Jay					
2021.0184.PP0029	Reyes Michele	SEWER LINE SERVICE		03/02/2021	36.75	36.75
	221 A St NE					
	35-07-25-57-0302					
Contractor	Richardson Excavation, Richardson Jay					

Plumbing Permit

Permit Type:

Permit Number	Name	Description	Valuation	Date Issued	FeeTotal	Total Paid
2021.0185.PP0030	Dickerson, Christopher 905 Birch Ave SE 35-07-36-60-1128	SEWER SERVICE LINE		03/02/2021	36.75	36.75
Contractor	Richardson Excavation, Richardson Jay					
2021.0189.PP0031	Kurnayev Andrey & Anna 127 Maria St NW 35-07-26-77-0052	DUPLEX		03/08/2021	315.00	315.00
Contractor	Kurnayev Andrey & Anna					
2021.0208.PP0032	Freigberg Charlene 120 12th St SW 35-07-35-53-0005	IRRIGATION SYSTEM		03/25/2021	28.35	28.35
Contractor	IKE Landscaping, Muro Isaias					
2021.0210.PP0033	Scully Brent 229 Sunny Dr SE 35-07-36-58-0426	IRRIGATION SYSTEM		03/29/2021	28.35	28.35
Contractor	IKE Landscaping, Muro Isaias					
2021.0211.PP0034	Wessman Marlon & Tonya 30 4th St SE 35-07-36-60-0446	IRRIGATION SYSTEM		03/29/2021	28.35	28.35
Contractor	IKE Landscaping, Muro Isaias					
2021.0213.PP0035	Hayden Homes LLC, 1173 Julia St SW 35-07-35-80-0020	SFR		03/30/2021	182.70	182.70
Contractor	Hayden Homes LLC,					
2021.0220.PP0036	Hayden Homes LLC, 1172 Julia St SW 35-07-35-80-0005	SFR		03/31/2021	145.95	145.95
Contractor	Hayden Homes LLC,					
2021.0233.PP0039	Hellberg Matt D & Sara E 608 12th St SE 35-07-36-58-0716	SEWER SERVICE LINE		04/06/2021	28.35	28.35
Contractor	Richardson Excavation, Richardson Jay					

Plumbing Permit

Permit Type:

Permit Number	Name	Description	Valuation	Date Issued	FeeTotal	Total Paid
2021.0231.PP0038	Westover Hank Samuel	SEWER SERVICE LINE		04/06/2021	28.35	28.35
	601 6th St SE					
	35-07-36-60-0103					
Contractor	Richardson Excavation, Richardson Jay					
2021.0237.PP0040	Martinez Gerardo	SEWER SERVICE LINE		04/07/2021	66.00	66.00
	430 4th St SE					
	35-07-36-52-0311					
Contractor	Richardson Excavation, Richardson Jay					
2021.0250.PP0041	Madrigal Itsel Corona	IRRIGATION SYSTEM		04/19/2021	66.00	66.00
	505 8th St SE					
	35-07-36-60-0708					
Contractor	Madrigal Itsel Corona					
2021.0262.PP0042	Preas Dan and Marva	SFR		04/22/2021	395.51	395.51
	818 Whispering Creek Ct. SE					
	35-07-36-07-0010					
Contractor	Preas Dan and Marva					
2021.0272.PP0043	Maas Kevan	SEWER SVC LINE		04/28/2021	132.30	132.30
	431 Scenic View Dr SE					
	35-07-36-58-0831					
Contractor	Maas Kevan					
2021.0311.PP0044	Waddle Richard P & Nicole D	IRRIGATION SYSTEM		05/25/2021	66.00	66.00
	309 6th St SW					
	35-07-35-60-2312					
Contractor	IKE Landscaping, Muro Isaias					
2021.0315.PP0045	Langhoff, Larry			05/27/2021	66.00	66.00
	221 11th St SE					
	35-07-36-57-0106					
Contractor	Richardson Excavation, Richardson Jay					
2021.0322.PP0046	Rogers Bakery	SEWER SERVICE LINE		06/03/2021	66.00	66.00
	116 College Ave N					
	35-07-25-57-0105					
Contractor	Roto Rooter, Atchison Scott					

Plumbing Permit — Permit Type:

Permit Number	Name	Description	Valuation	Date Issued	FeeTotal	Total Paid
2021.0324.PP0047	Anderson Dennis & Kim 504 7th St SW 35-07-35-60-2218	Installation of a backflow prevention device.		06/08/2021	66.00	66.00
Contractor	Anderson Dennis & Kim					
2021.0348.PP0048	Juarez Ernesto A & Sophia 300 Mountain View Dr SE 35-07-36-58-0314	SEWER SVC LINE		06/22/2021	66.00	66.00
Contractor	Richardson Excavation, Richardson Jay					
2021.0365.PP0049	Brown Leslie E. & Janet K 515 Mountain View Dr SE 35-07-36-58-0727	BATHROOM ADDITION		07/07/2021	48.38	48.38
Contractor	Serl Construction,					
2021.0379.PP0050	Phillips Marti 1006 College Ave S 35-07-35-60-2803	IRRIGATION SYSTEM		07/16/2021	66.00	
Contractor	Mario's Yard Care,					
2021.0399.PP0051	B&E Construction, Ruiz-Pacheco El 436 4th St SE 35-07-36-52-0312	SERVICE WATER LINE		07/30/2021	66.00	
Contractor	B&E Construction, Ruiz-Pacheco Ely					
Totals:	**50**				**5,622.04**	**5,490.04**

Short Plat — Permit Type:

Permit Number	Name	Description	Valuation	Date Issued	FeeTotal	Total Paid
2021.0268.PS0001	Dawson Brent 336 12th St SW 35-07-35-60-2711	SHORT PLAT 2 LOTS .30 ACRES		04/27/2021	400.00	400.00
Contractor	Dawson Brent					
Totals:	**1**				**400.00**	**400.00**

Roofing Permit — Permit Type:

Permit Number	Name	Description	Valuation	Date Issued	FeeTotal	Total Paid

Permit Type: Roofing Permit

Permit Number	Name	Description	Valuation	Date Issued	FeeTotal	Total Paid
2021.0002.RO0002	Prout Michael E & Sarah F 364 Highland Park Dr SE 35-07-36-55-0204	REROOF 4.5 SQUARES	2,999.30	01/04/2021	93.91	93.91
Contractor	VW Quality Roofing LLC,					
2021.0001.RO0001	Arieta, Adora 503 7th St SW 35-07-35-60-2221	REROOF 19 SQUARES	6,126.00	01/04/2021	152.71	152.71
Contractor	VW Quality Roofing LLC,					
2021.0003.RO0003	Gates, Justin L 520 Date Ave SE 35-07-36-61-0317	REROOF 12 SQUARES	7,999.96	01/04/2021	167.41	167.41
Contractor	VW Quality Roofing LLC,					
2021.0009.RO0004	Rundell Ryan R & Lanlan W 222 Cedar Ave NE 35-07-25-58-0304	222/224 NE CEDAR AVE REROOF 26 SQUARES	8,000.00	01/08/2021	167.41	167.41
Contractor	Real Roofing,					
2021.0010.RO0005	Hanson Willaim H & Debra J 513 8th St SE 35-07-36-60-0738	REROOF 30 SQ	13,000.00	01/12/2021	240.91	240.91
Contractor	Pinas Roofing, Pina Enrique					
2021.0011.RO0006	Mercado, Edna 1511 Freedom Pl SE 35-07-36-62-0105	REROOF 20 SQUARES	7,341.81	01/13/2021	167.41	167.41
Contractor	Real Roofing,					
2021.0100.RO0007	Mehling Cynthia 314 2nd St SE 35-07-36-51-2105	REROOF 1 SQUARE	3,738.00	02/08/2021	108.61	108.61
Contractor	Gillespie Roofing Inc,					
2021.0101.RO0008	Country Estates 1462 Osprey Ln SE 35-07-36-43-0051	REROOF STORAGE BLDG 25 SQUARES	10,500.00	02/09/2021	211.51	211.51
Contractor	Pina's Roofing,					

Permit Type: Roofing Permit

Permit Number	Name	Description	Valuation	Date Issued	FeeTotal	Total Paid
2021.0183.RO0009	Phillips Marti 1006 College Ave S 35-07-35-60-2803	REROOF 14 SQUARES	5,203.00	03/01/2021	138.01	138.01
Contractor	R & Z Roofing & Gutters LLC, Fry Zachary					
2021.0187.RO0010	Walla Walla University - AP, 418 Davis Ave SW 35-07-35-60-1904	REROOF 6 SQUARES	1,800.00	03/04/2021	79.21	79.21
Contractor	Loomer Construction, Rodney Loomer					
2021.0193.RO0011	Black Karen Susan 422 3rd St SE 35-07-36-21-0058	REROOF 25 SQUARES	7,500.00	03/09/2021	167.41	167.41
Contractor	Alex Lara General Contractor, Lara Alejandro					
2021.0198.RO0012	Miller Brandon & Erika 504 Scenic View Dr SE 35-07-36-34-0028	REROOF 37.96 SQUARES	22,980.00	03/15/2021	387.91	387.91
Contractor	Dan Luce Constrruction & Roofing, Luce Dan					
2021.0200.RO0013	Tadej Eleanor 1153 Belmont Pl SE 35-07-36-67-0208	REROOF 30 SQ	10,487.00	03/16/2021	211.51	211.51
Contractor	R & Z Roofing & Gutters LLC, Fry Zachary					
2021.0203.RO0014	Aaby, Anthony A 413 Stanford Pl SE 35-07-36-67-0302	REROOF 26 SQUARES	10,832.28	03/17/2021	211.51	211.51
Contractor	VW Quality Roofing LLC,					
2021.0225.RO0016	Delbert Danny 24 6th St SW 35-07-35-60-1740	REROOF		04/01/2021	138.50	138.50
Contractor	J&V Builders LLC, Tapia Vanessa					
2021.0228.RO0017	Sorensen Duane & April 852 Sentry Dr SE 35-07-36-70-0203	REROOF		04/01/2021	138.50	138.50
Contractor	VW Quality Roofing LLC,					

Permit Type: Roofing Permit

Permit Number	Name	Description	Valuation	Date Issued	FeeTotal	Total Paid
2021.0235.RO0018	Hight, Patricia J 28 10th St SW 35-07-35-60-2529	REROOF		04/06/2021	138.50	138.50
Contractor	Palomera's Siding LLC,					
2021.0240.RO0020	Walla Walla University - AP, 24 Ash Ave NE 35-07-25-33-0055	REROOF		04/08/2021	138.50	138.50
Contractor	R & Z Roofing & Gutters LLC, Fry Zachary					
2021.0239.RO0019	Walla Walla University - AP, 36 Ash Ave NE 35-07-25-33-0055	REROOF		04/08/2021	138.50	138.50
Contractor	R & Z Roofing & Gutters LLC, Fry Zachary					
2021.0246.RO0021	Alejandre Arturo 1240 Colonial Dr SE 35-07-36-62-0411	REROOF		04/08/2021	138.50	138.50
Contractor	Floor to Roof LLC, Lozano Jesus					
2021.0255.RO0022	Harris Linda 301 A St NE 35-07-25-56-0103	REROOF GARAGE		04/20/2021	138.50	138.50
Contractor	Elsom Roofing Inc,					
2021.0256.RO0023	Brown Rick 207 Mountain View Dr SE 35-07-36-58-0230	REROOF		04/21/2021	138.50	138.50
Contractor	Real Roofing,					
2021.0269.RO0024	Elsom Roofing Inc, 1009 Harvest Dr SE 35-06-01-52-0208	REROOF		04/27/2021	138.50	138.50
Contractor	Elsom Roofing Inc,					
2021.0270.RO0025	Svilich Brady J & Katie L 1250 Colonial Dr SE 35-07-36-62-0412	REROOF		04/27/2021	138.50	138.50
Contractor	Elsom Roofing Inc,					

Permit Type: Roofing Permit

Permit Number	Name	Description	Valuation	Date Issued	FeeTotal	Total Paid
2021.0271.RO0026	West, Mike & Becky 1225 Dewey Dr SE 35-07-36-56-0206	REROOF		04/27/2021	138.50	138.50
Contractor	Berentsen Roofing & Construction,					
2021.0279.RO0027	Dan Luce Construction and Roofing 428 Date Ave SE 35-07-36-60-0316	REROOF		04/30/2021	138.50	138.50
Contractor	Dan Luce Constrruction & Roofing, Luce Dan					
2021.0286.RO0028	Walla Walla University - AP, 24 5th St SW 35-07-35-60-1728	REROOF		05/05/2021	138.50	138.50
Contractor	Elsom Roofing Inc,					
2021.0287.RO0029	Walla Walla University - AP, 427 Bade Ave SW 35-07-35-60-1723	REROOF		05/05/2021	138.50	138.50
Contractor	Elsom Roofing Inc,					
2021.0288.RO0030	Durand Darin 369 Highland Park Dr SE 35-07-36-55-0404	REROOF		05/05/2021	138.50	138.50
Contractor	Durand Darin					
2021.0294.RO0031	Walla Walla University - AP, 18 Whitman Dr W 35-07-26-52-3934	REROOF		05/07/2021	138.50	138.50
Contractor	Elsom Roofing, Inc, Elsom Dan					
2021.0328.RO0032	Walla Walla University 110 2nd St SE 35-07-36-51-1104	110 SE 2nd St. Tear off and re-roof.		06/09/2021	138.50	138.50
Contractor	Elsom Roofing Inc,					
2021.0332.RO0033	Rogers Mathew & Tiffiny 1037 Puff Ln SW 35-07-35-61-0005	Reroof	10,000.00	06/11/2021	205.80	205.80
Contractor	Rogers Mathew & Tiffiny					

Roofing Permit — Permit Type:

Permit Number	Name	Description	Valuation	Date Issued	FeeTotal	Total Paid
2021.0333.RO0034	Rogers Mathew & Tiffiny 1040 Puff Ln SW 35-07-35-61-0006	Reroof.	10,000.00	06/11/2021	205.80	205.80
Contractor	Rogers Mathew & Tiffiny					
2021.0339.RO0035	Madsen Rebecca & Ryan 103 Birch Ave NE 35-07-25-57-0202	REROOF		06/15/2021	138.50	138.50
Contractor	Berentsen Roofing & Construction,					
2021.0340.RO0036	Bostwick Barbara 1133 Sentry Dr SE 35-07-36-71-0112	REROOF		06/16/2021	138.50	138.50
Contractor	Berentsen Roofing & Construction,					
2021.0343.RO0037	Flores Laurie & Patrick 59 College Ave N 35-07-26-52-3901	REROOF		06/17/2021	138.50	138.50
Contractor	Elsom Roofing Inc,					
2021.0350.RO0038	Walla Walla University - AP, 21 Ash NE 35-07-25-33-0065	REROOF		06/23/2021	138.50	138.50
Contractor	Elsom Roofing Inc,					
2021.0358.RO0039	Dankel, David 432 Mountain View Dr SE 35-07-36-58-0807	REROOF		07/01/2021	138.50	138.50
Contractor	Elsom Roofing Inc,					
2021.0378.RO0040	Kinney, Andrew 6 13th St SW 35-07-35-44-0053	ROOF		07/16/2021	138.50	138.50
Contractor	Real Roofing,					
Totals:	**39**		**138,507.35**		**6,102.54**	**6,102.54**

Roofing Permit-Commercial — Permit Type:

Permit Number	Name	Description	Valuation	Date Issued	FeeTotal	Total Paid

Roofing Permit-Commercial

Permit Type:

Permit Number	Name	Description	Valuation	Date Issued	FeeTotal	Total Paid
2021.0312.RP0001	CLC WALLA WALLA, 830 Rose St NE 35-07-25-52-2303	REROOF	11,040.00	05/25/2021	255.10	255.10
Contractor	Pina's Roofing,					
Totals:	**1**		**11,040.00**		**255.10**	**255.10**

Right Of Way Permit

Permit Type:

Permit Number	Name	Description	Valuation	Date Issued	FeeTotal	Total Paid
2021.0020.RW0002	Preas Dan and Marva 3 Hadley Way NE 35-07-25-78-0213			01/14/2021	150.00	150.00
Contractor	Aspire Homes LLC,					
2021.0014.RW0001	Preas Dan and Marva 23 Hadley Way NE 35-07-25-78-0212	SFR		01/14/2021	150.00	150.00
Contractor	Aspire Homes LLC,					
2021.0033.RW0003	Hayden Homes LLC, 1163 Julia St SW 35-07-35-80-0019	SFR		01/20/2021	150.00	150.00
Contractor	Hayden Homes LLC,					
2021.0046.RW0004	Hayden Homes LLC, 1164 Settlement St SW 35-07-35-79-0041	SFR		01/22/2021	150.00	150.00
Contractor	Hayden Homes LLC,					
2021.0052.RW0005	Hayden Homes LLC, 1142 Julia St SW 35-07-35-80-0008	SFR		01/25/2021	150.00	150.00
Contractor	Hayden Homes LLC,					
2021.0058.RW0006	Hayden Homes LLC, 1182 Julia St SW 35-07-35-80-0004	SFR		01/26/2021	150.00	150.00
Contractor	Hayden Homes LLC,					

Permit Type: Right Of Way Permit

Permit Number	Name	Description	Valuation	Date Issued	FeeTotal	Total Paid
2021.0065.RW0007	Hayden Homes LLC,	SFR		01/26/2021	150.00	150.00
	1162 Julia St SW					
	35-07-35-80-0006					
Contractor	Hayden Homes LLC,					
2021.0075.RW0008	Dawson Brent	SFR		02/04/2021	150.00	150.00
	336 12th St SW					
	35-07-35-60-2711					
Contractor	Dawson Brent					
2021.0093.RW0011	Hayden Homes LLC,	SFR		02/05/2021	150.00	150.00
	1202 Julia St SW					
	35-07-35-80-0002					
Contractor	Hayden Homes LLC,					
2021.0087.RW0010	Hayden Homes LLC,	SFR		02/05/2021	150.00	150.00
	1122 Julia St SW					
	35-07-35-80-0010					
Contractor	Hayden Homes LLC,					
2021.0081.RW0009	Hayden Homes LLC,	SFR		02/05/2021	150.00	150.00
	1153 Julia St SW					
	35-07-35-80-0018					
Contractor	Hayden Homes LLC,					
2021.0108.RW0012	Preas Dan and Marva	SFR		02/18/2021	75.00	75.00
	819 Whispering Creek Ct. SE					
	35-07-36-07-0003					
Contractor	Preas Dan and Marva					
2021.0120.RW0013	Litchfield, Sidney C.	SFR		02/22/2021	75.00	75.00
	422 4th St SW					
	35-07-35-52-4603					
Contractor	Litchfield, Sidney C.					
2021.0138.RW0016	Hayden Homes LLC,	SFR		02/23/2021	150.00	150.00
	1212 Julia St SW					
	35-07-35-80-0001					
Contractor	Hayden Homes LLC,					

Permit Type: Right Of Way Permit

Permit Number	Name	Description	Valuation	Date Issued	FeeTotal	Total Paid
2021.0126.RW0014	Hayden Homes LLC,	SFR		02/23/2021	150.00	150.00
	1192 Julia St SW					
	35-07-35-80-0003					
Contractor	Hayden Homes LLC,					
2021.0132.RW0015	Hayden Homes LLC,	SFR		02/23/2021	150.00	150.00
	1152 Julia St SW					
	35-07-35-80-0007					
Contractor	Hayden Homes LLC,					
2021.0150.RW0018	Hayden Homes LLC,	SFR		02/23/2021	150.00	150.00
	1203 Julia St SW					
	35-07-35-80-0021					
Contractor	Hayden Homes LLC,					
2021.0144.RW0017	Hayden Homes LLC,	SFR		02/23/2021	150.00	150.00
	1213 Julia St SW					
	35-07-35-80-0022					
Contractor	Hayden Homes LLC,					
2021.0156.RW0019	Hayden Homes LLC,	SFR		02/23/2021	150.00	150.00
	1174 Settlement St SW					
	35-07-35-79-0040					
Contractor	Hayden Homes LLC,					
2021.0180.RW0021	Dawson Brent	GAS SERVICE LINE		02/25/2021	150.00	150.00
	336 12th St SW					
	35-07-35-60-2711					
Contractor	Cascade Natural Gas,					
2021.0176.RW0020	Preas Dan and Marva	SFR		02/25/2021	150.00	150.00
	33 Hadley Way NE					
	35-07-25-78-0211					
Contractor	Preas Dan and Marva					
2021.0182.RW0022	Community Bank	TRENCH & PLOW FIBER		03/01/2021	150.00	150.00
	1228 Commercial Dr SE					
	36-07-31-32-0073					
Contractor	Robinson Bros Construction Inc, Peterson Brandon					

Permit Type: Right Of Way Permit

Permit Number	Name	Description	Valuation	Date Issued	FeeTotal	Total Paid
2021.0190.RW0023	Kurnayev Andrey & Anna	DUPLEX		03/08/2021	150.00	150.00
	127 Maria St NW					
	35-07-26-77-0052					
Contractor	Kurnayev Andrey & Anna					
2021.0197.RW0024	City of College Place	LIFT STATION		03/11/2021	150.00	150.00
	199 Teal Rd					
	35-06-02-23-0040					
Contractor	APOLLO, INC,					
2021.0201.RW0025	Morell Aryn	GAS SERVICE		03/15/2021	75.00	75.00
	615 6th St SW					
	35-07-35-60-2109					
Contractor	Cascade Natural Gas,					
2021.0214.RW0026	Hayden Homes LLC,	SFR		03/30/2021	150.00	150.00
	1173 Julia St SW					
	35-07-35-80-0020					
Contractor	Hayden Homes LLC,					
2021.0221.RW0027	Hayden Homes LLC,	SFR		03/31/2021	150.00	150.00
	1172 Julia St SW					
	35-07-35-80-0005					
Contractor	Hayden Homes LLC,					
2021.0232.RW0028	Westover Hank Samuel	SEWER SERVICE LINE		04/06/2021	75.00	75.00
	601 6th St SE					
	35-07-36-60-0103					
Contractor	Richardson Excavation, Richardson Jay					
2021.0238.RW0029	Martinez Gerardo	SEWER SERVICE LINE		04/07/2021	150.00	150.00
	430 4th St SE					
	35-07-36-52-0311					
Contractor	Richardson Excavation, Richardson Jay					
2021.0243.RW0031	Penner Kenneth J & Janet K	GAS SERVICE LINE		04/08/2021	150.00	150.00
	1325 Sky Ave SE					
	35-07-36-58-1001					
Contractor	Cascade Natural Gas,					

Permit Type: Right Of Way Permit

Permit Number	Name	Description	Valuation	Date Issued	FeeTotal	Total Paid
2021.0242.RW0030	Martinez Gerardo	GAS SERVICE LINE		04/08/2021	150.00	150.00
	430 4th St SE					
	35-07-36-52-0311					
Contractor	Cascade Natural Gas,					
2021.0244.RW0032	Century Link	MAINTENANCE ON POLE		04/08/2021	75.00	75.00
	1200 12th St SE					
	RIGHT-OF-WAY					
Contractor	Track Utilities, Baumgardner James					
2021.0247.RW0033	Corson, Alvin	SEWER SERVICE LINE		04/09/2021	75.00	75.00
	228 Whitman Dr W					
	35-07-26-52-3977					
Contractor	Richardson Excavation, Richardson Jay					
2021.0263.RW0034	Preas Dan and Marva	SFR		04/22/2021	75.00	75.00
	818 Whispering Creek Ct. SE					
	35-07-36-07-0010					
Contractor	Preas Dan and Marva					
2021.0300.RW0035	Alejandre Arturo	DRIVEWAY REPLACEMENT		05/13/2021	150.00	150.00
	1240 Colonial Dr SE					
	35-07-36-62-0411					
Contractor	Floor to Roof LLC, Lozano Jesus					
2021.0309.RW0036	Murphy Michael & Kay	NEW DRIVEWAY		05/20/2021	150.00	150.00
	337 Davin Dr SE					
	35-07-36-55-0411					
Contractor	CD Thacker,					
2021.0316.RW0037	Langhoff, Larry	SEWER SERVICE LINE		05/27/2021	75.00	75.00
	221 11th St SE					
	35-07-36-57-0106					
Contractor	Richardson Excavation, Richardson Jay					
2021.0341.RW0038	Bigler Kent H & Andrea	RETAINING WALL		06/16/2021	75.00	75.00
	1164 Sentry Dr SE					
	35-07-36-77-0001					
Contractor	KS Davis Design and Construction,					

Right Of Way Permit

Permit Type:

Permit Number	Name	Description	Valuation	Date Issued	FeeTotal	Total Paid
2021.0346.RW0040	Clendaniel, Robert 1206 Dewey Dr SE 35-07-36-56-0104	GAS SERVICE LINE		06/21/2021	150.00	150.00
Contractor	Cascade Natural Gas,					
2021.0347.RW0041	Ridler, Perry 508 12th St SE 35-07-36-58-0710	SEWER SVC LINE		06/21/2021	75.00	75.00
Contractor	Richardson Excavation, Richardson Jay					
2021.0345.RW0039	Cascade Natural Gas, 1200 12th St SE RIGHT-OF-WAY	GAS SVC LINE		06/21/2021	150.00	150.00
Contractor	Cascade Natural Gas,					
2021.0349.RW0042	Juarez Ernesto A & Sophia 300 Mountain View Dr SE 35-07-36-58-0314	SEWER SVC LINE		06/22/2021	75.00	75.00
Contractor	Richardson Excavation, Richardson Jay					
2021.0353.RW0044	Terwillegar Janet C 1149 Edgemont Ave SE 35-07-36-67-0204	GAS SVC LINE		06/25/2021	150.00	150.00
Contractor	Cascade Natural Gas,					
2021.0352.RW0043	Derting Samuel J & Jaimie M 122 10th St SW 35-07-35-60-2501	GAS SVC LINE		06/25/2021	150.00	150.00
Contractor	Cascade Natural Gas,					
2021.0360.RW0045	Nelson Joseph Frank 431 Scenic View Dr SE 35-07-36-58-0831	GAS SVC LINE		07/02/2021	75.00	75.00
Contractor	Cascade Natural Gas,					
2021.0386.RW0046	Track Utilities, Baumgardner James 1200 12th St SE RIGHT-OF-WAY	TELECOMMUNICATION CABLE FOR CENTURY LINK		07/22/2021	75.00	75.00
Contractor	Track Utilities, Baumgardner James					

Right Of Way Permit — Permit Type:

Permit Number	Name	Description	Valuation	Date Issued	FeeTotal	Total Paid
2021.0400.RW0047	B&E Construction, Ruiz-Pacheco El	SERVICE WATER LINE		07/30/2021	75.00	
	436 4th St SE					
	35-07-36-52-0312					
Contractor	B&E Construction, Ruiz-Pacheco Ely					
2021.0401.RW0048	Maj1cookiez, Green Ronald	MOBILE FOOD UNIT		07/30/2021	75.00	75.00
	536 C St NE					
	35-07-25-33-0051					
Contractor	Maj1cookiez, Green Ronald					
Totals:	**48**				**6,075.00**	**6,000.00**

Site Plan — Permit Type:

Permit Number	Name	Description	Valuation	Date Issued	FeeTotal	Total Paid
2021.0320.SA0001	Dawson Ben	4 DUPLEXES		06/02/2021	900.00	900.00
	508 Birch Ave SE					
	35-07-36-60-0429					
Contractor	Dawson Ben					
2021.0336.SA0002	EIG14T NOVA WA WALLA WALLA	URGENT CARE FACILITY		06/14/2021	900.00	900.00
	1225 Commercial Dr SE					
	35-07-36-05-0002					
Contractor	EIG14T NOVA WA WALLA WALLA LLC,					
2021.0337.SA0003	(NWC Taumarson and Bliss), LLC, \	Quick Serve with Drive Thru		06/14/2021	900.00	900.00
	2366 Taumarson Rd					
	35-06-01-21-0093					
Contractor	(NWC Taumarson and Bliss), LLC, WA	College Place				
2021.0395.SA0004	College Place School District	3 PRE-MANUFACTURED PORTABLE BUILDINGS		07/29/2021	900.00	
	31 Ash Ave SE					
	35-07-36-51-2205					
Contractor	PBS Engineering & Environmental,					
Totals:	**4**				**3,600.00**	**2,700.00**

SEPA Checklist — Permit Type:

Permit Number	Name	Description	Valuation	Date Issued	FeeTotal	Total Paid

SEPA Checklist — Permit Type:

Permit Number	Name	Description	Valuation	Date Issued	FeeTotal	Total Paid
2021.0396.SE0001	College Place School District 31 Ash Ave SE 35-07-36-51-2205	3 PRE-MANUFACTURED PORTABLE BUILDINGS		07/29/2021	250.00	
Contractor	PBS Engineering & Environmental,					
Totals:	**1**				**250.00**	

Single Family Residence — Permit Type:

Permit Number	Name	Description	Valuation	Date Issued	FeeTotal	Total Paid
2021.0022.SF0002	Preas Dan and Marva 3 Hadley Way NE 35-07-25-78-0213	SFR	282,711.24 Sq. Ft.: 2700	01/14/2021	3,553.84	3,553.84
Contractor	Aspire Homes LLC,					
2021.0016.SF0001	Preas Dan and Marva 23 Hadley Way NE 35-07-25-78-0212	SFR	324,296.84 Sq. Ft.: 3230	01/14/2021	4,011.32	4,011.32
Contractor	Aspire Homes LLC,					
2021.0035.SF0003	Hayden Homes LLC, 1163 Julia St SW 35-07-35-80-0019	SFR	274,829.30 Sq. Ft.: 2870	01/20/2021	3,476.22	3,476.22
Contractor	Hayden Homes LLC,					
2021.0048.SF0004	Hayden Homes LLC, 1164 Settlement St SW 35-07-35-79-0041	SFR	198,585.23 Sq. Ft.: 1909	01/22/2021	2,738.87	2,738.87
Contractor	Hayden Homes LLC,					
2021.0054.SF0005	Hayden Homes LLC, 1142 Julia St SW 35-07-35-80-0008	SFR	303,608.70 Sq. Ft.: 2829	01/25/2021	3,823.58	3,823.58
Contractor	Hayden Homes LLC,					
2021.0060.SF0006	Hayden Homes LLC, 1182 Julia St SW 35-07-35-80-0004	SFR	173,529.34 Sq. Ft.: 1661	01/26/2021	2,496.32	2,496.32
Contractor	Hayden Homes LLC,					

Permit Type: Single Family Residence

Permit Number	Name	Description	Valuation	Date Issued	FeeTotal	Total Paid
2021.0067.SF0007	Hayden Homes LLC,	SFR	220,433.44	01/26/2021	2,952.32	2,952.32
	1162 Julia St SW		Sq. Ft.: 2102			
	35-07-35-80-0006					
Contractor	Hayden Homes LLC,					
2021.0077.SF0008	Dawson Brent	SFR	333,854.96	02/04/2021	4,048.64	4,048.64
	336 12th St SW		Sq. Ft.: 3518			
	35-07-35-60-2711					
Contractor	Dawson Brent					
2021.0095.SF0011	Hayden Homes LLC,	SFR	303,608.70	02/05/2021	3,757.58	3,757.58
	1202 Julia St SW		Sq. Ft.: 2829			
	35-07-35-80-0002					
Contractor	Hayden Homes LLC,					
2021.0089.SF0010	Hayden Homes LLC,	SFR	194,682.03	02/05/2021	2,700.06	2,700.06
	1122 Julia St SW		Sq. Ft.: 1829			
	35-07-35-80-0010					
Contractor	Hayden Homes LLC,					
2021.0083.SF0009	Hayden Homes LLC,	SFR	237,509.94	02/05/2021	3,117.25	3,117.25
	1153 Julia St SW		Sq. Ft.: 2452			
	35-07-35-80-0018					
Contractor	Hayden Homes LLC,					
2021.0110.SF0012	Preas Dan and Marva	SFR	432,818.50	02/18/2021	5,009.14	5,009.14
	819 Whispering Creek Ct. SE		Sq. Ft.: 4191			
	35-07-36-07-0003					
Contractor	Preas Dan and Marva					
2021.0122.SF0013	Litchfield, Sidney C.	SFR	225,041.60	02/22/2021	3,000.83	3,000.83
	422 4th St SW		Sq. Ft.: 2023			
	35-07-35-52-4603					
Contractor	Litchfield, Sidney C.					
2021.0140.SF0016	Hayden Homes LLC,	SFR	223,897.53	02/23/2021	3,113.42	3,113.42
	1212 Julia St SW		Sq. Ft.: 2173			
	35-07-35-80-0001					
Contractor	Hayden Homes LLC,					

Permit Type: Single Family Residence

Permit Number	Name	Description	Valuation	Date Issued	FeeTotal	Total Paid
2021.0128.SF0014	Hayden Homes LLC,	SFR	223,897.53	02/23/2021	2,981.42	2,981.42
	1192 Julia St SW		Sq. Ft.: 2173			
	35-07-35-80-0003					
Contractor	Hayden Homes LLC,					
2021.0134.SF0015	Hayden Homes LLC,	SFR	198,585.23	02/23/2021	2,804.87	2,804.87
	1152 Julia St SW		Sq. Ft.: 1909			
	35-07-35-80-0007					
Contractor	Hayden Homes LLC,					
2021.0152.SF0018	Hayden Homes LLC,	SFR	273,463.18	02/23/2021	3,532.52	3,532.52
	1203 Julia St SW		Sq. Ft.: 2842			
	35-07-35-80-0021					
Contractor	Hayden Homes LLC,					
2021.0146.SF0017	Hayden Homes LLC,	SFR	286,380.59	02/23/2021	3,658.65	3,658.65
	1213 Julia St SW		Sq. Ft.: 2832			
	35-07-35-80-0022					
Contractor	Hayden Homes LLC,					
2021.0158.SF0019	Hayden Homes LLC,	SFR	246,653.47	02/23/2021	3,204.57	3,204.57
	1174 Settlement St SW		Sq. Ft.: 2380			
	35-07-35-79-0040					
Contractor	Hayden Homes LLC,					
2021.0178.SF0020	Preas Dan and Marva	SFR	311,055.08	02/25/2021	3,835.20	3,835.20
	33 Hadley Way NE		Sq. Ft.: 3152			
	35-07-25-78-0211					
Contractor	Preas Dan and Marva					
2021.0192.SF0021	Kurnayev Andrey & Anna	DUPLEX	411,478.78	03/08/2021	4,807.40	4,807.40
	127 Maria St NW		Sq. Ft.: 3924			
	35-07-26-77-0052					
Contractor	Kurnayev Andrey & Anna					
2021.0216.SF0022	Hayden Homes LLC,	SFR	331,890.14	03/30/2021	4,095.24	4,095.24
	1173 Julia St SW		Sq. Ft.: 3053			
	35-07-35-80-0020					
Contractor	Hayden Homes LLC,					

Single Family Residence — Permit Type:

Permit Number	Name	Description	Valuation	Date Issued	FeeTotal	Total Paid
2021.0223.SF0023	Hayden Homes LLC, 1172 Julia St SW 35-07-35-80-0005	SFR	236,249.64 Sq. Ft.: 2173	03/31/2021	3,173.55	3,173.55
Contractor	Hayden Homes LLC,					
2021.0265.SF0024	Preas Dan and Marva 818 Whispering Creek Ct. SE 35-07-36-07-0010	SFR	350,893.48 Sq. Ft.: 3221	04/22/2021	4,407.06	4,407.06
Contractor	Preas Dan and Marva					
Totals: 24			**6,599,954.47**		**84,299.87**	**84,299.87**
		Sq. Ft.	**63,975**			

Sign Permit — Permit Type:

Permit Number	Name	Description	Valuation	Date Issued	FeeTotal	Total Paid
2021.0292.SI0001	Castleman Randy 56 College Ave N 35-07-25-57-0413	BUILDING MOUNTED SIGN		05/06/2021	100.00	100.00
Contractor	Midnight Sun Construction, Aaron Craik					
2021.0390.SI0002	KVNY LLC 729 College Ave S 35-07-36-60-0514	FRONT & SIDE BUILDING SIGN		07/28/2021	150.00	150.00
Contractor	Mustang Sign Group, Lauren Brandon					
Totals: 2					**250.00**	**250.00**

Solar Panels — Permit Type:

Permit Number	Name	Description	Valuation	Date Issued	FeeTotal	Total Paid
2021.0072.SO0001	Congleton Chloe & Trevor 546 Angelina Lp SW 35-07-35-79-0006	ROOFTOP SOLAR PANELS		02/02/2021	101.50	101.50
Contractor	Capstone Solutions, Inc, Williams Karin					
2021.0278.SO0002	Wheller David G & Katie R 552 Alicia Lp SW 35-07-35-77-0011	ROOFTOP SOLAR PANELS		04/29/2021	101.50	101.50
Contractor	Capstone Solutions, Inc, Williams Karin					

Permit Type: Solar Panels

Permit Number	Name	Description	Valuation	Date Issued	FeeTotal	Total Paid
Totals:	**2**				**203.00**	**203.00**

Permit Type: Sewer Permit

Permit Number	Name	Description	Valuation	Date Issued	FeeTotal	Total Paid
2021.0021.SP0002	Preas Dan and Marva 3 Hadley Way NE 35-07-25-78-0213			01/14/2021	3,530.00	3,530.00
Contractor	Aspire Homes LLC,					
2021.0015.SP0001	Preas Dan and Marva 23 Hadley Way NE 35-07-25-78-0212	SFR		01/14/2021	3,530.00	3,530.00
Contractor	Aspire Homes LLC,					
2021.0034.SP0003	Hayden Homes LLC, 1163 Julia St SW 35-07-35-80-0019	SFR		01/20/2021	3,530.00	3,530.00
Contractor	Hayden Homes LLC,					
2021.0047.SP0004	Hayden Homes LLC, 1164 Settlement St SW 35-07-35-79-0041	SFR		01/22/2021	3,530.00	3,530.00
Contractor	Hayden Homes LLC,					
2021.0053.SP0005	Hayden Homes LLC, 1142 Julia St SW 35-07-35-80-0008	SFR		01/25/2021	3,530.00	3,530.00
Contractor	Hayden Homes LLC,					
2021.0059.SP0006	Hayden Homes LLC, 1182 Julia St SW 35-07-35-80-0004	SFR		01/26/2021	3,530.00	3,530.00
Contractor	Hayden Homes LLC,					
2021.0066.SP0007	Hayden Homes LLC, 1162 Julia St SW 35-07-35-80-0006	SFR		01/26/2021	3,530.00	3,530.00
Contractor	Hayden Homes LLC,					

Sewer Permit

Permit Type:

Permit Number	Name	Description	Valuation	Date Issued	FeeTotal	Total Paid
2021.0076.SP0008	Dawson Brent 336 12th St SW 35-07-35-60-2711	SFR		02/04/2021	3,530.00	3,530.00
Contractor	Dawson Brent					
2021.0094.SP0011	Hayden Homes LLC, 1202 Julia St SW 35-07-35-80-0002	SFR		02/05/2021	3,530.00	3,530.00
Contractor	Hayden Homes LLC,					
2021.0088.SP0010	Hayden Homes LLC, 1122 Julia St SW 35-07-35-80-0010	SFR		02/05/2021	3,530.00	3,530.00
Contractor	Hayden Homes LLC,					
2021.0082.SP0009	Hayden Homes LLC, 1153 Julia St SW 35-07-35-80-0018	SFR		02/05/2021	3,530.00	3,530.00
Contractor	Hayden Homes LLC,					
2021.0109.SP0012	Preas Dan and Marva 819 Whispering Creek Ct. SE 35-07-36-07-0003	SFR		02/18/2021	3,530.00	3,530.00
Contractor	Preas Dan and Marva					
2021.0121.SP0013	Litchfield, Sidney C. 422 4th St SW 35-07-35-52-4603	SFR		02/22/2021	3,530.00	3,530.00
Contractor	Litchfield, Sidney C.					
2021.0139.SP0016	Hayden Homes LLC, 1212 Julia St SW 35-07-35-80-0001	SFR		02/23/2021	3,530.00	3,530.00
Contractor	Hayden Homes LLC,					
2021.0127.SP0014	Hayden Homes LLC, 1192 Julia St SW 35-07-35-80-0003	SFR		02/23/2021	3,530.00	3,530.00
Contractor	Hayden Homes LLC,					

Sewer Permit

Permit Type:

Permit Number	Name	Description	Valuation	Date Issued	FeeTotal	Total Paid
2021.0133.SP0015	Hayden Homes LLC, 1152 Julia St SW 35-07-35-80-0007	SFR		02/23/2021	3,530.00	3,530.00
Contractor	Hayden Homes LLC,					
2021.0151.SP0018	Hayden Homes LLC, 1203 Julia St SW 35-07-35-80-0021	SFR		02/23/2021	3,530.00	3,530.00
Contractor	Hayden Homes LLC,					
2021.0145.SP0017	Hayden Homes LLC, 1213 Julia St SW 35-07-35-80-0022	SFR		02/23/2021	3,530.00	3,530.00
Contractor	Hayden Homes LLC,					
2021.0157.SP0019	Hayden Homes LLC, 1174 Settlement St SW 35-07-35-79-0040	SFR		02/23/2021	3,530.00	3,530.00
Contractor	Hayden Homes LLC,					
2021.0167.SP0021	NW Hillcrest Properties LLC, 175 Silverstar Ln SW 35-07-35-44-0127	8 UNIT BLDG G		02/24/2021	28,030.00	28,030.00
Contractor	NW Hillcrest Properties LLC,					
2021.0164.SP0020	NW Hillcrest Properties LLC, 155 Silverstar Ln SW 35-07-35-44-0127	8 UNIT BLDG H		02/24/2021	28,030.00	28,030.00
Contractor	NW Hillcrest Properties LLC,					
2021.0177.SP0022	Preas Dan and Marva 33 Hadley Way NE 35-07-25-78-0211	SFR		02/25/2021	3,530.00	3,530.00
Contractor	Preas Dan and Marva					
2021.0191.SP0023	Kurnayev Andrey & Anna 127 Maria St NW 35-07-26-77-0052	DUPLEX		03/08/2021	7,030.00	7,030.00
Contractor	Kurnayev Andrey & Anna					

Sewer Permit — Permit Type:

Permit Number	Name	Description	Valuation	Date Issued	FeeTotal	Total Paid
2021.0215.SP0024	Hayden Homes LLC, 1173 Julia St SW 35-07-35-80-0020	SFR		03/30/2021	3,530.00	3,530.00
Contractor	Hayden Homes LLC,					
2021.0222.SP0025	Hayden Homes LLC, 1172 Julia St SW 35-07-35-80-0005	SFR		03/31/2021	3,530.00	3,530.00
Contractor	Hayden Homes LLC,					
2021.0264.SP0026	Preas Dan and Marva 818 Whispering Creek Ct. SE 35-07-36-07-0010	SFR		04/22/2021	3,530.00	3,530.00
Contractor	Preas Dan and Marva					
2021.0299.SP0027	Baden Construction, Baden Gary 1117 Lawson Ln 35-06-02-57-0004	SEWER CONNECTION		05/12/2021	3,566.00	3,566.00
Contractor	Baden Construction, Baden Gary					
2021.0371.SP0028	Goodwill Industries of the Columbia, 1017 C St NE 35-07-25-52-3751	COMMERCIAL BLDG		07/12/2021	22,130.00	22,130.00
Contractor	Goodwill Industries of the Columbia,					
Totals:	**28**				**169,976.00**	**169,976.00**

Vacation Rental — Permit Type:

Permit Number	Name	Description	Valuation	Date Issued	FeeTotal	Total Paid
2021.0209.VR0001	Rookstool Hanns Frederick 506 Date Ave SE 35-07-36-61-0312	VACATION RENTAL		03/29/2021	150.00	150.00
Contractor	Rookstool Hanns Frederick					
Totals:	**1**				**150.00**	**150.00**

Water Permit — Permit Type:

Permit Number	Name	Description	Valuation	Date Issued	FeeTotal	Total Paid

Permit Report

City Of College Place

01/01/2021 to 07/31/2021

Time: 09:27:41 Date: 08/02/2021

Water Permit

Permit Type:

Permit Number	Name	Description	Valuation	Date Issued	FeeTotal	Total Paid
2021.0023.WP0002	Preas Dan and Marva			01/14/2021	4,494.54	4,494.54
	3 Hadley Way NE					
	35-07-25-78-0213					
Contractor	Aspire Homes LLC,					
2021.0017.WP0001	Preas Dan and Marva	SFR		01/14/2021	4,494.54	4,494.54
	23 Hadley Way NE					
	35-07-25-78-0212					
Contractor	Aspire Homes LLC,					
2021.0036.WP0003	Hayden Homes LLC,	SFR		01/20/2021	4,494.54	4,494.54
	1163 Julia St SW					
	35-07-35-80-0019					
Contractor	Hayden Homes LLC,					
2021.0049.WP0004	Hayden Homes LLC,	SFR		01/22/2021	4,494.54	4,494.54
	1164 Settlement St SW					
	35-07-35-79-0041					
Contractor	Hayden Homes LLC,					
2021.0055.WP0005	Hayden Homes LLC,	SFR		01/25/2021	4,494.54	4,494.54
	1142 Julia St SW					
	35-07-35-80-0008					
Contractor	Hayden Homes LLC,					
2021.0061.WP0006	Hayden Homes LLC,	SFR		01/26/2021	4,494.54	4,494.54
	1182 Julia St SW					
	35-07-35-80-0004					
Contractor	Hayden Homes LLC,					
2021.0068.WP0007	Hayden Homes LLC,	SFR		01/26/2021	4,494.54	4,494.54
	1162 Julia St SW					
	35-07-35-80-0006					
Contractor	Hayden Homes LLC,					
2021.0078.WP0008	Dawson Brent	SFR		02/04/2021	4,494.54	4,494.54
	336 12th St SW					
	35-07-35-60-2711					
Contractor	Dawson Brent					

Permit Type: Water Permit

Permit Number	Name	Description	Valuation	Date Issued	FeeTotal	Total Paid
2021.0096.WP0011	Hayden Homes LLC,	SFR		02/05/2021	4,494.54	4,494.54
	1202 Julia St SW					
	35-07-35-80-0002					
Contractor	Hayden Homes LLC,					
2021.0090.WP0010	Hayden Homes LLC,	SFR		02/05/2021	4,494.54	4,494.54
	1122 Julia St SW					
	35-07-35-80-0010					
Contractor	Hayden Homes LLC,					
2021.0084.WP0009	Hayden Homes LLC,	SFR		02/05/2021	4,494.54	4,494.54
	1153 Julia St SW					
	35-07-35-80-0018					
Contractor	Hayden Homes LLC,					
2021.0111.WP0012	Preas Dan and Marva	SFR		02/18/2021	4,494.54	4,494.54
	819 Whispering Creek Ct. SE					
	35-07-36-07-0003					
Contractor	Preas Dan and Marva					
2021.0123.WP0013	Litchfield, Sidney C.	SFR		02/22/2021	4,494.54	4,494.54
	422 4th St SW					
	35-07-35-52-4603					
Contractor	Litchfield, Sidney C.					
2021.0141.WP0016	Hayden Homes LLC,	SFR		02/23/2021	4,494.54	4,494.54
	1212 Julia St SW					
	35-07-35-80-0001					
Contractor	Hayden Homes LLC,					
2021.0129.WP0014	Hayden Homes LLC,	SFR		02/23/2021	4,494.54	4,494.54
	1192 Julia St SW					
	35-07-35-80-0003					
Contractor	Hayden Homes LLC,					
2021.0135.WP0015	Hayden Homes LLC,	SFR		02/23/2021	4,494.54	4,494.54
	1152 Julia St SW					
	35-07-35-80-0007					
Contractor	Hayden Homes LLC,					

Water Permit

Permit Type:

Permit Number	Name	Description	Valuation	Date Issued	FeeTotal	Total Paid
2021.0153.WP0018	Hayden Homes LLC, 1203 Julia St SW 35-07-35-80-0021	SFR		02/23/2021	4,494.54	4,494.54
Contractor	Hayden Homes LLC,					
2021.0147.WP0017	Hayden Homes LLC, 1213 Julia St SW 35-07-35-80-0022	SFR		02/23/2021	4,494.54	4,494.54
Contractor	Hayden Homes LLC,					
2021.0159.WP0019	Hayden Homes LLC, 1174 Settlement St SW 35-07-35-79-0040	SFR		02/23/2021	4,494.54	4,494.54
Contractor	Hayden Homes LLC,					
2021.0168.WP0021	NW Hillcrest Properties LLC, 175 Silverstar Ln SW 35-07-35-44-0127	8 UNIT BLDG G		02/24/2021	32,200.00	32,200.00
Contractor	NW Hillcrest Properties LLC,					
2021.0165.WP0020	NW Hillcrest Properties LLC, 155 Silverstar Ln SW 35-07-35-44-0127	8 UNIT BLDG H		02/24/2021	32,200.00	32,200.00
Contractor	NW Hillcrest Properties LLC,					
2021.0179.WP0022	Preas Dan and Marva 33 Hadley Way NE 35-07-25-78-0211	SFR		02/25/2021	4,494.54	4,494.54
Contractor	Preas Dan and Marva					
2021.0217.WP0023	Hayden Homes LLC, 1173 Julia St SW 35-07-35-80-0020	SFR		03/30/2021	4,494.54	4,494.54
Contractor	Hayden Homes LLC,					
2021.0224.WP0024	Hayden Homes LLC, 1172 Julia St SW 35-07-35-80-0005	SFR		03/31/2021	4,494.54	4,494.54
Contractor	Hayden Homes LLC,					

Water Permit

Permit Type:

Permit Number	Name	Description	Valuation	Date Issued	FeeTotal	Total Paid
2021.0266.WP0025	Preas Dan and Marva 818 Whispering Creek Ct. SE 35-07-36-07-0010	SFR		04/22/2021	4,494.54	4,494.54
Contractor	Preas Dan and Marva					
2021.0372.WP0026	Goodwill Industries of the Columbia, 1017 C St NE 35-07-25-52-3751	COMMERCIAL BLDG		07/12/2021	4,200.00	4,200.00
Contractor	Goodwill Industries of the Columbia,					
Totals:	**26**				**171,974.42**	**171,974.42**

Report Summary

Permit Type:	Total Qty.	Total Valuation	Total Fees	Jul. Qty.	Jul. Valuation	Jul. Fees
Annexation	1		250.00			
Boundary Line Adjustment	1		100.00			
Building Permit	34	417,079.96	11,450.02	8	40,324.62	1,665.46
Commercial	16	26,538,574.49	195,426.14	2	3,552,830.04	29,411.91
Demolition Permit	2		145.00			
Fire Deparment	3		600.00	2		400.00
Grading Permit	5	1,063,772.00	8,225.00	3	936,772.00	6,882.97
Mechanical Permit	104		11,225.65	16		1,698.38
Plumbing Permit	50		5,622.04	3		180.38
Pool Permit	1	20,000.00	613.06			
Right Of Way Permit	48		6,075.00	4		300.00
Roofing Permit	39	138,507.35	6,102.54	2		277.00
Roofing Permit-Commercial	1	11,040.00	255.10			
SEPA Checklist	1		250.00	1		250.00
Sewer Permit	28		169,976.00	1		22,130.00
Short Plat	1		400.00			
Sign Permit	2		250.00	1		150.00
Single Family Residence	24	6,599,954.47	84,299.87			
Site Plan	4		3,600.00	1		900.00
Solar Panels	2		203.00			

Report Summary

Permit Type:	Total Qty.	Total Valuation	Total Fees	Jul. Qty.	Jul. Valuation	Jul. Fees
Special Inspection	2		130.00			
Vacation Rental	1		150.00			
Water Permit	26		171,974.42	1		4,200.00
	396	34,788,928.27	677,322.84	45	4,529,926.66	68,446.10

CITY OF COLLEGE PLACE

Community Development Department

625 South College Avenue
College Place, WA 99324
509-394-8522

July, 2021

Re: Facility Maintenance Report

July 1.
Fire Department; HVAC Monitoring.
City Hall; HVAC Monitoring.
Facility report to Jon.

July 2.
Fire Department; HVAC Monitoring.
City Hall; HVAC Monitoring.

July 6.
Fire Department; HVAC Monitoring.
Wasp nest elimination at emergency generator.
Ant traps set at lower-level east exit.
City Hall; Met College Place Heating for Unit 3B compressor warranty work.
HVAC Monitoring.

July 7.
Fire Department; HVAC Monitoring.
City Hall; HVAC Monitoring.
COMDEV: HVAC balancing and temperature adjustments.

July 8.
Fire Department; HVAC Monitoring.
City Hall; HVAC Monitoring.

July 9.
Fire Department; HVAC Monitoring.
City Hall; HVAC Monitoring.
Police Evidence Building; Door lockset installations with Andy of Bennett's Locksmith.
Written report of security light malfunction to Sean Mountain.

July 12.
Fire Department; HVAC Monitoring.
City Hall; HVAC Monitoring.
Lobby: Accessible door speed adjustments with Jim's Glass.
Exit doors hardware replacement review with Jim's Glass.

July13.
Fire Department; HVAC Monitoring.
City Hall; HVAC Monitoring.
ADMIN: AC failure troubleshooting.
Police Department; Lobby restroom light bulb replacement.

July 14.
Fire department; HVAC Monitoring.
City Hall; HVAC Monitoring.
ADMIN; Compressor Units 2A & 2B troubleshooting with Blaze to Blizzard. (Tony)
Police Department; Officer Restroom: Tighten toilet seat.
Removed damaged toilet paper dispenser.
Patched abandoned fastener holes in the wall.
Primed shower trap to stop sewer gas entry.
Placed a free-standing toilet paper dispenser.

July 15.
Fire Department; HVAC Monitoring.
City Hall; HVAC Monitoring.
Farmers Market; Remove damaged handwash table faucet.

July 16.
Fire Department; HVAC Monitoring.
City Hall; HVAC Monitoring.
Police Evidence Building; Security light malfunction warranty repair with Walla Walla Electric.
The Black Cup; Replacement outdoor seating umbrella delivery and installation.
Mini-Mart; Replacement outdoor seating umbrella delivery and installation.

July 19.
Fire Department; HVAC Monitoring.
City Hall; HVAC Monitoring.
Lobby: Restocked men's restroom hand towels.
Farmers Market; Located and ordered the replacement handwash table faucet.

July 20.
Fire Department; HVAC Monitoring.
City Hall; HVAC Monitoring.

July 21.
Fire Department; HVAC Monitoring.
City Hall; HVAC Monitoring.
COMDEV Directors Office: Install picture.
Public Works Directors Office: Remove picture and install city maps.
Deputy Finance Directors Office: Computer screen height evaluation.
Police Evidence Building; Malfunctioning access card reader written report to Sean Mountain.

July 22.
Fire Department; HVAC Monitoring.
City Hall; HVAC Monitoring.
Deputy Finance Directors Office: Custom computer arm post fabrication.

July 23.
Fire Department; HVAC Monitoring.
City Hall; HVAC Monitoring.
Deputy Finance Directors Office: Custom computer arm post installation.

July26.
Fire Department; HVAC Monitoring.
City Hall; HVAC Monitoring.

July 27.
Fire Department; HVAC Monitoring.
City Hall; HVAC Monitoring.
Lobby Women's Restroom: Reprimed floor drain trap to eliminate the reported odor.
Cleaned out the lavatory faucet aerator.

July 28.
Fire Department. HVAC Monitoring.
City Hall; HVAC Monitoring.
Emergency exit lighting testing requirements investigation.
Farmers Market; Handwash table replacement faucet installation.

July 29.
Fire Department; HVAC Monitoring.
Resident exterior deck and egress stairway refurbishing investigation.
City Hall; HVAC Monitoring.

July 30.
Vacation Day.

Scott Hall, Building Official
City of College Place
shall@cpwa.us
509-394-8522

Building Inspection Summary 2021								
		Residential	Res. Reinspect	Commercial	Com. Reinspect	Q&A / Investigations	Subtotal	TOTAL
January	B Official	24	1	5	0	45	75	211
	B. Inspector	88	30	3	3	12	136	
	TOTAL	112	31	8	3	57	211	
February	B Official	9	0	4	1	23	37	187
	B. Inspector	116	20	3	0	11	150	
	TOTAL	125	20	7	1	34	187	
March	B Official	26	6	8	1	64	105	365
	B. Inspector	197	51	7	0	5	260	
	TOTAL	223	57	15	1	69	365	
April	B Official	21	2	5	1	65	94	350
	B. Inspector	219	30	2	0	5	256	
	TOTAL	240	32	7	1	70	350	
May	B Official	15	0	5	1	29	50	50
	B. Inspector						0	
	TOTAL	15	0	5	1	29	50	
June	B Official	12	1	2	1	45	61	190
	B. Inspector	104	20	4	0	1	129	
	TOTAL	116	21	6	1	46	190	
July	B Official	13	2	1	0	48	64	172
	B. Inspector	90	14	3	0	1	108	
	TOTAL	103	16	4	0	49	172	
2021 total		934	177	52	8	354	1525	1525
2020 total		1197	205	221	45	377		2045
2019 total		1331	373	206	32	292		2234
2018 total		1509	318	215	13	316		2371

HOME BUILDERS ASSOCIATION OF TRI-CITIES - WALLA WALLA BUILDING PERMIT LIST
MONTH END July 31,2021

Jurisdiction	Permit #	Description	Contractor	Owner	Site Address	Value	ValueN	MHValue
CITY OF WALLA WA	210059	TENANT IMPROVEMT	***JEFF MOELLER CONST INC	WALLA WALLA CATHO	919 E SUMACH ST	$97,003.00	$0.00	$0.00
	210223	RES REMODEL/REPAI	OWNER	JENKINS, CHRISTOPHE	314 E POPLAR ST	$40,000.00	$0.00	$0.00
	210576	GARAGE	AAA GENERAL CONSTRUCTIO	ADAMS DANIEL H	115 S MADISON ST	$9,025.00	$0.00	$0.00
	210596	RES REMODEL/REPAI	OWNER	HARTUNG, JONATHAN	993 STATESMAN ST	$50,000.00	$0.00	$0.00
	210597	RES ADDITION	OWNER	JIMENEZ, PAUL & MONI	903 W POPLAR ST	$198,482.00	$0.00	$0.00
	210627	COMM ADDITION	***S & K MOUNTAIN CONSTRU	MOUNTAIN, SEAN	618 INDUSTRIAL CT	$574,431.00	$0.00	$0.00
	210654	RES REMODEL/REPAI	R D BRYANT REMODELING	DEANER, JEFFREY	130 WHITMAN ST	$10,000.00	$0.00	$0.00
	210655	ANTENNA/TOWER W	QUALTEK WIRELESS LLC	PK PARTNERSHIP	2926 MELROSE ST	$20,000.00	$0.00	$0.00
	210680	RES REMODEL/REPAI	BOCANEGRA CONSTRUCTION	RILEY, ALICIA BETH	1024 N CLINTON ST	$24,000.00	$0.00	$0.00
	210696	DECK ADDITION	OWNER	ADAMS GUADALUPE	1739 EVERGREEN ST	$6,769.00	$0.00	$0.00
	210697	RES ADDITION	BLUE VALLEY CONSTRUCTIO	GAROFALO, CHAD M	1637 WALLA WALLA AVE	$135,803.00	$0.00	$0.00
	210700	COMM REMODEL/RE	OWNER	BOUCHON PARK LLC	173 MIDDLE WAITSBURG RD	$270,000.00	$0.00	$0.00
	210705	SFR	***HAYDEN HOMES LLC	HAYDEN HOMES LLC	168 ARABICA RD	$330,383.00	$0.00	$0.00
	210713	ACCESSORY BLDG	OWNER	WELLS, SAMUEL	311 JUNIPER ST	$32,409.00	$0.00	$0.00
	210720	SIDING/WINDOWS	JACKSON'S SIDING & WINDO	SVESKA, BILLIE D	1431 BONSELLA ST	$14,089.00	$0.00	$0.00
	210722	RES REMODEL/REPAI	OWNER	MCLEAN, MICHAEL R	921 STADIUM DR	$139,018.00	$0.00	$0.00
	210723	SIDING/WINDOWS	OWNER	SOTO-MORALES, LAZA	248 W CHESTNUT ST	$19,100.00	$0.00	$0.00
	210724	COMM REMODEL/RE	KC INDUSTRIES INC	WALLA WALLA CITY OF	55 E MOORE ST	$30,287.00	$0.00	$0.00
	210745	COMM REMODEL/RE	KC INDUSTRIES INC	WALLA WALLA PORT O	1102 DELL AVE	$27,225.00	$0.00	$0.00
	210747	RES REMODEL/REPAI	***EATON CONSTRUCTION	POND, KEVIN W	505 S WILBUR AVE	$31,720.00	$0.00	$0.00
	210748	SIDING/WINDOWS	BETTER BASEMENTS LLC	FIRST CHURCH OF NA	736 HOBSON ST	$6,500.00	$0.00	$0.00
	210765	SIDING/WINDOWS	LOBOS STUCCO	PHILLIP MCCAULEY LIV	1860 E ALDER ST	$11,500.00	$0.00	$0.00
	CW0721	PERMIT UNDR $5000				$0.00	$12,308.00	$0.00
Jurisdiction Total						$2,077,744.00	$12,308.00	$0.00
COLLEGE PLACE	210359	RES REMODEL/REPAI	OWNER	ABERLE, BRANDON J	704 EVANS AVE SW	$5,000.00	$0.00	$0.00
	210363	RES REMODEL/REPAI	SERL CONSTRUCTION	BROWN, LESLIE E	515 MOUNTAIN VIEW DR SE	$17,628.00	$0.00	$0.00
	210369	NEW COMMERCIAL	OWNER	GOODWILL INDUSTRIE	1017 C ST NE	$2,381,555.00	$0.00	$0.00
	210370	GRADING	OWNER	GOODWILL INDUSTRIE	1017 C ST NE	$780,840.00	$0.00	$0.00
	210387	ACCESSORY BLDG	***PACIFIC MOBILE STRUCTU	COLLEGE PLACE SCH	31 ASH AVE SE	$1,171,275.00	$0.00	$0.00
	210389	DECK ADDITION	4 SEASONS COLOR INC	HARDIN, MATTHEW	355 HIGHLAND PARK DR SE	$6,872.00	$0.00	$0.00
	210392	GRADING	OWNER	DAWSON, BRENT	336 12TH ST SW	$36,470.00	$0.00	$0.00
	210394	GRADING	TO BE DETERMINED	COLLEGE PLACE SCH	31 ASH AVE SE	$119,462.00	$0.00	$0.00
	CP0721	PERMIT UNDR $5000				$0.00	$10,825.00	$0.00
Jurisdiction Total						$4,519,102.00	$10,825.00	$0.00
WALLA WALLA COU	210009	FIRE ALARM SYST/ H	***KETELSEN CONSTRUCTION	FIGGINS PROPERTIES	3917 MILL CREEK RD	$20,000.00	$0.00	$0.00
	210012	FIRE ALARM SYST/ H	EVCO SOUND & ELECTRONIC	WALLA WALLA SCHOO	800 ABBOTT RD	$17,603.00	$0.00	$0.00
	210090	RES REMODEL/REPAI	MRD GENERAL CONTRACTIN	SCHIEFELBEIN, WILLIA	344 FROG HOLLOW RD	$64,000.00	$0.00	$0.00
	210097	GARAGE	SALAZAR GENERAL CONSTR	PEDROZA, JOSE V	537 MCKAY RD	$16,320.00	$0.00	$0.00
	210117	RES ADDITION	ABSOLUTE VALUE CONST INC	MCGIRR, DUSTIN	1550 SUMMIT PL	$90,780.00	$0.00	$0.00

***HBA MEMBER*

SFR = SINGLE FAMILY RESIDENCE

Jurisdiction	Permit #	Description	Contractor	Owner	Site Address	Value	ValueN	MHValue
WALLA WALLA COU	210137	ACCESSORY BLDG	OWNER	LYON, JEFFREY	1170 OLD MILTON HWY	$161,546.00	$0.00	$0.00
	210202	COMMERCIAL	JACKSON CONTRACTOR GRO	WALLA WALLA SCHOO	800 ABBOTT RD	$61,350.00	$0.00	$0.00
	210224	POLE BLDG	PADILLA CONSTRUCTION	JOHNSON, RONALD D	4290 TOUCHET NORTH RD	$44,400.00	$0.00	$0.00
	210227	ACCESSORY BLDG	PORTER & SONS CONSTRUC	IVES, DAVID B	681 YELLOWHAWK ST	$15,000.00	$0.00	$0.00
	210231	RES REMODEL/REPAI	ELKHORN CUSTOM BUILDERS	GROVE, JASON L	2226 ROBERTS PL	$60,000.00	$0.00	$0.00
	210248	SFR	BROWN'S CONSTRUCTION	LEWIS, JOAN	96 COUNTRY COURT PL	$460,232.00	$0.00	$0.00
	210254	SFR	***HILINE HOMES	WILLARD, CALEB & MC	101 NELSON RD	$334,046.00	$0.00	$0.00
	210255	POLE BLDG	CLEARY BLDG CORP	RUFFCORN, DEBBRA J	385 W FOURTH ST	$31,080.00	$0.00	$0.00
	210257	ACCESSORY BLDG	KRALMAN STEEL STRUCTURE	BRENT & VICTORIA KN	FROG HOLLOW RD	$250,000.00	$0.00	$0.00
	210262	HEAT PUMP/HVAC	***TOTAL COMFORT SOLUTIO	RULE, JASON J	139 JILL MARIE ST	$9,000.00	$0.00	$0.00
	210275	POLE BLDG	JACK WALLACE CONSTRUCTI	PELLET, JEAN FRANCO	206 BASEL LN	$38,020.00	$0.00	$0.00
	210280	SFR	OWNER	BESIC, HASIB & ZELJA	9392 LEWIS PEAK RD	$192,182.00	$0.00	$0.00
	210287	RES ADDITION	OWNER	WOIBLET, ADAM C	3225 POWER LINE RD	$198,665.00	$0.00	$0.00
	210288	POLE BLDG	JACK WALLACE CONSTRUCTI	TREIS, ROGER D	56 DONRITA CT	$21,312.00	$0.00	$0.00
	210292	SFR	LEXAR HOMES YAKIMA	BECKNER, BRADLEY &	839 NEWTOWN RD	$208,303.00	$0.00	$0.00
	210304	POLE BLDG	OWNER	KYSAR, GUNNAR	364 E HUMORIST RD	$27,200.00	$0.00	$0.00
	210305	POLE BLDG	***QUALITY STRUCTURES ON	SHORT, JACK W	644 TOUCHET GARDENA RD	$52,400.00	$0.00	$0.00
	210309	SFR	***HILINE HOMES	COTSFORD, LORI A	187 HANSON LP	$481,109.00	$0.00	$0.00
	210310	SFR	***HILINE HOMES	SHORT, JACK & TAMM	644 TOUCHET GARDENA RD	$312,255.00	$0.00	$0.00
	210327	COMM REROOF	R & Z ROOFING & GUTTERS L	WALLA WALLA PORT O	101 W AERONCA AVE	$5,000.00	$0.00	$0.00
	210330	FIREPLACE/STOVE/G	***FIRE & WATER	ISRAELSEN, KARL R	118 MIA LN	$16,348.00	$0.00	$0.00
	210333	COMM REROOF	R & Z ROOFING & GUTTERS L	WALLA WALLA PORT O	250 A ST	$5,000.00	$0.00	$0.00
	210335	COMM REROOF	R & Z ROOFING & GUTTERS L	WALLA WALLA PORT O	205 E BEECH AVE	$10,000.00	$0.00	$0.00
	210336	HEAT PUMP/HVAC	***M CAMPBELL & COMPANY I	SODEN, CHARLES	241 VALLEY DR	$16,000.00	$0.00	$0.00
	210337	HEAT PUMP/HVAC	***TOTAL COMFORT SOLUTIO	BROCK, LAURA M LIFE	23 LOIS LN	$14,168.00	$0.00	$0.00
	210338	HEAT PUMP/HVAC	***M CAMPBELL & COMPANY I	MORRISON, SUSAN E	110 COLUMBIA WAY	$19,000.00	$0.00	$0.00
	210339	HEAT PUMP/HVAC	***TOTAL COMFORT SOLUTIO	EIDS, DAVID F	840 WALLOWA DR	$13,915.00	$0.00	$0.00
	210341	HEAT PUMP/HVAC	***TOTAL COMFORT SOLUTIO	BISHOP, WILTON A	115 BALDWIN RD	$8,700.00	$0.00	$0.00
	210345	RES REROOF	ELSOM ROOFING INC	SHERMAN, ROY	3150 CANBERRA DR	$8,600.00	$0.00	$0.00
	210346	RES REROOF	ICON ROOFING LLC	SHERBAHN, DONALD	169 LAKE RD	$14,500.00	$0.00	$0.00
	210350	COMM REROOF	R & Z ROOFING & GUTTERS L	WALLA WALLA PORT O	225 E AERONCA AVE	$30,000.00	$0.00	$0.00
	210351	RES REROOF	R & Z ROOFING & GUTTERS L	QIOMM. RAU,PMD R	1442 LAMOLSU LP	$14,000.00	$0.00	$0.00
	210352	HEAT PUMP/HVAC	***TOTAL COMFORT SOLUTIO	MALKUCH, KENNETH	575 FIVE MILE RD	$5,500.00	$0.00	$0.00
	WC0721	PERMIT UNDR $5000				$0.00	$32,492.00	$0.00
Jurisdiction Total						$3,347,534.00	$32,492.00	$0.00
Grand Total						$9,944,380.00	$55,625.00	$0.00

******HBA MEMBER***

SFR = SINGLE FAMILY RESIDENCE

Walla Walla Regional Housing Action Plan

Cities of College Place, Dayton, Waitsburg and Walla Walla

July 21, 2021



FCS GROUP
Solutions-Oriented Consulting
www.fcsgroup.com

ACKNOWLEDGEMENTS

This work is made possible through a grant provided by the Washington Department of Commerce, and the dedicated work of the Plan Advisory Committee and the Stakeholder Advisory Committee. We specifically recognize and appreciate the time and attention provided by the following people.

Plan Advisory Committee Members

Elizabeth Chamberlain, City of Walla Walla
Melissa Shumake, City of Walla Walla
Meagan Hayes, City of Dayton
Jon Rickard, City of College Place
Randy Hinchliffe, City of Waitsburg
Nikki Sharp, Walla Walla County

Stakeholder Advisory Committee Members

Brenda Bernards
Riley Clubb
Rachel Elfenbein
Stanley Green
Norma Hernández
Russell Levens
Catherine Veninga
Garrett Warren
Andrea Weckmueller-Behringer

Project Consultants

Todd Chase, FCS GROUP
Tim Wood, FCS GROUP
Sam Ault and Zech Hazel , FCS GROUP
Violet Brown, Fregonese & Associates
Scott Fregonese, Fregonese & Associates
Ellen Palmquist, Fregonese & Associates

GLOSSARY

Accessory Dwelling Unit (ADU): A small living space located on the same lot as a single-family house.

Affordable For-Sale Housing: An owner-occupied dwelling with a monthly mortgage and property tax payment that equates to no more than 30% of household income.

Affordable Rental Housing: A dwelling that is rented by a person or household whose monthly housing costs, including utilities other than telephone, do not exceed 30% of the household's monthly income. If income-restricted or government supported, U.S. Housing and Urban Development (HUD) income restrictions vary by family size.

Buildable Lands Inventory (BLI): An assessment of the capacity of land to accommodate forecasted housing and employment needs.

Buildable Residential Land: Includes land that is designated for residential development that is vacant and part-vacant and not constrained by existing buildings or environmental issues.

Cost Burdened: Defined by US Department of Housing and Urban Development (HUD) as households who spend over 30% of their income on housing.

Cottages: Small, single-level, detached units, often on their own lots and sometimes clustered around pockets of shared open space. A cottage is typically under 1,000 square feet in footprint.

Density: Defined by the number of housing units on one acre of land.

Development density: Expected number of dwelling units (per acre) based on current zoning designations.

Family: A group two or more people (one of whom is the householder) related by birth, marriage, or adoption and residing together.

High Density: Lots with the average density of 12+ dwelling units per acre. Best suited for multifamily housing such as apartments and condos.

Housing Unit (or Dwelling Unit): A house, an apartment or other group of rooms, or a single room is regarded as a housing unit when it is occupied or intended for occupancy as separate living quarters; that is, when the occupants do not live and eat with any other person in the structure and there is direct access from the outside or common hall.

Household: Consists of all people that occupy a housing unit.

HUD: Acronym for US Department of Housing and Urban Development, the federal agency dedicated to strengthening and supporting the housing market.

Low Density: Lots with the average density of 3-4 dwelling units per acre. Best suited for family housing such as single-family detached homes.

Manufactured Housing: is a type of prefabricated home that is largely assembled of site and then transported to sites of use. The definition of the term in the United States is regulated by federal law (Code of Federal Regulations, 24 CFR 3280): "Manufactured homes are built as dwelling units of at least 320 square feet in size, usually with a permanent chassis to assure the initial and continued transportability of the home. The requirement to have a wheeled chassis permanently attached

differentiates "manufactured housing" from other types of prefabricated homes, such as modular homes.

Median Family Income (MFI): The median sum of the income of all family members 15 years and older living in the household. Families are groups of two or more people (one of whom is the householder) related by birth, marriage, or adoption and residing together; all such people (including related subfamily members) are considered as members of one family.

Medium Density: Lots with the average density of 6-12 dwelling units per acre. Best suited for small lot housing such as single family attached, townhomes, plexes and cottages.

Middle Housing: Housing types that is generally attainable for households earning less than 120% of the area median income level. Typically includes plexes (2-4 units per structure), townhomes, apartments, accessory dwellings, cottage homes and manufactured homes.

Mixed Use: Characterized as two or more residential, commercial, cultural, institutional, and/or industrial uses into one combined building or building(s) on the same parcel of land.

Multi-Family Housing: Stacked flats in a single buildings or groups of buildings on a single lot with 5 or more units per structure. Parking is shared, and entrance to units is typically accessed through a shared lobby.

Part-vacant land: Unconstrained land that has some existing development but can be subdivided to allow for additional residential development.

Plexes and Apartments: Multiple units inside one structure on a single lot. Usually each unit has its own entry.

Seasonal dwellings: These units are intended by the owner to be occupied during only certain seasons of the year. They are not anyone's usual residence. A seasonal unit may be used in more than one season; for example, for both summer and winter sports. Published counts of seasonal units also include housing units held for occupancy by migratory farm workers. While not currently intended for year-round use, most seasonal units could be used year-round.

Residual Land Value: The amount a developer would typically be willing to pay for the land/site in order to build a specific real estate improvement based on underlying assumptions and market conditions.

Severely Cost Burdened: Defined US Department of Housing and Urban Development (HUD) as households who spend over 50% of their income on housing.

Single Family Attached: Residential structures comprised of two to four housing units with a shared wall that separates each unit. "Attached" duplexes require a single building permit for both dwelling units.

Single Family Detached: Free standing residential building, unattached, containing separate bathing, kitchen, sanitary, and sleeping facilities designed to be occupied by not more than one family, not including manufactured and mobile homes.

Townhome (also known as duplexes, rowhouse, etc.): Attached housing units, each on a separate lot, and each with its own entry from a public or shared street or common area.

Vacant housing unit: A housing unit is vacant if no one is living in it at the time of enumeration unless its occupants are only temporarily absent. Units temporarily occupied at the time of enumeration entirely by people who have a usual residence elsewhere are also classified as vacant.

Vacant land: Vacant and part-vacant land identified within the local buildable land inventory that is not developed and unconstrained for future planned residential development.

SUMMARY

The demand for adequate, safe and affordably-priced housing continues to far outpace new housing production. This Walla Walla Regional Housing Action Plan provides a strategy for strengthening and enhancing the inventory of affordable housing and less expensive market-rate housing in southeast Washington. This growing region includes a network of small and medium historic cities, that are rich in agricultural, viticulture, and education.

This Plan highlights existing housing conditions and issues and forecasts future needs based on changing demographic and socio-economic conditions. Using feedback from a dedicated project advisory committee and stakeholder committee and survey input from over 400 citizens, this plan reflects current attitudes regarding housing priorities. While significant steps have already been taken by the cities of College Place, Dayton, Waitsburg and Walla Walla, this Plan lists new housing policies and actions that can be taken for each city to further enhance housing opportunities.

As shown in the following graphic, the Housing Action Plan will be used to inform future Comprehensive Plans, Capital Facilities Plans and Land Use Policies. The Plan also guides decisions regarding implementation strategies that can affect development regulations, infrastructure spending priorities, permitting procedures, fee structures and other housing actions.

Source: Washington Dept. of Commerce and BERK, 2020.

Highlights of the Walla Walla Regional Housing Action Plan

Walla Walla Regional Housing Survey (over 400 respondents) lists the **top 5 housing issues** as:

1. Housing Cost/Affordability
2. Inadequate Housing Availability
3. Homelessness
4. Range of Housing Types
5. Housing Quality

The top 5 Housing Actions recommended by survey respondents include:

1. Development Partnerships
2. Multifamily Tax Incentives
3. Grants for First time Homebuyers
4. Housing Rehabilitation Grants
5. Increase Residential Land Inventory

The Walla Walla Region should plan to add approximately 4,685 net new housing units over the next 20 years. Future housing demand in the Region is likely to include 1,523 standard-lot single family detached homes; 1,104 small-lot detached homes; 732 townhomes/plexes; 894 multi-family units (includes some group quarters demand), and 443 affordable housing units (government supported), manufactured homes and/or ADUs.

While the overall land capacity within the Region appears to be adequate for addressing the long-term housing need for Waitsburg and Dayton, nearly half of new construction that is planned to occur in College Place and Walla Walla would need to occur on under-developed (part vacant) tax lots. If property owners do not wish to subdivide their tax lots, the likelihood of meeting housing needs through "infill" is unlikely.

These findings also indicate that the current zoning and related land capacity within the College Place and Walla Walla UGAs (combined) may not be sufficient to fully accommodate multi-family demand. This issue is particularly acute in College Place, where the housing demand for single family and middle housing (672 units) is expected to exceed its zoned land capacity by 412 dwellings.

Based on the residential capacity analysis and this housing needs assessment, the following conclusions are made:

- **College Place UGA:** the projected 20-year housing need of 747 dwelling units is far greater than the potential UGA capacity of 345 units, even after accounting for recent code changes and assuming 60% of net new housing will need to be constructed on infill and redevelopment lands.
- **Walla Walla UGA:** the projected 20-year housing need of 3,570 dwelling units is below the potential UGA capacity of 3,740 dwelling units. However, the current amount of land zoned for multi-family structures appears to be inadequate to meet overall housing needs, even after assuming 55% of the net new housing will be constructed on infill and redevelopment lands.

  It is recommended that the cities of College Place and Walla Walla continue to work with Walla Walla County and regional housing advocates to ensure that new housing density can be optimized within current UGAs, and new areas be identified for potential UGA expansion.
- **Waitsburg and Dayton UGAs:** the combined projected housing demand of 200 dwellings for these two small cities can be accommodated by their existing UGAs if adequate water and wastewater infrastructure is provided.

Additional policy actions and housing program considerations are provided in Section III.

TABLE OF CONTENTS

Acknowledgements i

Glossary ii

Summary iv

Highlights of the Walla Walla Regional Housing Action Plan iv

I. Introduction 1

Purpose 1

Regional Context 2

Recent Accomplishments 3

Approach 4

Community Engagement Process 6

Public Engagement Plan and Groups Contacted 6

Input regarding housing issues, goals and objectives 6

Public Input 7

II. Housing Market Overview 9

Measures of Economic Hardship 11

Employment 12

Housing Needs Forecast 13

Housing Market Gaps 14

Regional Housing Need 16

Land Sufficiency Findings 18

III. Housing Policy, Programs & Actions 22

Strategies to Streamline Rental Application Process 26

Appendix A: Public Outreach Plan 36

Appendix B: Walla Walla Regional Housing Action Plan Survey Results 38

Appendix C: Housing Needs Assessment Memorandum 46

Demographic Trends 46

Employment Trends 49

Housing Inventory 50

Tenancy and Vacancy Levels 52

Home Prices and Rents 54
Housing Attainability 55
Measures of Economic Hardship 58
Housing Supply Gaps 60
Transportation Considerations 60
Affordability and Current Market Gaps 61
Regional Housing Needs Forecast 62
Reconciliation of Housing Needs and Land Supply 64

Appendix D: Financial Analysis 66

Appendix E: Displacement Minimization Strategy 73

I. INTRODUCTION

PURPOSE

Communities across the state of Washington are facing unprecedented challenges with providing safe and affordable housing.[1] In response, the Washington state legislature passed a measure designed to encourage cities and counties to proactively work together to identify housing needs and implement local actions to preserve affordable housing and spur new housing development.

Within the Walla Walla Region, the Community Council facilitated a community-led study regarding regional housing issues, needs and local policy recommendations in a landmark report: *Affordable Housing Study (A report to the residents of Columbia and Walla Walla counties and the Milton-Freewater area), 2019.* That report raised local awareness about issues pertaining to housing affordability and laid the foundation for advocacy around a number of recommendations to address the need for safe and affordable housing. The Affordable Housing study recommended the completion of a study on housing needs in the region and strategies for improvement; the cities of College Place. Dayton, Walla Walla, and Waitsburg applied for and were awarded a grant from the Washington State Department of Commerce to prepare this regional housing action plan.

A regional Housing Action Plan (HAP) is intended to examine housing affordability, access and structural diversity issues, as well as strategies and actions to be taken to create a more equitable housing environment. The HAP process includes a review of the region's comprehensive plans, policies, past actions, partnerships, and current regulations to determine

Housing Action Plans address the following questions:

- ***Who lives and works here and what are their socioeconomic characteristics?***
- ***What types of housing are available?***
- ***Are there any groups of people who are not able to find housing that is safe, affordable, and meets their household needs?***
- ***How much housing, and what types of housing, are needed to meet current and future housing needs?***
- ***Is there sufficient buildable land capacity to accommodate this growth and housing diversity?***
- ***What local policies and actions can be taken to produce additional affordable and market rate housing?***

[1] Unless otherwise specified, "affordable housing" in this report is defined as government-supported housing that is income restricted as well as market-rate housing where residents pay no more than 30% of their income on housing costs (monthly rents or mortgage payments).

existing conditions of the housing ecosystem. Community input is obtained to identify and evaluate potential policy changes that can be implemented to increase production of affordable and market-rate housing.

At its core, the regional HAP identifies future housing needs to serve all economic segments of the community. Based on the 20-year growth target, the housing needs assessment identifies how many units of different types are needed to optimize housing affordability.

Based on Washington Department of Commerce grant funding guidelines, the focus of this study is on the existing urban growth areas (UGAs) surrounding the cities of Walla Walla, College Place, Dayton and Waitsburg. For purpose of this plan, these areas are collectively referred to as the Walla Walla Region.

REGIONAL CONTEXT

Because housing ecosystems are rarely contained within a single jurisdiction, regional analysis and coordination are necessary to understand market dynamics. For example, if safe and affordable housing is not sufficient in one community, residents are likely to search for housing in an adjacent jurisdiction rather than leave the region altogether.

The focus of this plan is on the Walla Walla Region, which includes the urban growth areas of Walla Walla, College Place, Dayton, and Waitsburg and the surrounding unincorporated areas of Walla Walla and Columbia counties (**Exhibit 1**). While the community of Milton-Freewater in Oregon is often included in the greater Walla Walla region, this analysis is limited to communities in Washington by dint of its focus on the Urban Growth Area structure laid out in Washington's Growth Management Act. The cities of College Place and Walla Walla currently function as the business and regional service center for this region. Each of the four cities provide a unique mix of housing opportunities, growth potential and community character.

Exhibit 1: Walla Walla Region

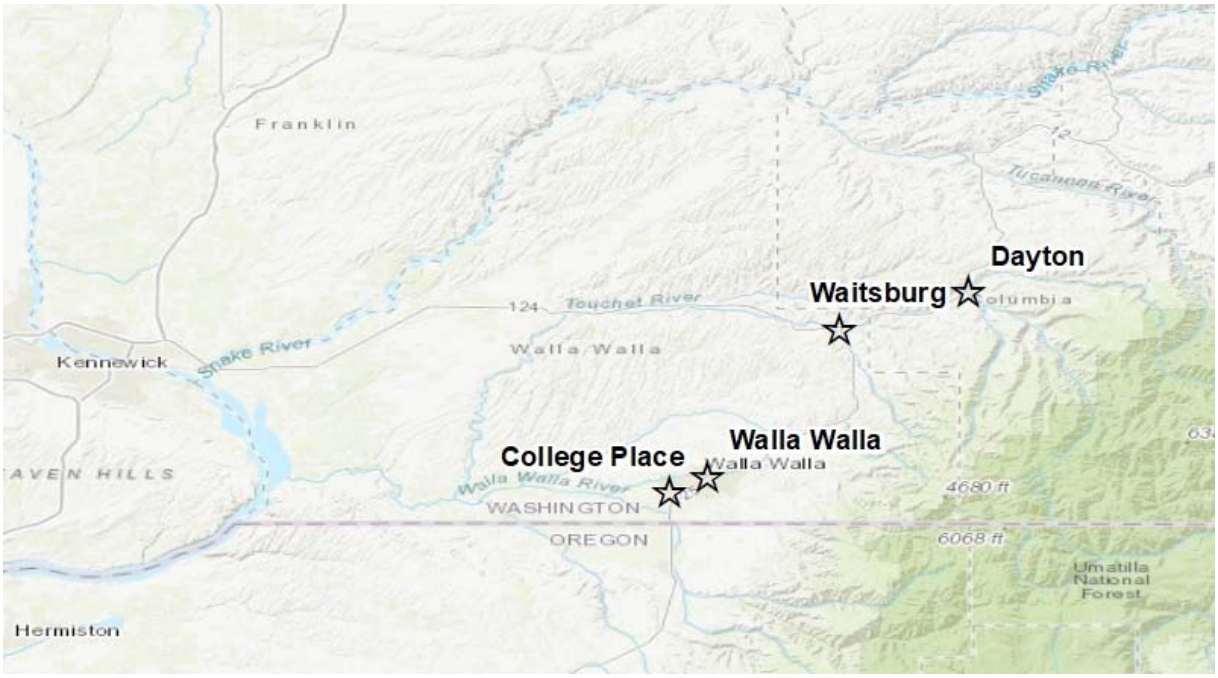

Recent Accomplishments

Prior to undertaking this work, communities within the Walla Walla Region have made strides in advancing affordable housing. Efforts completed to date include the following:

Regional Planning Coordination (Walla Walla, College Place, Waitsburg and Dayton)

- The cities of Walla Walla, College Place and Waitsburg have coordinated with Walla Walla County) to update their comprehensive plans with new growth forecasts and sections focused on housing policies.
- The city of Dayton has also coordinated with Columbia County and cities in Walla Walla County (through this planning effort) to evaluate their buildable land inventory.
- Community Council, a regional policy advocacy and education organization, convened civic, private and non-profit representation on the Affordable Housing Study Workgroup to identify housing issues and barriers to affordable housing, and to recommend policy strategies.

City of Walla Walla

- As mentioned above, the city of Walla Walla undertook a significant update of its comprehensive plan, with a new housing policy section that includes objectives aimed at expanding housing opportunities.
- 2018 Code Updates: this resulted in changes to local zoning that collapsed three single family residential zones into one zone called Neighborhood Residential. This new zone supports additional housing density in low density zone by allowing development of (up to) fourplexes on a single lot. The city also relaxed road access standards for short plats to permit private lanes to serve up to 9 dwelling units. Other changes included permitting multifamily units outright and removing the owner occupancy requirement for accessory dwelling units.
- Utility Rate Discounts: the city provides a program for providing water and sewer utility rate discounts to low-income citizens.
- The city is using Community Development Block Grant funds to provide micro-grants for property owners to complete home repair projects through a contract with the Blue Mountain Action Council.

City of College Place

- Recent Code Updates:
  - College Place created a new single-family residential zoning district and reduced minimum single-family residential lot sizes to 6,000 square feet.
  - The city increased flexibility in short plat standards.
  - Accessory dwelling units are now permitted in all residential zones.
  - Cottage and co-housing are now permitted in the Single-Family and Multi-Family Zoning Districts.
  - The City now permits dwelling units in commercial developments in both the Downtown Mixed-Use and General Commercial Zoning Districts
  - Three or more single-family dwelling units may be attached as townhomes or zero-lot line developments and the City may waive the minimum lot size and width requirement. Tiny Homes Permitted

  - Tiny homes, also known as Park Model Recreation Vehicles, are now permitted for temporary or recreational use in mobile home and RV parks and may be approved for use as a dwelling unit subject to conditions.
  - Manufactured homes, mobile homes, RV's, park models, tiny homes, and campers are now permitted for residential use in mobile home parks, manufactured housing communities, and manufactured/mobile home communities.
  - Recreational Vehicles may now be used as a residence in RV and Mobile Home Parks subject to conditions.
- Dwelling Units of 600SF or less now qualify for reduced wastewater & water capital facility charges. This includes all categories of dwelling units.

City of Dayton

- In addition to mapping their buildable lands, the city revised its zoning code to increase future development potential by allowing plexes in and reducing setbacks in single family zones.
- The city has drafted an ordinance to streamline surplus property procedures.

APPROACH

The overall project approach/schedule is shown in **Exhibit 2**. Key steps taken to create this report include the following:

- Project coordination meetings: Interim findings were shared with the HAP Plan Advisory Team (PAT) and a Stakeholder Advisory Committee (SAC) made up of regional civic leaders.
- Housing trends and forecasts: the consultant team analyzed most recent available data from a mix of sources, such as the U.S. Census Bureau, American Community Survey, Washington Office of Financial Management to confirm the existing housing inventory, quantify market gaps in housing products, and to establish baseline housing demand forecast.
- Housing gentrification and displacement risk assessment: included analysis of the availability of naturally occurring affordable housing (non-government supported) as well as income-restricted government supported housing in context with local demographic and socio-economic data. Locations where the risk of housing displacement are relatively high were mapped for each community in the region.
- Review of existing housing policies and draft policy recommendations: this included a synthesis of the current housing policies for each community, and identification of potential housing policies and actions that can be taken to address issues identified the HAP.
- Community engagement: the HAP process included stakeholder interviews, PAT and TAC meetings and public surveys with the broader community to identify and evaluate housing issues and policy actions.

FCS GROUP
Solutions-Oriented Consulting

Exhibit 2: Project Approach

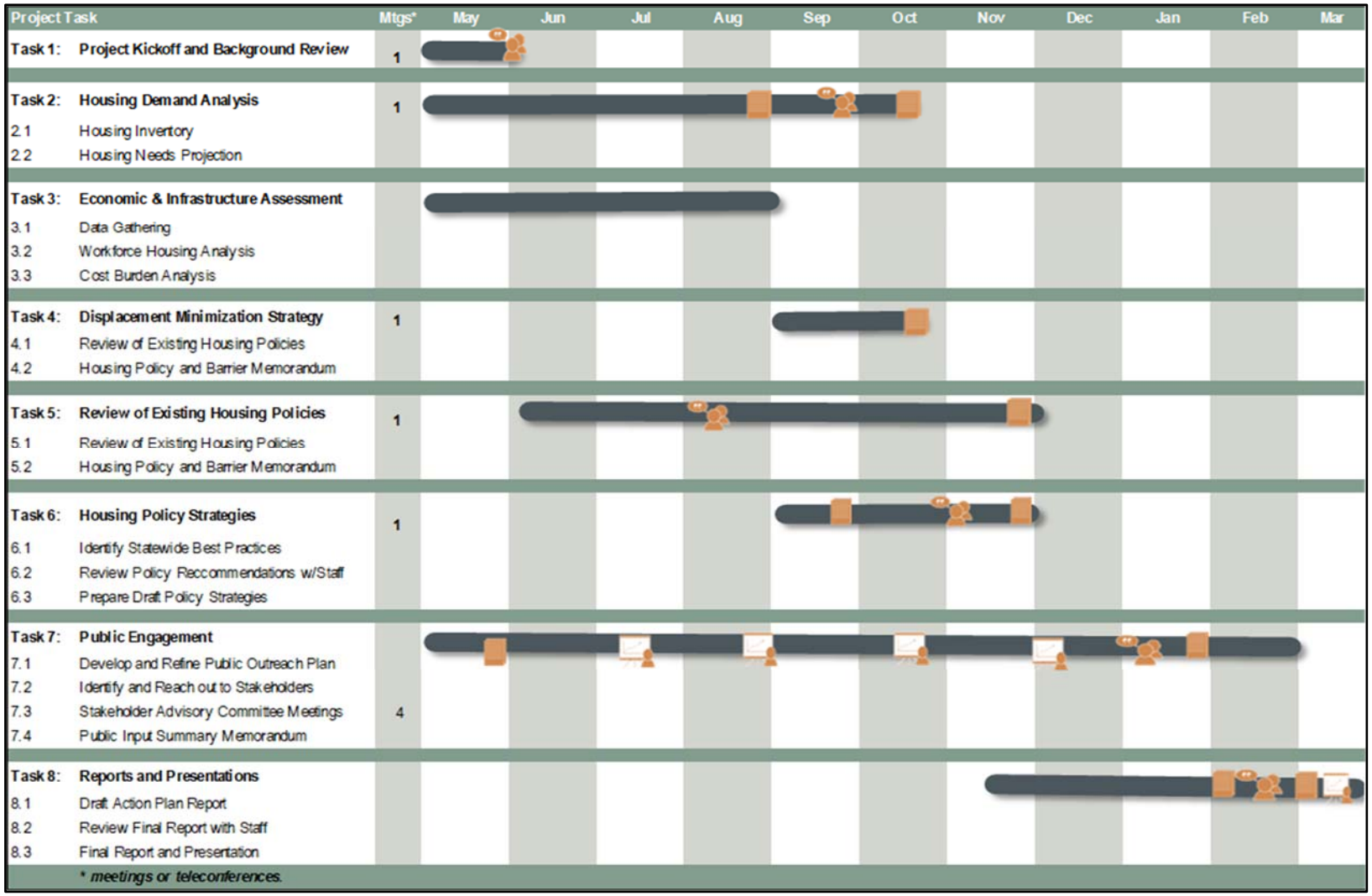

COMMUNITY ENGAGEMENT PROCESS

Public Engagement Plan and Groups Contacted

The Public Engagement Plan (provided in **Appendix A**) for this regional plan is consistent with local and state requirements and reflects best practices. In light of the global Covid-19 pandemic that was in-place during the planning process, the community outreach process utilized virtual video conference meetings/presentations and interactive surveys to evaluate housing affordability, availability and local policies. At the outset of the HAP, a draft Public Engagement Plan was developed and refined based on input from the Project Advisory Team. The engagement plan had four objectives:

1. To provide a forum to share, develop and refine useful information and data,
2. To ensure a shared understanding of current conditions, issues, concerns, and opportunities,
3. To provide avenues for the public, applicable committees, and supporting agencies to be involved,
4. To build support for eventual adoption and implementation.

Project Advisory Team (PAT) Meetings (4): PAT members were comprised of planning staff from the cities of Walla Walla, College Place, Waitsburg, and Dayton, and Walla Walla County and the consultant team. The PAT directed and reviewed the research, outreach, and work products in support of the Walla Walla Regional Housing Action Plan. The PAT met four times from May to November 2020

Stakeholder Advisory Committee Meetings (3): The Stakeholder Advisory Committee represented a range of informed and committed stakeholder interests. It included representatives of city and county agencies, direct service providers, and other public agencies, along with local property owners, residents, and community organizers. The Committee provided recommendations on key project issues and decisions, helped to shape housing policy options, guided stakeholder and community engagement strategies, and encouraged community members to participate in the planning process. The SAC met three times from July to November 2020.

Input regarding housing issues, goals and objectives

Two housing surveys were conducted during the HAP planning effort, with input from the PAT and the SAC. The initial Housing Policy Survey was distributed to local planners, developers and housing experts in the region. The survey focused on housing development issues, barriers and policy preferences. Survey respondents were asked to identify the most effective housing policies in their jurisdiction (city and county) and were asked to identify housing actions suggested within HB 1923.

The Housing Policy Survey received five responses. The top housing issues and policies identified for the Walla Walla region included:

- Overall need for additional construction of quality market-rate housing, additional vacant developable land, the need for less development regulations, and the need for new housing development incentives.
- Survey respondents supported local implementation actions regarding: use of cluster zoning (such as lot size averaging with reduced setbacks for new buildings), a shortened subdivision

approval process, clear and objective accessory dwelling unit standards, and increased categorical exemptions for multifamily developments.

Public Input

The second survey included an electronic Regional Housing Action Plan Survey that was also developed with input from the PAT and TAC and provided in both English and Spanish. The survey focused on the identification of community-defined housing issues, housing affordability perceptions, and barriers to renting or owning a home. Survey respondents were asked to identify actions local officials could take to address housing issues in their community. While the survey is not a statistical representation of all regional residents, the issues and perceptions provided by the respondents are generally consistent with other survey input received during the recent Walla Walla (city and county) Comprehensive Plan updates.

The English survey received 419 responses and the Spanish survey received 3 responses. Survey responses were primarily from residents living in the Walla Walla zip code 99362 (80%), the College Place zip code 99324 (11%), and the Dayton zip code 99328 (4%). Detailed survey results are included in **Appendix B** and are summarized below. While the survey is not considered statistically valid, it does provide a reliable indication of community perceptions regarding housing issues.

Top 5 Perceived Housing Issues	Top 5 Housing Actions
1 Housing Cost / Affordablity	1 Development Partnerships
2 Inadequate Housing Availablity	2 Multifamily Tax Incentives
3 Homelessness	3 Grants for First-time Homebuyers
4 Range of Housing Types	4 Housing Rehabilitation Grants
5 Housing Quality	5 Increase Residential Land Inventory

Top Barriers to Homeownership

Barriers to Home Ownership	Count	Percent
Limited Housing Supply	249	21.9%
Availability of Living Wage Jobs	290	25.5%
Affordability of Available Homes	371	32.6%
Programs for Homeowners	124	10.9%
Lack of Resources/Education on Home Ownership	63	5.5%
Other	40	3.5%
Total	1,137	100.0%

Top Barriers to Rental Housing

	Count	Percent
Low Vacancy Rates	298	30.0%
Lack of Affordable Rentals	351	35.3%
Strict Rental Requirements	196	19.7%
Confusing Rental Application Process	48	4.8%
Other	101	10.2%
Total	994	100.0%

II. Housing Market Overview

Housing demand is driven by a combination of population growth, household formations and regional economic activity. Population within the Walla Walla Region (includes the cities of Walla Walla, College Place, Dayton and Waitsburg) reached a record high of 47,695 year-round residents in 2019 (*according to the WA Office of Financial Management*).

Population within the Region has been increasing at an annual average rate of 0.68% between 2010-2018, which is three times faster than unincorporated Walla Walla County, but only half the statewide average (**Exhibit 3**).

Exhibit 3: Population Trends

Population Trends	2010	2018	AGR
Washington	6,561,297	7,294,336	1.33%
Columbia County	3,957	4,001	0.14%
Dayton	2,463	2,682	1.07%
Walla Walla County	57,585	60,236	0.56%
College Place	8,502	9,136	0.90%
Waitsburg	1,194	1,188	-0.06%
Walla Walla	31,177	32,731	0.61%
Walla Walla Region	43,336	45,737	0.68%
Unincorp. Walla Walla County	14,249	14,499	0.22%

Source: U.S. Census Bureau, 2014-2018 American Community Survey 5-Year Estimates (Table B01003)

AGR: average annual growth rate.

Household income and housing price/rent levels are good indicators of housing attainability. Median household income in Walla Walla County ($56,533) is currently well below the Washington average ($70,116). However, overall income levels in Walla Walla County and the city of Walla Walla recorded a slightly faster growth rate than the state average between 2010 and 2018 (**Exhibit 4**).

Exhibit 4: Median Income Trends, 2010-2018

	2010	2018	AGR
Washington	$57,244	$70,116	2.6%
Walla Walla County	$45,575	$56,533	2.7%
College Place	$40,137	$47,525	2.1%
Dayton	$39,861	$44,524	1.4%
Waitsburg	$45,568	$48,403	0.8%
Walla Walla	$39,397	$48,678	2.7%

Source: U.S. Census Bureau, 2014-2018 American Community Survey 5-Year Estimates (Table B25119)

AGR: average annual growth rate.

To meet HUD guidelines for housing affordability, no more than 30% of income should be allocated to housing. Hence, middle-income families earning 80% to 120% of the median household income (MHI) should be able to afford monthly rents at $1,131 to $1,696; or homes priced between $194,000

and $291,000. If middle-income households pay more than this, they would be "cost burdened" to some degree. As indicated in **Exhibit 5**, using current statistics, affordable monthly housing cost for low-income families is as follows:

- Low Income, $707 to $1,131
- Very Low Income, $424 to $707
- Extremely Low Income, $424 or less

Exhibit 5: Analysis of Attainable Housing Prices/Rents

Walla Walla County Median Household Income (2018)*	$56,533	
Market Segment by Income Level	**Lower-end**	**Upper-End**
Upper (120% or more of MHI)		120%
Middle (80% to 120% of MHI)	80%	120%
Low (50% to 80% of MHI)	50%	80%
Very Low (30% to 50% of MHI)	30%	50%
Extremely Low (less than 30% of MHI)	30%	
Qualifying Income Level	**Lower-range**	**Upper-range**
Upper (120% or more of MHI)	$67,840	or more
Middle (80% to 120% of MHI)	$45,226	$67,840
Low (50% to 80% of MHI)	$28,267	$45,226
Very Low (30% to 50% of MHI)	$16,960	$28,267
Extremely Low (less than 30% of MHI)		$16,960
Attainable Monthly Rent or Payment (@30% of income level)	**Lower-range**	**Upper-range**
Upper (120% or more of MHI)	$1,696	or more
Middle (80% to 120% of MHI)	$1,131	$1,696
Low (50% to 80% of MHI)	$707	$1,131
Very Low (30% to 50% of MHI)	$424	$707
Extremely Low (less than 30% of MHI)		$397
Approximate Attainable Home Price**	**Lower-range**	**Upper-range**
Upper (120% or more of MHI)	$291,000	or more
Middle (80% to 120% of MHI)	$194,000	$291,000
Low (50% to 80% of MHI)	$116,000	$185,000
Very Low (30% to 50% of MHI)	$69,000	$116,000
Extremely Low (less than 30% of MHI)	n/a	n/a

Notes:

** based on current U.S. Census estimates of household income for Walla Walla County.*

*** assumes 5% down (zero down payment for low income purchasers) on 30-yr mortgage @ 3.6% interest; and 1.89% for taxes and insurance.*

Source: analysis by FCS GROUP using U.S. Census, Amercian Community Survey data.

According to the U.S. Housing and Urban Development (HUD), households are considered "cost burdened" if they pay over 30% of their gross income on housing and utilities. Households are "severely cost burdened" if they pay over 50% of their gross income on housing and utilities.

As of 2018, nearly 3 in 10 renters (28%) in Walla Walla County were severely cost burdened by housing expenses alone **(Exhibit 6)**. If housing costs continue to rise faster than income levels, the share of severely cost burdened households will continue to increase.

Exhibit 6: Severe Housing Cost Burden by Locality

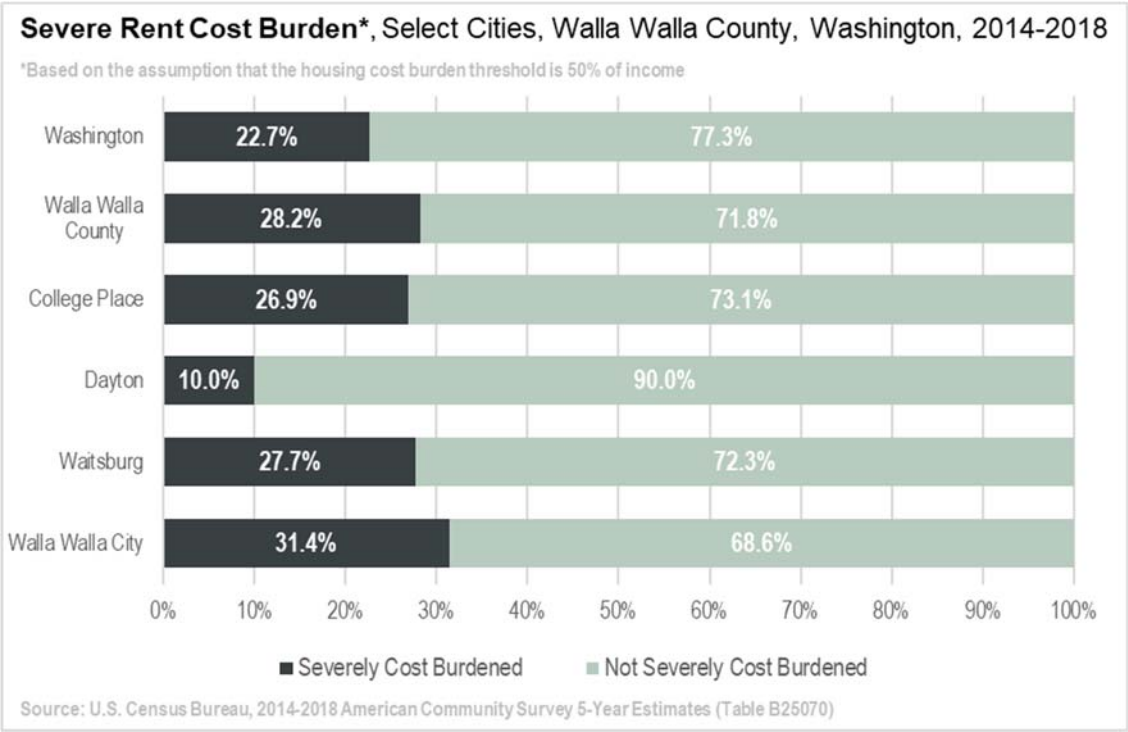

Measures of Economic Hardship

Like many rural communities across the U.S., an increasing share of households in the Region are experiencing economic hardship as the cost of living rises faster than income levels.

Since the War on Poverty began in 1965, the Federal Poverty Level (FPL) has provided a standard for determining the proportion of people living in poverty in the U.S. Despite the FPL's benefit of providing a nationally recognized income threshold for determining who is poor, its shortcomings include the fact that the FPL is not based on the current cost of basic household necessities, and except for Alaska and Hawaii, it is not adjusted to reflect cost of living differences across the U.S. In fact, federal poverty statistics indicate that the number of Walla Walla County households living in poverty decreased by 54 between 2010 and 2018.

In recognition of the short comings associated with federal poverty statistics, the United Way now provides a new measure of economically distressed households struggling in each county in a state. This effort provides a framework, to measure households that do not earn enough to afford basic necessities, with a population segment called **ALICE (Asset Limited, Income Constrained, Employed**). The ALICE methodology takes into account the total cost of household essentials – housing, child care, food, transportation, technology, and health care, plus taxes and a 10 percent contingency. ALICE data are calculated separately for each county, and for six different household types. For more information check out: https://www.unitedforalice.org/methodology

In 2018, 42% of the households in Walla Walla County were either in poverty or in the ALICE category, which is well above the Washington statwide average of 33%. Within the Walla Walla Region, the share of households in poverty and ALICE categories ranged from 44% in Dayton to 50% in College Place (**Exhibit 7**).

Exhibit 7: ALICE Household as Share of Total Households

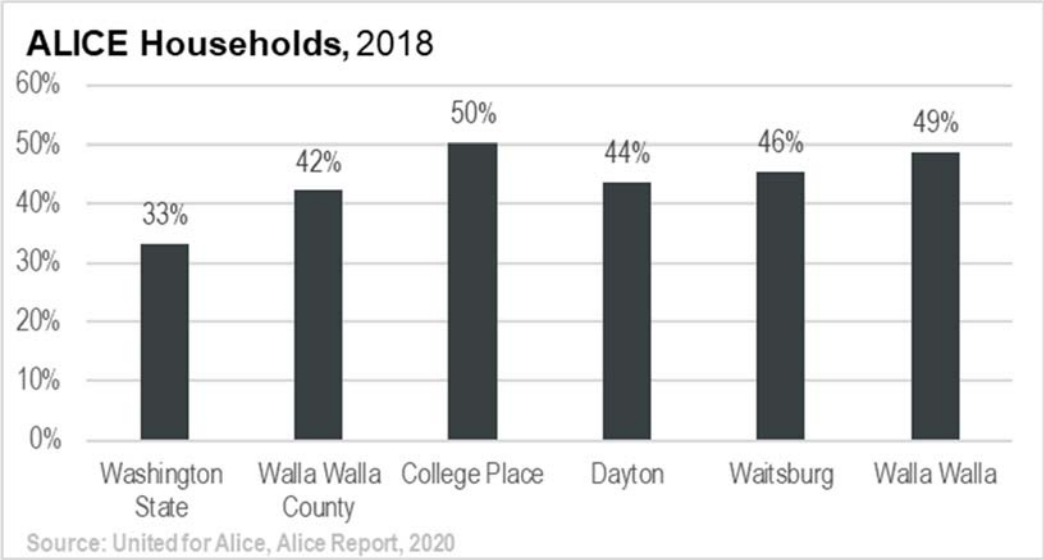

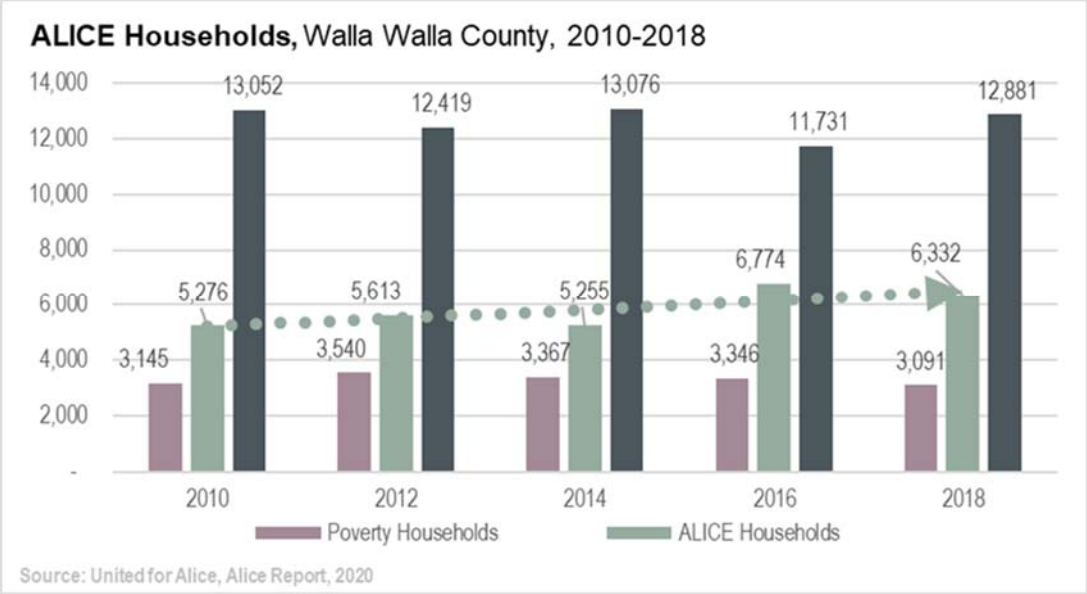

Employment

Employment in the cities of the Walla Walla region has been on a steady upward trajectory since 2002, with an estimated 13,281 jobs in 2002 and 14,006 jobs in 2017 (latest available data) a 5.5% overall increase in that timeframe. Job gains varied by sector, with industries such as Transportation and Utilities, Industrial Trades, and Agriculture recording job losses, while Health Care, Services and Education sectors recording the most job gains during this time frame (**Exhibit 8**).

Exhibit 8: Employment Trends: 2002-2017

Segment	2002 - 2017 Job Growth	2002	2010	2017	Change
Agriculture, Forestry, Fishing and Hunting		230	184	150	(80)
Transportation, Communications & Utilities		700	509	427	(273)
Industrial Trades & Construction		1,978	1,642	1,594	(384)
Retail Trade		2,392	2,911	2,337	(55)
Other Services, Restaurants & Lodging		3,673	4,129	4,022	349
Educational Services		1,042	1,033	1,288	246
Health Care and Social Assistance		3,083	3,396	4,012	929
Public Administration		183	173	176	(7)
Total		**13,281**	**13,977**	**14,006**	**725**

Source: US Census Bureau, On the Map.com. Region includes four cities: Walla Walla, College Place, Waitsburg an

In that same timeframe in the Walla Walla MSA (Walla Walla and Columbia Counties) the civilian labor force increased by 1.9%, a figure well outpaced by job growth in the area according to the US Bureau of Labor Statistics. Unemployment in the area also dropped from 6.9% in 2002 to 4.9% in 2017.

HOUSING NEEDS FORECAST

Representatives from public agencies have expressed concern over the lack of attainable and good quality housing for middle income families and local workers. To find attainable housing, some workers must travel long distances between their homes and their jobs to find attainaible housing.

The Region would benefit from development of "middle income" housing types, such as apartments, duplexes, townhomes, cottages, manufactured homes and accessory dwelling units (ADUs). These housing types can be delivered at a lower cost and rent level per square foot than standard single family detached and mid-rise housing types (**Exhibit 9)**.

Exhibit 9: Middle Housing Types

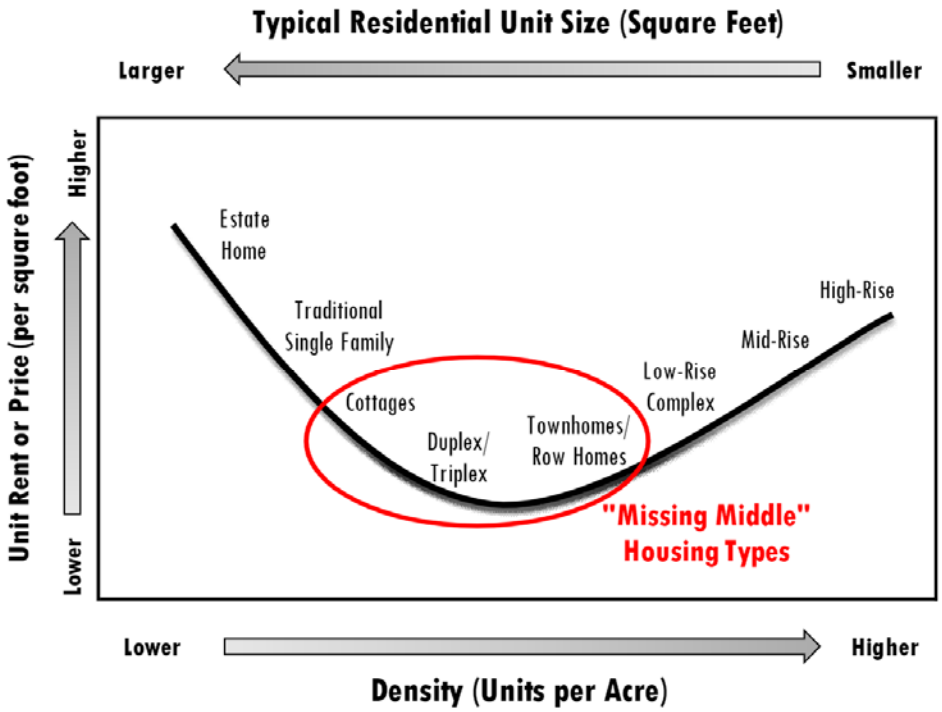

Source: Washington Department of Commerce Housing Memorandum (PNW Economics and LDC)



Housing Market Gaps

Low vacancy rates and rising home prices have resulted in deficiencies in the regional housing inventory that could largely be addressed by new housing construction. The regional *Community Council's Affordable Housing Study Report*, Summer 2019, found that median income levels in the City of Walla Walla and College Place would need to increase by at least $5,400 to enable families to purchase a home at 2018 prices.

The housing affordability gap within the region does vary significantly by location. As shown in **Exhibit 10**, regional home prices are highest in College Place ($281,000) and lowest in the cities of Dayton ($152,000) and Waitsburg ($230,000) As a result of this wide disparity in home prices, approximately 69% of the region's households could likely afford to buy a home in Dayton, but less than half of the households can afford to buy a median priced home in College Place.

Exhibit 10: Median Home Price Sales Trends & Affordability

	5/19/2019	5/20/2020	Change from prior year %	Min. Income Needed to purchase median priced home*	Share of Regioinal HHs that qualify based on income**
Washington	$403,000	$425,000	5.5%	$83,332	
Columbia County	$186,400	$208,300	11.7%	$40,842	63.1%
Dayton	$149,000	$152,000	2.0%	$29,803	69.3%
Walla Walla County	$268,000	$273,000	1.9%	$53,528	49.5%
College Place	$276,000	$281,000	1.8%	$55,097	48.9%
Waitsburg	$226,000	$230,000	1.8%	$45,097	60.4%
Walla Walla City	$268,000	$273,000	1.9%	$53,528	49.5%

Source: Zillow, (6/1/2020), Compiled by FCS GROUP.
* Assumes 30-year mortgage, 3.6% interest, 1.89% property tax & insurance; 5%
** Assumes 30% of household income dedicated to payments.

The Region's housing gap is most prevalent for long-term rentals as well as less-expensive for sale housing. In other words, there is an inadequate supply of deed-restricted rental housing as well as high-quality market rate apartments and for-sale housing priced under $300,000. Housing needs reflect an increase in demand for homes in the $291,000 to $300,000 price range, which are affordable to households earning around the median income.

As reflected in **Exhibit 11**, the lack of affordable rental housing (priced at $707/month or lower) has resulted in 791 households living in higher-cost housing than they can afford, which leads to severe rent burdens. If we assume that 33% of the housing gap can be addressed by new policies that encourage near term housing construction, we expect the Region could absorb nearly 240 market rate rentals units and at least 261 deed-restricted rental units within 1 or 2 year (**Exhibit 11**).

Exhibit 11: Rental Housing Market Gaps, Walla Walla Region, 2017

Median Household Income Range	Lower-end	Upper-End	Renter Households Counted	Affordable Monthly Rent Costs *	Level of subsidy required	Estimated Rental Units Counted	Year 2017 Housing (Gap) or Surplus
Upper (120% or more of MFI)	$67,840 or more		1,304	$1,696 & Above	Zero	580	(400)
Middle (80% to 120% of MFI)	$45,226	$67,840	1,173	$1,131-$1,686	Zero	1,497	
Low (50% to 80% of MFI)	$28,267	$45,226	1,518	$707-$1,131	Low	2,709	1,191
Very Low (30% to 50% of MFI)	$16,960	$28,267	1,177	$424-$707	Medium	1,541	(791)
Extremely Low (less than 30% of MFI)	$16,960 or less		1,830	Less than $424	High	674	
Total			7,001			7,001	

Source: US Census Bureau 2013-2017 ACS, analysis by FCS GROUP.

* Calculated at 30% of Walla Walla County median family income based on HUD guidelines

Analysis of Pent-Up Rental Housing Demand, Walla Walla Region

Median Household Income Range	Renter Households in 2017	Rental Units in 2017	Housing (Gap)	Potential Capture Rate	Pent-up Housing Demand Capture
Upper (120% or more of MFI)	1,304	580	(724)	33%	**239**
Middle (80% to 120% of MFI)	1,173	1,497	324		
Low (50% to 80% of MFI)	1,518	2,709	1,191		
Very Low (Less than 50% of MFI)	3,006	2,215	(791)	33%	**261**

Source: US Census Bureau 2013-2017 ACS, analysis by FCS GROUP.

Regional Housing Need

The 20-year regional housing demand forecast takes into account a share of the current market gap for rental housing along (noted in the preceding section) plus the amount of housing required to address demand from the projected changes in population for cities and unincorporated areas of Walla Walla and Columbia counties. Population growth rates are consistent with the adopted comprehensive plans for Walla Walla County and the cities of College Place, Walla Walla, Dayton and Waitsburg.

These plans anticipate a population increase of approximately 9,668 year-round residents by 2040 within Walla Walla County. According to the Walla Walla County Comprehensive Plan, the vast majority of population (and housing) growth is expected to occur within the Walla Walla, College Place and Waitsburg urban areas. Unincorporated areas of the county are projected to add 2,802 people. Since that forecast also reflects unincorporated portions of UGAs for the cities, we expect the majority of new population growth to occur within future annexation areas of local cities.

To estimate urbanization requirements for the four-city region, this regional housing action plan assumes that 70% of the housing growth and 90% of the group quarters population growth within unincorporated Walla Walla County will occur within the UGAs of Walla Walla, College Place, and Waitsburg. As indicated in **Exhibit 12**, this allocation of county growth equates to approximately 107 group quarters residents and 657 dwelling units. A more detailed breakdown of this analysis can be found in **Appendix C**.

Exhibit 12: Projected Regional Housing Capture of Unincorp. Walla Walla County, 2020 to 2040

	Walla Walla County	Unicorp. Walla Walla County**	Regional Housing Capture of Unincorp. County %	Regional Housing Capture of Unincorp. County
Net New Population	9,668	2,802		
New Pop in Group Quarters*	773	119	90%	107
Population in Households	8,894	2,683		
Housing Need for Permanent Residents (dwellings)	3,601	865		
Seasonal & Vacancy Allowance (@9.4 %)	358	74		
Growth-related Housing Demand (dwelling units)	3,959	939	70%	657

Source: FCS GROUP based on local pop. growth forecasts and current ACS data for local areas. *Group quarters reflects people in dormatories, group homes, institutions, etc. ** Includes unicorporated areas within urban growth areas of local cities.

The baseline housing demand forecast coverts future population growth into housing needs. To address changing demographic and householder preferences, the baseline housing demand forecast also takes into account the following assumptions:

- Future population growth forecasts for each city within the Walla Walla Region will be consistent with adopted local comprehensive land use plan forecasts (extrapolated).
- The tenancy mix and rate of homeownership will increase slightly overtime to the Washington statewide average (63% owners and 37% renters). Note, this results in a modest increase in homeownership rates within the Region from 60% currently to 63% by year 2040.
- Housing needs reflect increasing demand for attainably-priced middle housing types consistent with 30% of household income allocated to rent or mortgage (principal and interest).

- The housing needs forecast assumes a moderate shift toward middle housing types, including townhomes, plexes, apartments, ADUs and manufactured housing.

Given these assumptions, the Walla Walla Region should plan to add approximately 4,685 net new housing units over the next 20 years. Future housing demand in the Region is likely to include 1,523 standard-lot single family detached homes; 1,104 small-lot detached homes; 732 townhomes/plexes; 894 multi-family units (includes some group quarters demand), and 443 government-supported affordable housing units, manufactured homes and/or ADUs (**Exhibit 13).**

Exhibit 13: Walla Walla Region Housing Needs Forcast, 2020 to 2040

	Walla Walla City	College Place	Waitsburg	Dayton	Region Total
Projected Baseline Housing Demand	2,362	494	153	11 +	3,021
Plus Share of Housing Within Unincorp. UGAs	514	107	33	2 +	657
Plus Demand to Address 33% of Housing Gap	414	87			500
Total Housing Need	3,290	688	187	13 +	4,178
Plus Group Quarters Housing Units (@1.5 people per unit)*	420	88			762
Grand Total (units)	3,710	776	187	13 +	4,685
percent of total	79%	17%	4%	0.3%	100%

Source: FCS GROUP based on local pop. growth forecasts and current ACS data for local areas. *Group quarters reflects people in dormatories, group homes, institutions, etc.

Projected Housing Need by Housing Type

Projected 2040 Housing Needs	3,710	776	187	13	9,75	
Housing Type	Walla Walla UGA	College Place UGA	Waitsburg UGA	Dayton UGA	Walla Walla Region	Remainder of Walla Walla County
Single-Family Detached						
Standard Lots	1,142	261	112	9 +	1,523	225
Small Lots, cottages, mfg. homes (lots)	899	205	-	-	1,104	-
Townhouses / Plexes (units)	556	155	19	1 +	732	-
Multi-family units (5+ units per structure)	816	78 +	-	-	894	-
Mobile homes/ADUs/other (units)	297 +	78 +	56 +	3 +	433	56 +
Total Dwelling Units	3,710	776	187	13 +	4,685	282

Projected Housing Need by Income Level

Family Income Level	Owner-Occupied	Renter-Occupied	Total	Dist. %	Attainable Housing Products
Upper (120% or more of MI)	2,361	260	2,621	56.0%	Single Family Lots
Upper Middle (80% to 120% of MI)	384	347	730	15.6%	Cottage Homes, Townhomes, Apartments
Lower Middle (50% to 80% of MI)	207	693	900	19.2%	Townhomes, Mfgd. Homes, Plexes, Apartments
Low (less than 50% of MI)	0	433	433	9.3%	ADUs, Govt. Assisted Apts.
Total	2,952	1,734	4,685	100.0%	

*Derived from Appendix A.

A more detailed analysis of group quarters housing demand indicates that the majority of this segment is likely to be supported by seniors that desire assisted living facilities, and to a lesser extent university students and special needs population segments (including inmates at the correctional center). As indicated in **Exhibit 14**, the senior housing segment is projected to account for about three quarters of the overall group quarters demand, with the need for almost 380 units of shared senior housing required by year 2040.

Exhibit 14: Projected Senior Housing Demand: Walla Walla Region

	Region Total within UGAs
Current Population	48,363
Proj. Net New Population within Region UGAs (@2.3 persons/HH)	8,485
Future Population year 2040	56,848
Population over Age 65	20%
Share of pop. over Age 65 in Nursing Homes	5.0%
Avg. Household Size within Nursing Homes	1.50
Proj. Net New Population in Nursing Homes	568
Proj. Senior Housing Need (dwelling units)	379

Source: population estimates and forecasts based on WA Office of Financial Management data; nursing home capture rates based on National Institute of Aging estimates, 2015.

Land Sufficiency Findings

According to the June 2019 Walla Walla County buildable land inventory and development capacity study, Walla Walla, College Place and Waitsburg UGAs had the potential to accommodate over 4,100 net new dwellings at full utilization (**Exhibit 15**). Note, the City of Dayton was included in a separate land capacity study for Columbia County.

Exhibit 15: Land Capacity Analysis (2019)

	Minimum Lot Size (SF)	Net Res. Land Inventory (acres)	Vacant percent	Under-developed percent	Net New Pop. Capacity	Net New Dwelling Capacity	Infill & redevel-opment Dwellings	Dwellings on Vacant Land	% infill & redevel opment
Waitsburg					1,466	621	284	337	46%
R96 Suburban Residential	9,600	50.7	62%	38%	538	228	86	142	
Residential (incorporated)	10,000	92.7	49%	51%	875	371	189	182	
Flexible Comm./Res (Incorp.)	10,000	5.6	61%	39%	53	22	9	13	
College Place					588	249	139	110	56%
Multiple Family Residential	n/a	2.1			59	25	-	25	
R-60 Single Family Residential*	6,000	21.6	30%	70%	361	153	107	46	
R-72 Single Family Residential*	7,200	0.3			4	2	-	2	
R-96 Suburban Residential (incorp.)	9,600	6.3	58%	42%	67	28	12	16	
~~R-96 Suburban Residential (area 2B)**~~	~~9,600~~	~~39.8~~	~~75%~~	~~25%~~	~~425~~	~~180~~	~~46~~	~~134~~	
R-96 Suburban Residential (area 2C)	9,600	9.2	51%	49%	97	41	20	21	
Walla Walla City					7,641	3,238	1,632	1,606	50%
Multiple Family Residential	n/a	-			-	-			
R-60 Single Family Residential ***	6,000	-			-	-			
R-72 Single Family Residential ***	7,200	54.7	21%	79%	813	344	271	73	
R-96 Suburban Residential (incorp.)	9,600	569.0	51%	49%	6,116	2,592	1,260	1,332	
R-96 Suburban Residential (other)	9,600	60.8	67%	34%	712	302	101	201	

Source: Revised Land Capacity Analysis, Technical Memorandum, June 2019, the Watershed Company. Note, this analysis was completed prior to the City of Walla Walla creating a Neighborhood Residential zone to allow reduced lot sizes.

** After 2019, College Place combined zones R-60/R-72/R-75 into a one SF District zone and allows up to two dwellings per lot.*

*** Area 2B urban growth area expansion request was denied after 2020.*

**** After 2019, Walla Walla changed code to allow 2-4 unit structures and ADUs in all single family zones.*

In the years since the aforementioned land capacity analysis was conducted, the cities of Walla Walla and College Place amended their respective zoning codes to allow development of plexes (up to 4 units per structure) within their low density zones. The estimated residential land capacity for the Walla Walla Region assumes there will be a moderate increase in housing density on single family zones in the cities of College Place and Walla Walla, and reflects significant growth potential for the city of Dayton.

As indicated **Exhibit 16**, the Walla Walla Region is now be expected to accommodate nearly 5,058 dwelling units, including 4,611 dwellings with 1 to 4 units per structure, and approximately 447 multi-family dwellings with 5+ units per structure.

Exhibit 16: Regional Residential Land Capacity and Housing Need (2021)

	Infill & redevel-opment Dwellings	Dwellings on Vacant Land	Total Dwelling Capacity	Projected 20-Year Housing Need	Net Housing Surplus or (Gap)
College Place	206	140	345	747	(402)
1 to 4 units per structure *	146	115	260	672	(412)
5 or more units per structure	60	25	85	75 +	10
Walla Walla City	2,054	1,686	3,740	3,570	170
1 to 4 units per structure *	1,714	1,686	3,400	2,785	615
5 or more units per structure **	340		340	785	(445)
Waitsburg	306	367	673	178	495
1 to 4 units per structure	298	353	651	124 +	527
5 or more units per structure	9	13	22	53	(31)
Dayton	100	200	300	12	288
1 to 4 units per structure ***	100 +	200 +	300 +	12 +	288 +
5 or more units per structure			-	-	-
Region Total	2,665	2,393	5,058	4,507	552
1 to 4 units per structure	2,257	2,354	4,611	3,593	1,018
5 or more units per structure	409	38	447	913	(466)

Findings are derived from prior tables and input provided by project advisory and stakeholder committees, Washington Dept. of Commerce staff, and the following notations.

** Assumptions for College Place and Walla Walla take into account recent code changes; assumes 5% of the land zoned for single family will be utilzed by plexes or ADUs.*

*** Multi-family capacity analysis (5+ units per structure) for Walla Walla reflects current development applications.*

**** Dayton capacity analysis derived from City of Dayton Buildable Land Inventory maps.*

While the overall land capacity within the Region appears to be adequate for addressing the long-term housing need for Waitsburg and Dayton, the analysis cited above indicates that nearly half of new construction would need to occur on under-developed (part vacant) tax lots. If property owners do not wish to subdivide their tax lots, the likelihood of meeting housing needs through "infill" is unlikely.

These findings also indicate that the current zoning and related land capacity within the College Place and Walla Walla UGAs (combined) may not be sufficent to fully accommodate multi-family demand. This issue is particularly acute in College Place, where the housing demand for single family and middle housing (672 units) is expected to exceed its zoned land capacity by 412 dwellings.

Based on the residential capacity analysis and this housing needs assessment, the following conclusions are made:

College Place UGA: the projected 20-year housing need of 747 dwelling units is far greater than the potential UGA capacity of 345 units, even after accounting for recent code changes and assuming 60% of net new housing will need to be constructed on infill and redevelopment lands.

Walla Walla UGA: the projected 20-year housing need of 3,570 dwelling units is below the potential UGA capacity of 3,740 dwelling units. However, the current amount of land zoned for multi-family structures may be inadquate to meet overall housing needs, even after assuming 55% of

the net new housing will be constructed on infill and redevelopment lands (including residential and commercial hosuing zones).

During the next round of local comprehensive land use plan updates, it is recommended that the cities of College Place and Walla Walla continue to work with Walla Walla County and regional housing advocates to ensure that new housing density can be optimized within current UGAs, and new areas be identified for potential UGA expansion.

Waitsburg and Dayton UGAs: the combined projected housing demand of 200 dwellings for these two small cities can be accomodated by their existing UGAs if adequate water and wastewater infrastructure is provided.

Additional policy actions and housing program consideratons are provided in the next section.

III. HOUSING POLICY, PROGRAMS & ACTIONS

The Walla Walla Region is facing unprecedented challenges to its ability to provide safe and affordable housing. Like many areas across the USA, housing costs are rising faster than income levels and there is a limited supply of skilled workers, inadequate supply of developable lots, and restrictions attributed to development regulations.[2] Local policies and actions aimed at reducing barriers to new construction can help. It is more important than ever for local jurisdictions to work together with public, private and non-profit developers, homeowners and land trusts to identify lasting solutions.

This section identifies potential code changes, affordable housing programs, and strategies to mitigate housing displacement for the most vulnerable population segments. A summary of strategies that can increase the housing supply is provided in **Exhibit 17**.

STRATEGIES TO INCREASE HOUSING SUPPLY

Code-Related Policies

In general, development regulations need to be clear and objective, and less restrictive code requirements can lower development costs and lead to a greater variety of housing types. In the Walla Walla Region, the need for code amendments varies by city. While Walla Walla and College Place have already implemented many of the state recommendations regarding increased flexibility in the types of housing allowed in low-density zones, Dayton and Waitsburg may benefit from additional code updates.

It is recommended that cities within the region consider reducing or eliminating minimum lot size requirements and removing parking and owner occupancy requirements for accessory dwelling units.

All cities can strive to improve the efficiency of their permitting process.

[2] American Planning Association. "APA Policy Guide on Housing" (2019). Guide available at https://www.planning.org/publications/document/9178529/

Some code-related best practices include the following:

1. Single Family Zones
    - Authorize cluster zoning or lot size averaging in all zoning districts that permit single-family residences to allow developers to incorporate natural features into their site plans and minor partitions.
2. Accessory Dwelling Units
    - Remove owner occupancy requirements related to accessory dwelling units.[3]
    - Remove minimum residential parking requirements related to accessory dwelling units.[4]
3. Middle Housing Types
    - Ensure that local zoning ordinances do not unduly hinder the functioning and placement of manufactured homes.
    - Ensure local zoning ordinances specifically allow slightly used manufactured homes.
    - Reduce the minimum lot size for duplex and multifamily developments to 7,500 square feet or less or eliminate minimum lot size requirements to promote the development of greater diversity of housing types.
    - Adopt other permit process improvements where it is demonstrated that the code, development regulation, or ordinance changes will result in a streamlined and more efficient permit process to attract interest from developers.[5]

Development Incentive Programs

To better understand the feasibility of developing multifamily apartments in the Region, FCS Group conducted a supplemental analysis of two prototypical multifamily developments (garden apartments and flats) in the city of Walla Walla, which is summarized in **Appendix D.** The analysis evaluated financial feasibility from the perspectives of either a for-profit or a non-profit developer. Key conclusions from the financial analysis are:

- The current housing market is strong enough to attract for-profit developers
- Garden apartments are viable without incentives
- Market rate flats over parking will likely require some form of development incentive (see list below)
- Income-restricted affordable housing developments and mixed-income housing by a for-profit developer, will also require incentives to be market feasible, such as:
    - 12-year tax abatement (for affordable housing element)

[3] RCW 36.70A.600. (2020). Washington State Legislature.https://app.leg.wa.gov/RCW/default.aspx?cite=36.70A.600

[4] RCW 36.70A.600. (2020). Washington State Legislature.https://app.leg.wa.gov/RCW/default.aspx?cite=36.70A.600

[5] RCW 36.70A.600. (2020). Washington State Legislature. https://app.leg.wa.gov/RCW/default.aspx?cite=36.70A.600.

  - Impact fee reduction (e.g. lower utility connection charges) for deed restricted affordable housing elements.
  - Land write-down
  - Parking reductions
- The use of a non-profit developer for a 100% affordable development could make the development "pencil" with fewer incentives than would be required with a for-profit developer.

There are specific strategies that can be considered to increase the production of affordable housing and to reduce the cost of owning or renting a home:

1. Incentives for affordable housing:
   - Multifamily Tax Exemption (applies to City of Walla Walla only) is currently allowed for cities with over 15,000 people and is now a policy that applies in downtown Walla Walla. This program includes an 8 or 12-year property tax exemption based on the value of improvements for 4+ housing units, depending on the share of units that are to be set aside for low-income families. This program is designed to promote needed housing development in targeted areas of the urban core by directly addressing the financial feasibility gap.
   - It is recommended that Walla Walla consider expanding this program by including areas outside downtown that have proximity to public transit and community services.
   - Consider allowing bonus density increases for any deed-restricted affordable housing development, including single-family or multifamily residences located on real property owned or controlled by a religious organization.[6]
2. Incentives for home ownership:
   - Enhance and promote existing programs that supply down payment assistance and application support a matching grant program for first-time homebuyers.

Other Actions that can help lower development costs and housing costs

1. **Sponsor Construction-related Workforce Training**: Economic development strategies that improve local resiliency through workforce training bolster opportunity for existing residents. Each city in the region can work with higher and secondary educational institutions to take advantage of sector-based partnerships. Construction-related training and volunteer programs (such as Habitat for Humanity) that deliver housing improve the supply of low-income housing and improve skills for workers. The goal is to create programs that offer training/apprenticeships and future job opportunities that improve the quality of jobs in the area.

2. **Pursue Public/Private Developments:** Cities and county governments can leverage private or non-profit development of under-utilized public lands. Typically formulated as private

[6] 2019-2020 Housing Laws. Washington State Department of Commerce. https://deptofcommerce.app.box.com/s/uvqd9297a8tisplk0jjulwe97fnr66px

construction of housing and/or commercial space on public land public/private partnerships can lead generate both market rate and affordable housing in the region.

3. **Support Development of a Community Land Trust:** Community land trusts create additional affordable home ownership opportunities by removing land from the costs of real estate. In a traditional Community Land Trust model, the homeowner owns the home (and the value of any improvements), but a nonprofit owns the land. Developments that are constructed on land trust parcels tend to have more stable housing values, which are somewhat insulated from the overall real estate market and reflective of the local cost of living.

   Community land trusts can be granted the right of first offer or right of first refusal to allow them to purchase homes in specifically vulnerable communities to provide homeownership opportunities to households with low-income households. Right of first offer places very minimal requirements on property owners. Notice would be sent that a property will be for sale and either the trust or the owner sets and offer price depending on the program framework.

DISPLACEMENT MINIMIZATION STRATEGIES

Many of the policy measures and programs listed above will help increase the housing supply while enhancing housing affordability. Additional measures are needed to address displacement that tends to occur with major redevelopment. Displacement occurs when households or businesses are involuntarily forced out of an area due to increasing housing prices/property taxes or due to economic and demographic changes that alter the neighborhood's character. Gentrification, a well-documented housing issue since the 1960s, has traditionally been associated with urban cores, but rural gentrification is now an issue in light of the ever-expanding digital workforce and access to goods online.

Gentrification typically occurs in areas with relatively low property values and nearby amenities. As demand in the region grows, areas with relatively low rents/home values and/or areas perceived as having lower-quality housing become more attractive and profitable for redevelopment. Some housing experts expect that the recent global pandemic will only increase gentrification in smaller communities.

Findings for Walla Walla Region

Vulnerability is calculated using factors closely associated with an increased probability of redevelopment coupled with the evaluation of local demographic conditions. US Census data depicting housing tenure, poverty rates, educational attainment, median home value, median gross rent, and race/ethnicity are considered in order to identify specific Census Block Groups that may be most vulnerable to displacement. While Walla Walla was the only city in the region with vulnerability on five out of six data variables, each jurisdiction in the region contains populations vulnerable to displacement. Please refer to the detailed analysis provided in **Appendix E**.

Strategies to Address Physical Displacement

- Require a displacement impact assessment to be provided by the applicant for major redevelopment projects. An impact assessment is a method of tracking how many net new housing units are being developed in a specific location after accounting for existing housing units (and households) that are likely to be displaced.

- Partner with groups offering weatherization and energy efficiency services for low-income homeowners and seniors.

Strategies to Address Economic Displacement

Strategies to improve housing outcomes for economically vulnerable populations and seniors:

- Support programs that provide emergency rental assistance for families facing eviction and/or homelessness due to temporary economic hardship.
- Consider adoption of a resolution to extend the notice period for no-cause evictions to 60 days for landlords with five or more units to allow renters additional time to plan, contact services, and hopefully relocate without a disruption in adequate housing.
- Consider new policies that preserve existing manufactured housing parks, including a new manufactured housing park zone classification.
- Address the causes of homelessness by working with local agencies and non-profits that provide direct services to this community.[7]
- Encourage the development and retrofitting of housing for seniors and people living with disabilities that is physically accessible and adheres to Universal Design Principles.[8]

Strategies to Address Cultural Displacement

Locating rental opportunities and completing multiple applications with individual documentation requirements and fees is often listed as a major barrier to obtaining adequate housing. This is particularly true for families facing unforeseeable displacement and possible homelessness and is compounded in rural areas often overlooked by statewide databases and national tenant resource websites. As regional population grows and rents increase, local government agencies can become more directly involved in the rental market and application process. As with other recommendations, this involvement exists on a spectrum depending on the severity of housing issues and the success of initial programs.

Strategies to Streamline Rental Application Process

A registration program would create a consolidated database of available government-supported affordable housing units in the region, along with cost estimates. Cities like Seattle have instituted a Rent Registration and Inspection Ordinance (RIIO)[9] that requires all rental

[7] Walla Walla Comprehensive Plan Update. (2018). City of Walla Walla. https://www.wallawallawa.gov/home/showdocument?id=854.

[8] Universal Design in Housing. (2006). The Center for Universal Design. https://projects.ncsu.edu/ncsu/design/cud/pubs_p/docs/UDinHousing.pdf.

[9] City of Seattle, Rental Registration and Inspection Ordinance, accessed March 25, 2021 via https://www.seattle.gov/sdci/codes/licensing-and-registration/rental-registration-and-inspection-ordinance

properties to register with the City and demonstrate adequate habitability. A similar database could also serve as a resource for families searching for housing.
Searchable databases of available rentals in the region could also be linked to websites providing tenant information on applications and screening. A small fee per unit could be established to fund the program, which could include a streamlined application process.

The King County Housing Authority website[10] contains housing listings for various government subsidized apartments at different eligibility requirements and market rate housing at different price points. Market rate housing listings are included by linking to Apartments.com, which appears to have a streamlined tenant screening and application process. While not a requirement, inclusion of Apartments.com serves as a powerful incentive for local landlords to list their apartments on the website.[11] New York City has created a similar searchable database called NYC Housing Search[12] and a streamlined application process for all available government subsidized housing, called NYC Connect.[13]

A streamlined and affordable mechanism for locating available housing in the region would mitigate the impacts of displacement by aiding families in locating alternative housing within their existing community. Partnering with housing groups in the area could help mitigate initial program costs. For example, Tenants Union of Washington State has a variety of resources online regarding the screening process and fees.[14]

Land Supply Strategies

In active collaboration with the cities of Walla Walla, College Place, and Waitsburg, work with Walla Walla County to review and update the 1993 Countywide Planning Policies to actively promote the development of new affordable housing opportunities. This may include, but is not limited to:

a. Updating the methodology for more realistically determining the development capacity of existing lands.

---

[10] King County Housing Authority Apartment Search Resource https://www.kcha.org/
[11] Online Rental Application for Apartments.com: https://www.apartments.com/rental-manager/features/online-rental-applications?gclid=Cj0KCQjwo-aCBhC-ARIsAAkNQiuOFW_vSyyGBrtVpNem93vueHCgD_FTIwTVBQYigk6flvC50vJQ2w0aAkFpEALw_wcB&gclsrc=aw.ds
[12] New York City Housing Search database: https://www.nyhousingsearch.gov/index.html
[13] New York City Houisng Connect centralized government housing application process and fee schedule: https://www1.nyc.gov/site/hpd/services-and-information/housing-connect-rentals.page
[14] Tenants Union of Washington State, Tenant Screening Information Hub: https://tenantsunion.org/rights/tenant-screening

b. Exempting the new construction of affordable housing on publicly owned land from the assessment of the need for new housing.

c. Increase the percentage of projected new growth allocated to the cities of Walla Walla and College Place.

d. Increasing the market factor to allow for the addition of land to urban growth areas based on a finding that there is a critical shortage of affordable housing.

e. Authorizing further increases in the market factor to support specific strategies to increase the construction of new multi-family housing in cities. This may include affordable housing "bonuses".

f. Monitoring new residential development and providing for more frequent updates of the Countywide Planning Policies.

g. Ensuring that there is an adequate supply of new commercial development to serve new residential development.

h. Supporting the cost-effective planning, construction, and use of public infrastructure to serve new residential development.

It is recommended that Walla Walla County, in active collaboration with the cities of Walla Walla, College Place, and Waitsburg, inventory and assess publicly owned lands in urban growth areas as sites suitable for the construction of affordable housing.

Exhibit 17: Housing Action Plan Policy Recommendations*

City of Walla Walla Implementation Approach

FOCUS AREA	POLICY/ACTION	DETAILS	CITIES	TIMELINE	LEAD DEPT.	ASSISTING DEPT. OR ORG.	APPLICABLE TO WALLA WALLA
Code Changes	Authorize cluster zoning or lot size averaging in all zoning districts that permit single-family residences. (RCW 36.70A.600)	Allows developers to navigate around natural features and reduces development costs. May be most appropriate for large subdivisions or planned urban developments.	College Place, Dayton, Waitsburg				N/A
Code Changes	Allow for the division or redivision of land into the maximum number of lots through the short subdivision process. (RCW 36.70A.600)	"The legislative authority of any county planning under RCW 36.70A.040 that has adopted a comprehensive plan and development regulations in compliance with chapter 36.70A RCW may by ordinance increase the number of lots, tracts, or parcels to be regulated as short subdivisions to a maximum of nine in any urban growth area" (RCW 58.17.020 Definitions)	Dayton, Waitsburg				N/A
Code Changes	Adopt increase in categorical exemptions for residential or mixed-use development. (RCW 36.70A.600)	Categorically exempts government action related to development proposed to fill in an urban growth area, designated according to RCW 36.70A.110, where current density and intensity of use in the area is roughly equal to or lower than called for in the goals and policies of the applicable comprehensive plan. (RCW 43.21C.229)	ALL	Near term (1-2 years)	Develop. Services	Public Works Support Services WW Planning Commission WW City Council	

Code Changes	Authorize at least one duplex, triplex, quadplex, six-plex, stacked flat, townhouse, or courtyard apartment on each parcel in one or more zoning districts that permit single-family residences unless a city documents a specific infrastructure of physical constraint that would make this requirement unfeasible for a particular parcel. (RCW 36.70A.600)	Creates more housing options.	All cities in the region allow duplexes in single family zones; College Place and Walla Walla allow up to 4-units				N/A
Code Changes	Authorize a minimum net density of six dwelling units per acre in all residential zones, where the residential development capacity will increase within the city. (RCW 36.70A.600)	For purposes of this subsection, the calculation of net density does not include the square footage of areas that are otherwise prohibited from development, such as critical areas, the area of buffers around critical areas, and the area of roads and similar features	ALL	Near term (1-2 years)	Develop. Services	Public Works Fire Dept. Support Services WW Planning Commission WW City Council	
Code Changes	Remove minimum residential parking requirements related to accessory dwelling units. (RCW 36.70A.600)	Reduces barriers to ADU development.	ALL	Near term (1-2 years)	Develop. Services	Public Works Fire Dept. Support Services WW Planning Commission WW City Council	
Code Changes	Remove owner occupancy requirements related to accessory dwelling units (RCW 36.70A.600)	Creates more flexibility for owners who may wish to rent their ADU. Provides additional rental housing.	Dayton, Waitsburg				N/A

Code Changes	Adopt other permit process improvements where it is demonstrated that the code, development regulation, or ordinance changes will result in a more efficient permit process for customers (RCW 36.70A.600)	Streamlining can generate development interest.	ALL	Near term (1-3 years)	Develop. Services	Public Works Fire Dept.	
Code Changes	Reduce the minimum lot size for duplexes and multifamily development to 7,500 square feet or less or eliminate minimum lot size requirements.	Reducing or eliminating lot sizes promotes the development of a greater diversity of housing types.	Waitsburg				N/A
Code Changes	Reduce the required minimum lot area for new platted lots to 7,500 square feet or less or eliminate minimum lot size requirements.	Reducing or eliminating lot sizes promotes the development of a greater diversity of housing types.	Waitsburg				N/A
Code Changes	Remove "are compatible with the neighborhood characteristic" from the definition of Neighborhood Residential or clearly define how to achieve this in the code.	Best practices support using terms that are clearly defined. "Neighborhood character" may be interpreted in many different ways.	Walla Walla	Near term (1-2 years)	Develop. Services	WW Planning Commission WW City Council	
Code Changes	Reduce the minimum lot size for multifamily development from 3,600 square feet per unit to less than 2,000 square feet per unit.	Reducing or eliminating lot sizes promotes the development of a greater diversity of housing types.	Dayton				N/A
Code Changes	Remove guest parking space requirements for multifamily dwelling units.	Reduces barriers to the development of multifamily housing.	Waitsburg				N/A
Code Changes	Remove conditional use permit requirements for manufactured homes.	This creates an additional cost burden for a type of home that is valued for its affordability.	Waitsburg				N/A

Anti-Displacement	Integrate displacement into the analysis and review of potential policies, programs, and development applications by creating a standardized assessment of potentially unintended consequences upfront and enforcing reasonable mitigation efforts directly connected to the proposal.	An impact assessment tracks how many affordable units are being developed and at the cost of how many existing units. The assessment can be conducted by the applicant or city staff.	ALL	Long-term (5-7 years)	Develop. Services	Support Services (CDBG) WW Planning Commission WW City Council Community Council
Anti-Displacement	Create a rental registration program to track available units in the region and rental costs. (Affordable Housing Report)	This program would work to improve access to rental information and reduce the burden of multiple applications, fees, and credit checks.	Regional Effort	Long-term (5-7 years)	Support Services	Develop. Services WW Planning Commission Private Sector (landlords) Housing Providers Community Council
Anti-Displacement	Extend the notice period for no cause evictions to 60 days for landlords with five or more units.	Provides renters with time to plan, contact services, and relocate.	ALL	Mid-term (3-5 years)	Support Services	Housing Providers Private Sector CA Office WW City Council
Anti-Displacement	Enhance and promote existing programs that supply down payment assistance and application support to first time homebuyers.	Washington offers the Home Advantage Needs Based Downpayment Assistance Loan Program to eligible homebuyers.	ALL	Near term (1-2 years)	Support Services (CDBG)	Common Roots

Anti-Displacement	Identify job training partnerships to foster local opportunities and prosperity through improved workforce development initiatives.	Economic development strategies that improve local resiliency through workforce training bolster opportunity for existing residents. Focus on both higher and secondary educational institutions in the region to take advantage of sector-based partnerships. Construction based partnerships in particular are likely to improve the supply of low-income housing.	ALL	Long-term (5-7 Years)	Support Services	Develop. Services Colleges/ Universities Private Sector	
Anti-Displacement	As neighborhoods change, work to eliminate the displacement of those who are under-served or under-represented.	Promotes equitable housing practices.	ALL	On-going	Develop. Services	Support Services	
Anti-Displacement Affordable Housing	Support existing programs that provide emergency rental assistance for families facing homelessness due to temporary economic hardship.	Many state and county programs offer emergency rental assistance.	ALL	On-going	Support Services	BMAC WW County Dept. of Comm. Health	
Anti-Displacement Affordable Housing	Identify and acquire sites suitable for affordable housing.	Cities can work with state agencies and an community land trust to identify "surplus property" and acquire tax lots in foreclosure. Sites should be evaluated based on cost, density, environmental quality, access to transportation, community services, and housing types that can be produced.	ALL	Long-term (5-7 years)	Support Services	WW City Council Common Roots	
Anti-Displacement Affordable Housing	Establish a community land trust to create additional affordable home ownership opportunities.	In a traditional Community Land Trust model, the homeowner owns the home (and the value of any improvements), but a nonprofit owns the land. Thus, creating additional affordable opportunities for homebuyers by removing land from the cost of real estate.	College Place, Dayton, Waitsburg				N/A

Anti-Displacement	Create a right of first offer/refusal program for the community land trust.	Community land trusts can be granted the right of first offer or right of first refusal to allow them to purchase homes in specifically vulnerable communities to provide homeownership opportunities to households with low-income households.	ALL	Long-term (5-7 years)	Support Services	CA Office WW City Council Common Roots	
Anti-Displacement Energy Efficiency	Partner with groups offering weatherization and energy efficiency services.	Weatherization and energy efficiency services can reduce housing costs, increasing the affordability of owning a home.	College Place, Dayton, Waitsburg				N/A
Affordable Housing	Work with the state to identify opportunities for affordable housing on public land.	Washington state (through RCW 43.63A.510 and RCW 39.33.015) directs specific state agencies to inventory under-utilized or surplus state-owned land, which can be used to develop housing for low- and very-low-income households.	ALL	Mid-term (3-5 years)	Support Services	State agencies CA Office	
Affordable Housing	Multifamily tax exemption	Promotes the development of multifamily housing.	Walla Walla	Near term (1-2 years)	Support Services	Develop. Services	
Affordable Housing	Local community land trust	Support the development of a local community land trust	ALL	On-going	Support Services	Common Roots	
Energy Efficiency	Encourage residential development that conserves water, reduces energy use, and uses sustainable materials.	Energy efficiency services can reduce housing costs and sustainable materials reduce the home's environmental impact.	ALL	Mid-term (3-5 years)	Develop. Services	State Building Code Council	
Accessibility and Seniors	Encourage the development and retrofitting of housing for seniors and people living with disabilities that is physically accessible and adheres to Universal Design Principles.	Accessible homes provide seniors and people living with disabilities independence.	ALL	On-going	Develop. Services	Fire Dept. Public Works	

Accessibility and Seniors	Allow for housing types and designs that allow seniors to age in place.	Neighborhoods with diverse housing types allow seniors to age in place by remaining in their home or moving to a smaller home in the same neighborhood.	ALL				N/A – permitted in WW
Homelessness	Address the causes of homelessness by working with local agencies and non-profits that provide services to this community (Walla Walla City policy 1.2)	Example policy that addresses underlying causes of homelessness.	Waitsburg, Dayton				N/A
Homelessness	Allow an increased density bonus consistent with local needs for any affordable housing development of any single-family or multifamily residence located on real property owned or controlled by a religious organization. (2019-2020 Housing Laws)	Provides a density bonus for affordable housing on religious organizations' land.	ALL	Mid-term (3-5 years)	Develop. Services	Support Services Public Works Fire Dept. WW Planning Commission WW City Council	
Land Supply	Walla Walla County, in active collaboration with the cities of Walla Walla, College Place, and Waitsburg review and update the Countywide Planning Policies to address the methodology for buildable lands, population allocation, and other strategies to support housing development.	Housing needs assessment identified potential concern that over 50% of the housing capacity available in the cities of College Place and Walla Walla are redevelopable lands and is that a reasonable assumption.	College Place, Waitsburg, and Walla Walla	Near term (1-2 years)	Develop. Services	Support Services WW Planning Commission WW County WW City Council	

***** *In this table, the term "affordable housing" refers to income-restricted housing units.*

Sources:

RCW 36.70A.600. (2020). Washington State Legislature. https://app.leg.wa.gov/RCW/default.aspx?cite=36.70A.600.

Affordable Housing Community Council Report. (2019). Community Council. https://res.cloudinary.com/dpmykpsih/image/upload/ww-community-council-site-354/media/1125/affordable-housing-study-report_2019.pdf.

Walla Walla Comprehensive Plan Update. (2018). City of Walla Walla. https://www.wallawallawa.gov/home/showdocument?id=854.

2019-2020 Housing Laws. Washington State Department of Commerce. https://deptofcommerce.app.box.com/s/uvqd9297a8tisplk0jjulwe97fnr66px

APPENDIX A: PUBLIC OUTREACH PLAN

Walla Walla Regional Housing Action Plan
Public Outreach Plan
August 2020

1. Overview: FCS GROUP and Fregonese Associates will assist local staff in executing a public outreach strategy that is consistent with local and state requirements and best practices. The outreach process will:
    - Assist local communities of College Place, Walla Walla, Dayton and Waitsburg with identifying current and future housing needs.
    - Consider housing policies to improve housing availability and affordability.
2. Objective: To provide opportunities for community participation throughout the planning process.
    - The community participation process is designed to meet the following objectives:
        i. Provide a forum to share, develop and refine ideas and data.
        ii. Develop a shared understanding of current housing conditions, issues, concerns, and opportunities.
        iii. Provide avenues for the public, applicable committees, and supporting agencies to be involved during the planning process.
        iv. Build support for adoption of local housing policies.
3. Activities:
    - Stakeholder Advisory Committee: The Advisory Committee will represent a range of informed housing perspectives. The committee will include representatives of city and county agencies, housing providers, and other public agencies, along with local property owners, residents, and community organizers.
        i. The Committee will assist local planning staff and consultants with reviewing housing issues and helping to shape housing policy options, guiding community engagement strategies, and encouraging community members to participate in the planning process.
        ii. The Committee will meet up to four (4) times during the project at regular intervals consistent with significant milestones in the project.
            1. July 2020: Introductory Goal Setting & Outreach Strategies
            2. September 2020: Housing Gaps and Needs Assessment
            3. November 2020: Draft Housing & Displacement Minimization Strategies
            4. February 2021: Existing Policy Barriers & Final Recommendations for Housing Strategies
        iii. Consultants will conduct survey of committee members and other identified stakeholders prior to the first meeting to frame discussion of existing and suggested housing policies.
    - Stakeholder Interviews (August -September 2020)

        i. Consultants will interview local, regional, and state housing experts regarding housing conditions, barriers, opportunities, and potential policy solutions. Developers of both affordable housing and higher market rate units will provide insight into existing tools they use to make projects 'pencil' and the regulatory barriers that can preempt new housing development.
        ii. A mix of virtual meetings and telephone interviews are planned.
        iii. Specific stakeholder groups are to be identified by City staff and include, but are not limited to:
            1. Walla Walla Housing Authority,
            2. Blue Mountain Action Council,
            3. Identified local community or neighborhood groups
            4. Housing developers and real estate brokers.
    - In addition, any input received from the public during the development and adoption of the regional housing action plan will be summarized by local city representatives as part of the public record.
4. Potential Additional Tools:
    - Email blasts from mailing list
    - Project website(s) with infographics, reports, and presentation summaries
5. Adoption Outreach (April to March 2021)
    - Public Comment via websites

APPENDIX B: WALLA WALLA REGIONAL HOUSING ACTION PLAN SURVEY RESULTS

Question 1: What is Your Home ZIP Code?

Zip Code	Count	Percent
87505	1	0%
97862	1	0%
99323	1	0%
99324	44	11%
99328	15	4%
99348	1	0%
99352	1	0%
99360	1	0%
99361	3	1%
99362	322	81%
99363	2	1%
98188	1	0%
89119	1	0%
90009	1	0%
98204	1	0%
85737	1	0%
99205	1	0%
98146	1	0%
99365	1	0%
Total	400	100%

Question 2: What is Your Age Range?

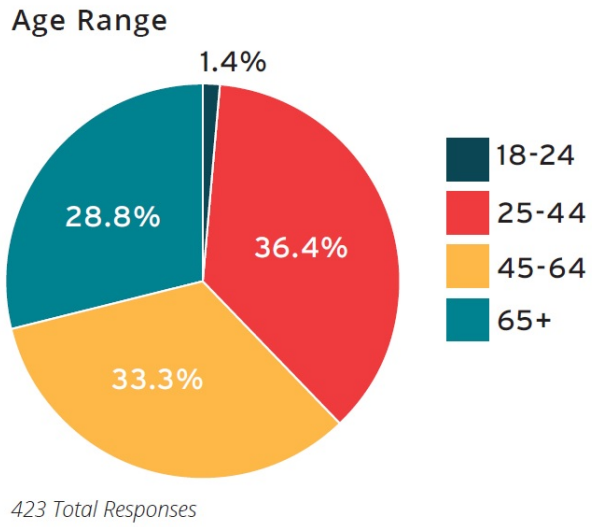

Question 3: How do you identify your race or ethnicity? (check all that apply)?

Race or Ethnicity	Count	Percent
Hispanic Latino/a/x	38	8%
White	362	80%
Native Hawaiian or Other Pacific Islander	1	0%
Multiracial or Multiethnic	10	2%
Middle Eastern or North African	2	0%
American Indian or Alaskan Native	9	2%
Asian	8	2%
Black or African	3	1%
Other	17	4%
Total	450	100%

Question 4: What is the annual income range of your household?

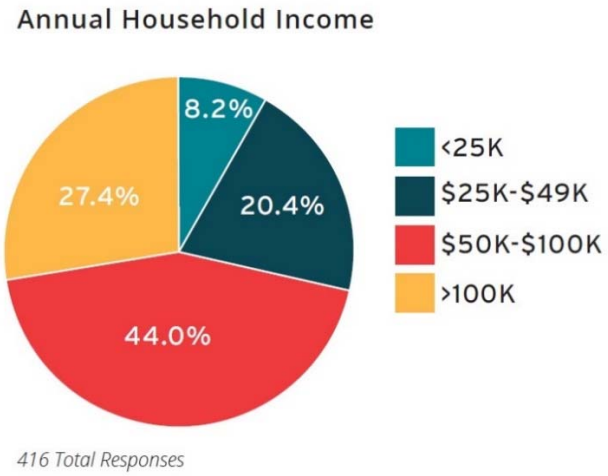

Question 5: Do you currently:

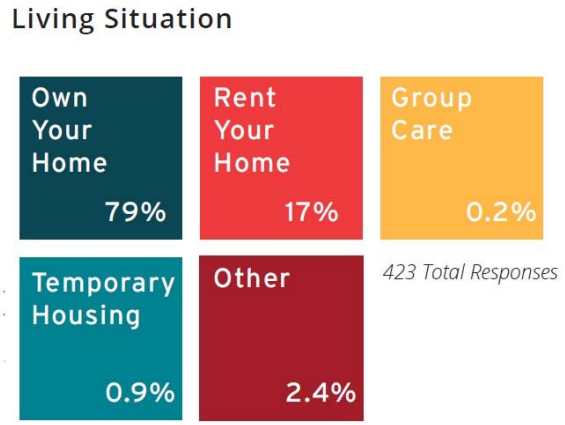

Question 6: What type of building do you currently live in?

Housing Type	Count	Percent
ADU/Tiny Home	2	0.5%
Apartment	22	5.2%
Attached house (duplex, triplex, townhouse)	27	6.4%
Condominium	1	0.2%
Group quarters	1	0.2%
I am currently unhoused	1	0.2%
Manufactured home	9	2.1%
Other	2	0.5%
Single family house detached	358	84.6%
Total	423	100.0%

Question 7: Please Rank the Top Five Housing Issues in the Region

Top 5 Housing Issues

1 Housing Affordability

2 Housing Availability

3 Homelessness

4 Range of Housing Types

5 Housing Quality

Question 8: If you selected "Other in the question above, please describe the housing issue or issues below:

Question 9: How affordable do you thinking housing is for you and your household?

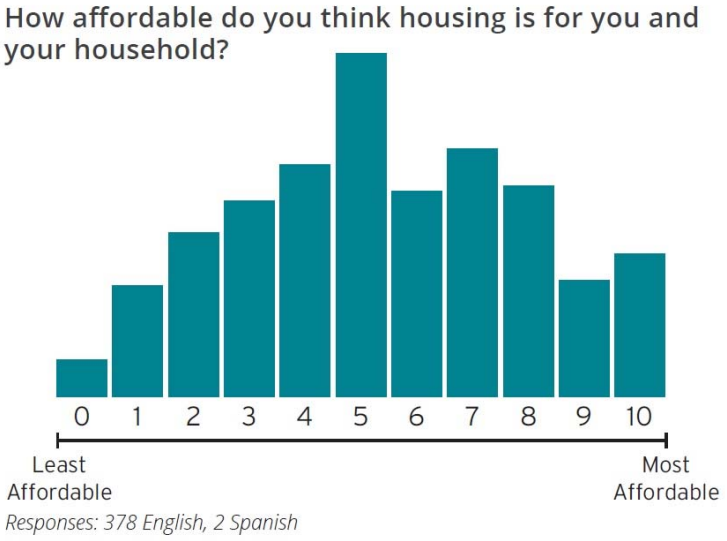

Question 10: How affordable do you think housing is for the larger community?

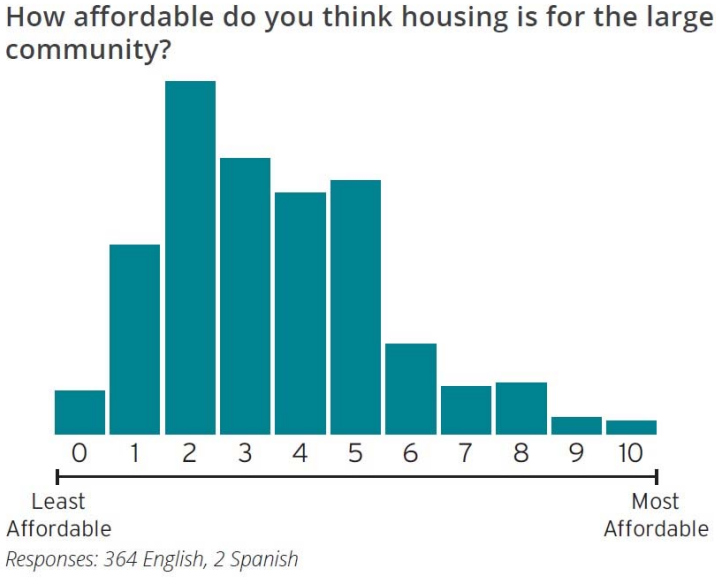

Question 11: What are the top three barriers to affordable housing development in your community?

	Count	Percent
Regulations	112	10.4%
Construction Costs	246	22.7%
Lack of Incentives for Developers	151	14.0%
Cost of Infrastructure	200	18.5%
Cost of Land	257	23.8%
Other	116	10.7%
Total	1,082	100.0%

Other Responses:

lack
income
developers
affordable
availability
affordability
community
higher
people
building
Walla
incentives
low
new
effective
enough
cost
buying
water
large
wine
market
build
land
industry
driving
multifamily
prices
investors
plan
living
wage
retirees
Dayton
jobs
desirability
perceived
certain
existing
follow
developments
limitations
landlord
catering
projects
race
size
focused
initiated
opportunities
occupied
USA
priced
particularly
less
incentives
HUD
desire
renovating
interested
units
high
idea
trailer
important
small
greed
differences
rights
HMOs
tourism
site
levels
services
making
second
drives
real
profit
southside
drugs
estate
realtor
impossible
labor
development
foundation
gentrification
buildings
pursuing
reoccurring
Seattle
tax
moving
certificates
poor
almost
taxes
zoned
end
plans
make
properties
Starter
vision
unit
local
2040
tourist
parks
sustainable
residents
affluent
landlords
resistance
distance
Authority
demand
competition
opportunity
purchases
politics
profitable
avoid
underutilization
justify
top
areas
destination
density
neighborhood
priorities
backyard
skilled
supply
place
rotowner
Council
already
nimbyism
priced
size
focused
occupied
USA

Question 12: What are the top three barriers to home ownership in your community?

Barriers to Home Ownership	Count	Percent
Limited Housing Supply	249	21.9%
Availability of Living Wage Jobs	290	25.5%
Affordability of Available Homes	371	32.6%
Programs for Homeowners	124	10.9%
Lack of Resources/Education on Home Ownership	63	5.5%
Other	40	3.5%
Total	1,137	100.0%

Other Responses:

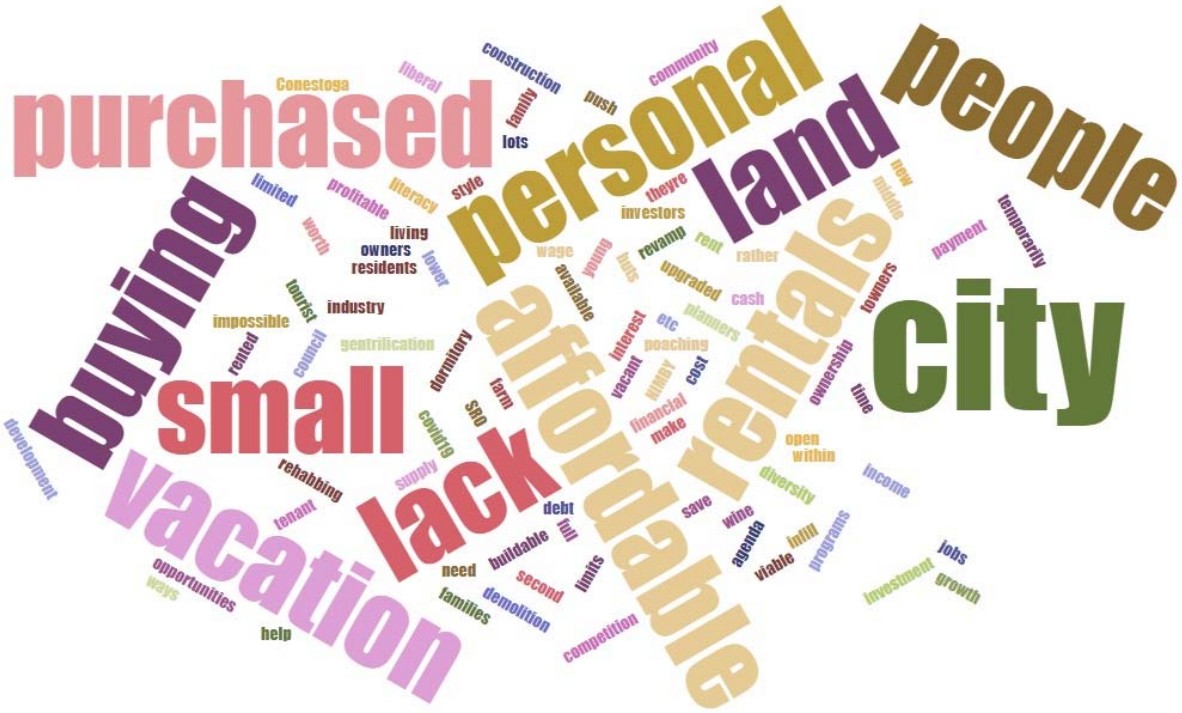

Question 13: What are the top three barriers to renting in your community?

	Count	Percent
Low Vacancy Rates	298	30.0%
Lack of Affordable Rentals	351	35.3%
Strict Rental Requirements	196	19.7%
Confusing Rental Application Process	48	4.8%
Other	101	10.2%
Total	994	100.0%

Other Responses:

Question 14: Please identify up to three actions officials should consider in addressing the housing issues you noted above.

Housing Actions	Count	Percent
Increase the supply of land for housing within the urban growth area	94	8.3%
Encourage construction of accessory dwellings by offering "how to" programs for local property owners	62	5.5%
Encourage local home ownership by providing a $5,000 matching down payment for first time homebuyers	150	13.3%
Create low interest loan or grant matching programs for homeowners that invest over $5,000 in qualifying improvements to their homes	124	11.0%
Provide tax incentives for developers that build apartments, townhomes, and plexes (eg. duplex)	52	4.6%
Provide new tax incentives for developers that build affordable housing specifically for low-income households (at/below 80% area median income)	155	13.7%
Change development standards (e.g. building height, minimum parking, setbacks)	27	2.4%
Create public-private partnerships to attract affordable housing development through a Community Housing Trust	190	16.8%
Change zoning requirements to make it easier to construct townhomes, plexes (eg. duplex), and cottage clusters in areas with low housing density	136	12.0%
Change zoning to create new opportunities for multifamily apartments	85	7.5%
Other	56	5.0%
Total	1,131	100.0%

Other Responses

APPENDIX C: HOUSING NEEDS ASSESSMENT MEMORANDUM

To: Project Advisory Team: Elizabeth Chamberlain, City of Walla Walla; Jon Rickard, City of College Place; Meagan Bailey, City of Dayton; Randy Hinchliffe, City of Waitsburg; Nikki Sharp, Walla Walla County

Date: October 23, 2020 (Revised)

From: Todd Chase & Tim Wood, FCS GROUP

CC: Violet Brown & Scott Fregonese, Fregonese & Associates

RE: **Walla Walla Regional Housing Action Plan, Task 2: Housing Needs Assessment**

This memorandum describes the existing housing inventory, evaluates market trends and establishes a baseline housing needs forecast for the Walla Walla Region.

Demographic Trends

The Region is growing! Population within the Walla Walla Region (includes the cities of Walla Walla, College Place, Dayton and Waitsburg) reached a record high of 47,695 year-round residents in 2019 (*according to the WA Office of Financial Management*). Population within the Walla Walla Region has been increasing at an annual average rate of 0.68% since 2010, which is three times faster than unincorporated Walla Walla County, but almost half the statewide average (**Figure 1**).

Annual Average Population Growth Rate, 2010-2018
Source: U.S. Census Bureau, American Community Survey 5-Year Estimates (Table B01003)

0.68%	0.22%	1.33%
Walla Walla Region	Unincorp. Walla Walla County	Washington

Figure 1. Population Trends

Population Trends	2010	2018	AGR
Washington	6,561,297	7,294,336	1.33%
Columbia County	3,957	4,001	0.14%
Dayton	2,463	2,682	1.07%
Walla Walla County	57,585	60,236	0.56%
College Place	8,502	9,136	0.90%
Waitsburg	1,194	1,188	-0.06%
Walla Walla	31,177	32,731	0.61%
Walla Walla Region	43,336	45,737	0.68%
Unincorp. Walla Walla County	14,249	14,499	0.22%

Source: U.S. Census Bureau, 2014-2018 American Community Survey 5-Year Estimates (Table B01003)

AGR: average annual growth rate.

The relationship between demographic changes, income levels and housing preferences can shed light on future housing needs for the Walla Walla Region. The primary demographic age cohorts are shown in **Figure 2** and described below.

Figure 2. Population by Age Cohort Generation

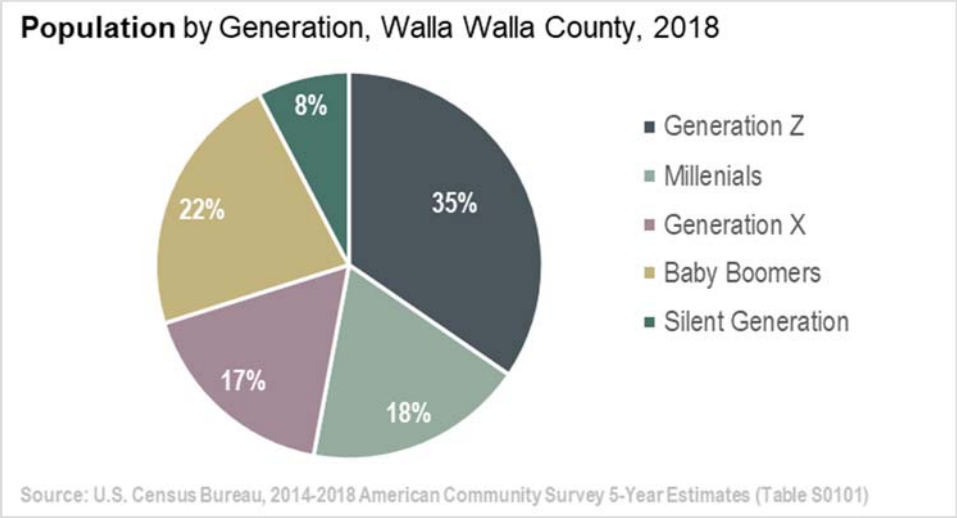

Overall, the Region has a relatively younger (Generation Z) and older (Silent Generation) share of population than the statewide average, and a lower share of Millennials, Generation X and Baby Boomers.

Silent Generation (those born before 1925 to 1945)

This includes retirees over age 75, who were raised during the Great Depression or World War II. This cohort currently accounted for 8% of the Region's population in 2018 and is projected to be one of the fastest growing segment over the next 20 years. As people reach their 80s, a large share desire to move into assisted living or senior housing facilities with nearby health care and transit access.

Baby Boom Generation (born 1946 to 1964)

Baby boomers (currently age 56 to 75) accounted for 22% of the Region's residents. The boomer segment has been growing more rapidly than the other cohorts over the past 10 years and many are now entering their retirement years. Boomers prefer to "age in place" until after age 80, then may downsize or move in with family members (sometimes opting to reside in accessory dwellings).

Generation X (born 1965 to 1980)

Gen X is the demographic cohort following the baby boomers and preceding the Millennials. This cohort (currently includes people between age 40 to 55) accounts for 17% of the Region's residents and is expected to overtake the baby boom cohort in numbers within the next decade. GenX households often include families with children, and many prefer to live in single family detached dwellings.

Millennials (born 1980 to early 2000s)

Millennials (currently in their twenties or thirties) account for 18% of the Region's residents and is expected to increase moderately in the near future. Younger millennials tend to rent as they establish their careers and/or payback student loans. However, working millennials in their thirties often become first-time homebuyers, opting to purchase smaller single family detached homes or townhomes.

Generation Z (born mid-2000s or later)

GenZ includes residents under age 20. This is the Region's largest demographic segment with 35% of the overall population. It includes people studying at Whitman and other higher education institutions and those living with GenXers and Baby Boomers. This segment has been increasing in over the past several years, but growth will likely slow down as people delay starting families and now tend to have fewer children than past generations.

Hispanic and other ethnic groups

The largest ethnic group in the Region includes the Hispanic/Latino segment, which is spread among all demographic cohorts. Hispanic/Latino population accounts for 21% of all residents within the Region compared with 12% statewide. While overall growth in this group may slow in comparison to the past, it is still projected to be the fastest growing racial/ethnic group over the next few decades.

These trends reflect a need for a mix of housing types to support demand from young families as well as aging seniors. Consistent with national trends, the average household size is also falling, as people delay starting families, families have fewer children, and seniors reach their lifespans **(Figure 3**).

Figure 3. Trends in Declining Average Household Size

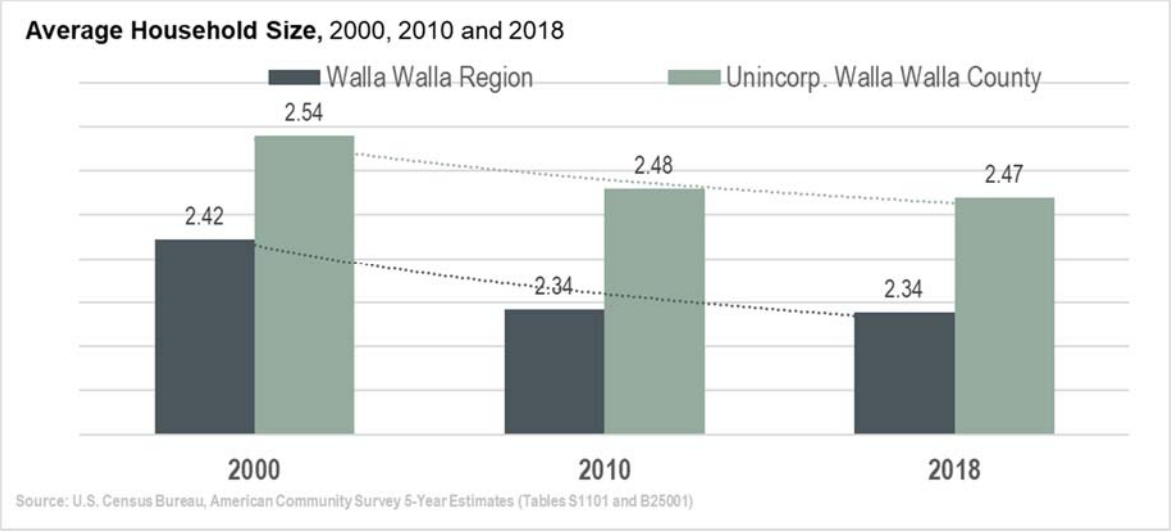

Employment Trends

Long-term employment growth is also positive within the Walla Walla Region. As indicated in **Figure 4**, the region added 725 net new jobs between 2002 and 2017. Most new Regional job growth has occurred within the health care and social assistance sector (929 jobs added) followed by the service and education sectors (595 jobs added). The largest declines in employment occurred within the industrial and construction sectors (384 jobs lost) and the transportation, communications and utilities sectors (373 jobs lost).

Figure 4. Employment Trends

Walla Walla Region Employment Trends (at place of work employment)

Segment	2002 - 2017 Job Growth	2002	2010	2017	Change
Agriculture, Forestry, Fishing and Hunting		230	184	150	(80)
Transportation, Communications & Utilities		700	509	427	(273)
Industrial Trades & Construction		1,978	1,642	1,594	(384)
Retail Trade		2,392	2,911	2,337	(55)
Other Services, Restaurants & Lodging		3,673	4,129	4,022	349
Educational Services		1,042	1,033	1,288	246
Health Care and Social Assistance		3,083	3,396	4,012	929
Public Administration		183	173	176	(7)
Total		**13,281**	**13,977**	**14,006**	**725**

Source: US Census Bureau, On the Map.com. Region includes four cities: Walla Walla, College Place, Waitsburg and Dayton.

If the Region continues to shift away from higher paying industrial jobs to lower paying service jobs, income levels will remain well below statewide averages. Currently, the median income for Walla Walla County was $56,533 in 2018, which compares to $70,116 for Washington state. As shown in **Figure 5**, during 2018, half of all workers within the Region received under $50,000 per year.

Figure 5. Household Income

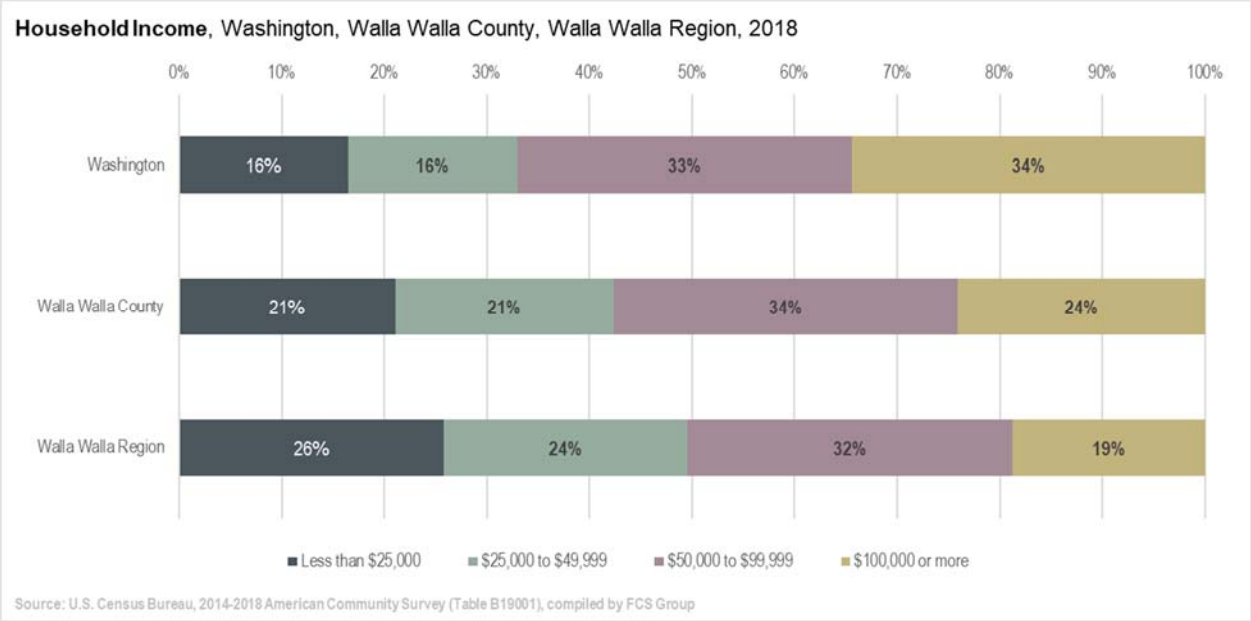

Housing Inventory

As of 2020 Q1, the four-city Region had a total housing inventory of 19,640 dwelling units. In comparison, there were 25,205 dwelling units in Walla Walla County and 2,219 units in Columbia County (**Figure 6**).

The Region's housing inventory is primarily comprised of single family detached homes (65%). Townhomes, duplexes and multifamily structures make up 29% of the inventory, followed by mobile homes with 6% of the inventory.

Figure 6.

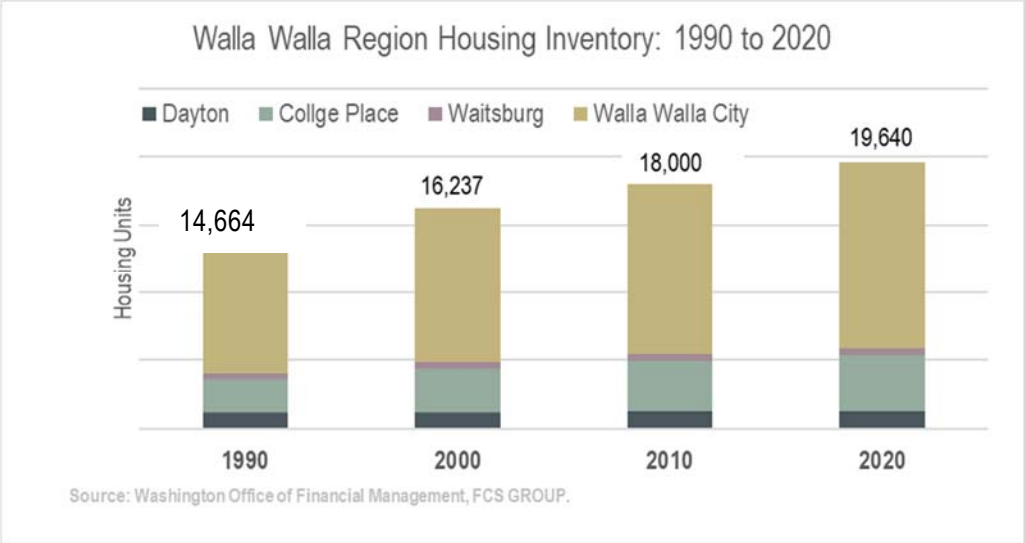

In order to address gaps in the current housing inventory, and meet future demand for attainable housing prices, the Walla Walla Region's housing inventory will need to accommodate a wide variety of housing types. The current mix of housing types is depicted in **Figure 7**.

Figure 7. Current Housing Mix by Location, 2018

Housing Types	Walla Walla County	College Place	Dayton	Waitsburg	Walla Walla City	Walla Walla Region
Single Family Detached	70%	59%	81%	66%	65%	65%
Townhouses / Plexes	11%	26%	11%	4%	11%	14%
Multi-family (5+)	12%	7%	5%	0%	19%	15%
Mobile homes/other	7%	9%	2%	30%	5%	6%
Total	100%	100%	100%	100%	100%	100%

Source: U.S. Census Bureau, 2014-2018 American Community Survey 5-Year Estimates (Table B25024)

Housing growth in the Walla Walla Region has been driven by a combination of in-migration, natural increases in population, university student housing, second home investors and seasonal rentals. Between 2000 and 2018, the Region added 2,246 households and the average household size fell from 2.42 to 2.34 people per household (**Figure 8**).

Figure 8. Trends in Household Formations and Occupied Housing Units, Walla Walla Region

	2000	2010	2018	Change: 2000-18	Annual Change
Households	15,076	16,528	17,322	2,246	125
Average household size	2.42	2.34	2.34		
Occupied Dwelling Units	16,237	18,032	19,092	2,855	159

Source: U.S. Census Bureau, 2000 Census (Tables P015, P017, H001), American Community Survey 5-Year Estimates (Tables S1101 and B25001)

In recent years, housing production has not kept pace with housing demand. As shown in **Figure 9**, new residential construction within the Region declined from 191 permits issued in 2015 to 135 permits in 2019.

Figure 9. New Residential Construction Permits, Walla Walla Region, 2015 to 2019

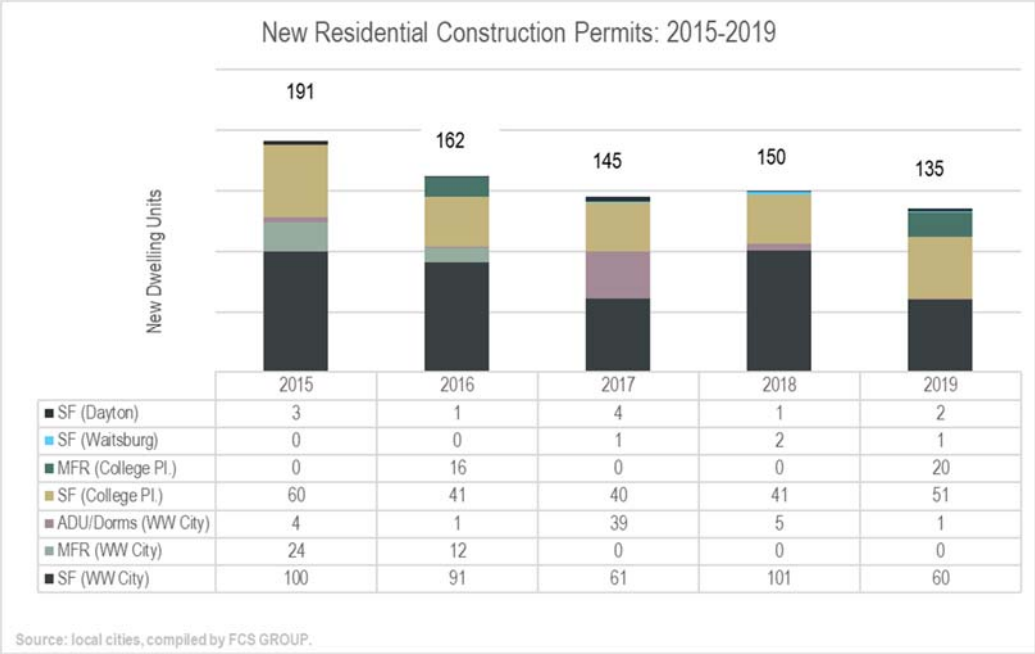

Housing inventory data provided by the Washington Office of Financial Management indicates that there have been net increases in all housing types within the Region over the past two decades (**Figure 10**).

Figure 10. Housing Inventory Trends, Walla Walla Region, 1990 to 2020

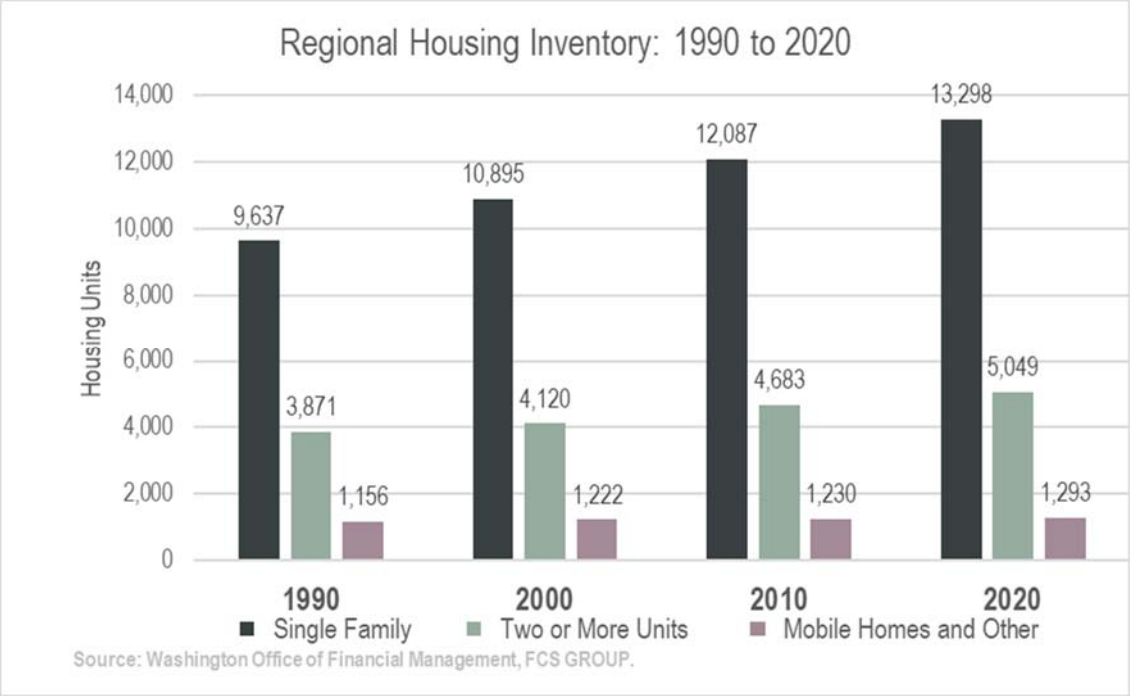

Unfortunately, not all new construction has occurred without displacement of some existing housing. As indicated in **Figure 11**, the Region recorded a net increase of 1,159 single family detached homes and 62 townhomes/plexes, between 2010 and 2018, but displaced at least 80 multifamily units and 81 mobile homes during that time.

Figure 11. Net Change in Housing, Walla Walla Region, 2010 to 2018

Housing Type	2010 Est. (2006-2010 ACS)	2018 Est. (2014-2018 ACS)	Change
Single Family Detached	11,235	12,394	1,159
Townhouses / Plexes	2,631	2,693	62
Multi-family (5+)	2,936	2,856	(80)
Mobile homes/other	1,230	1,149	(81)
Total	18,032	19,092	1,060

Source: U.S. Census Bureau, American Community Survey 5-Year Estimates (Table B25024).

Tenancy and Vacancy Levels

The Region's tightening housing supply is impacting homeowners and renters. Overall tenancy within the Region is comprised of 60% owners and 40% renters. As shown in **Figure 12**, the rate of homeownership varies significantly among the region's four cities.

Figure 12. Tenancy Characteristics, ACS 2014-2018

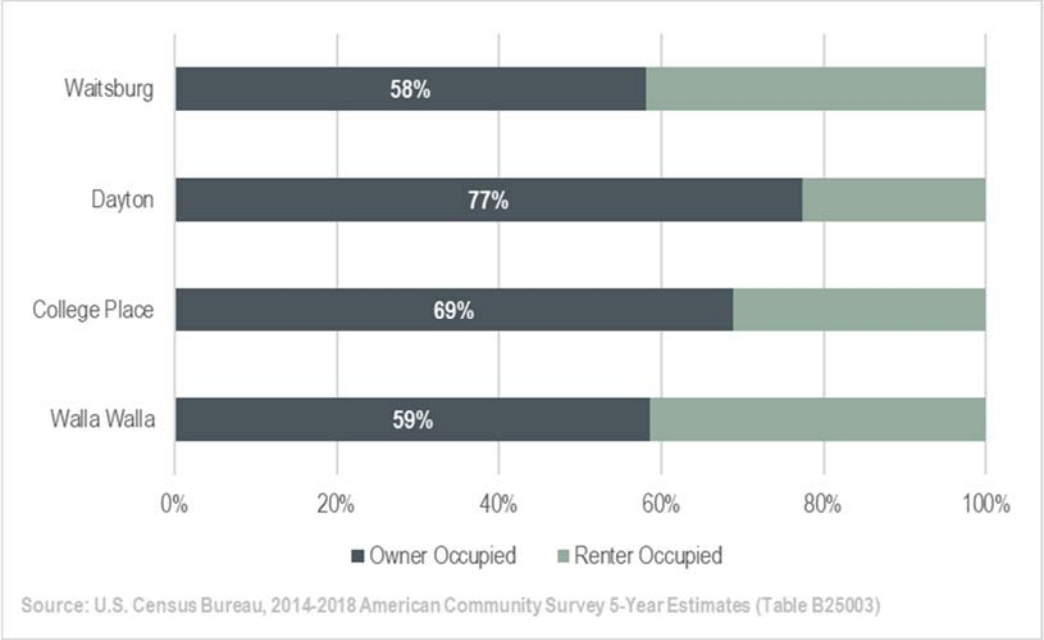

Housing vacancy rates were mostly around 10% in 2018 within the cities of College Place, Dayton, Waitsburg and Walla Walla, and are reported to be lower today (**Figure 13**). Within the Region, the highest vacant rates are in Dayton, which has a vacancy rate of 10.7%.

Figure 13. Housing Vacancy Rates, 2018

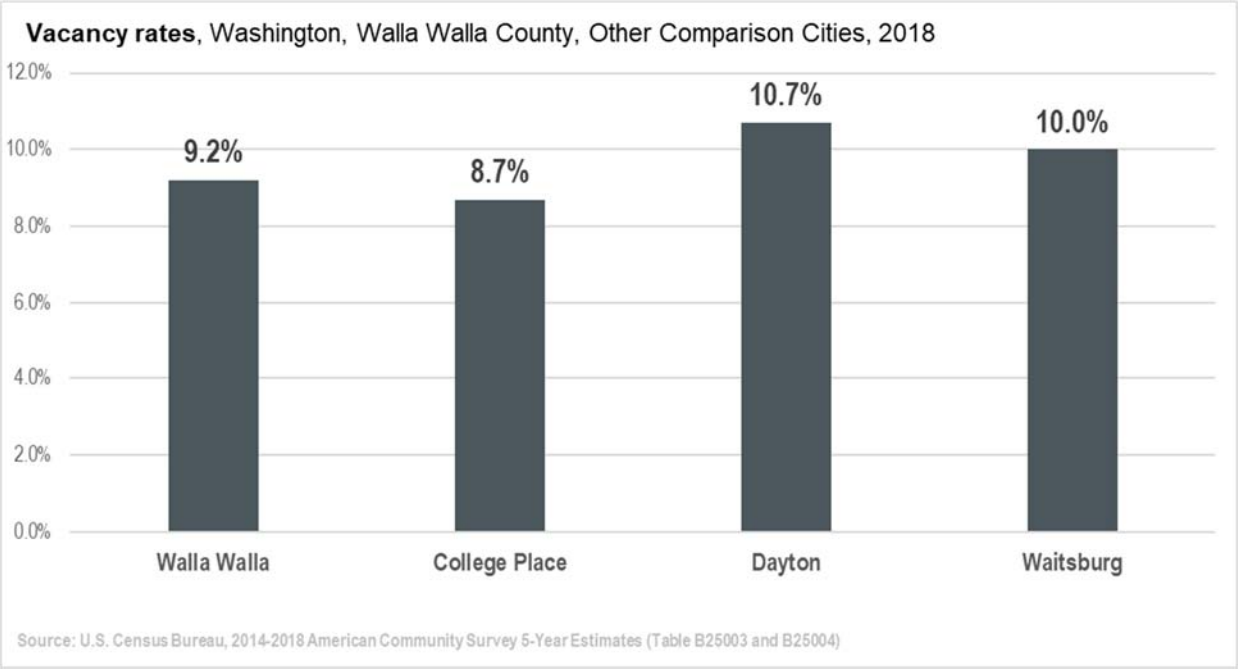

Home Prices and Rents

As vacancy rates decline, home prices and rent levels are increasing. Median home prices have increased steadily over the past several years within the Region to record levels (**Figures 14 and 15**).

Figure 14. Median Home Prices

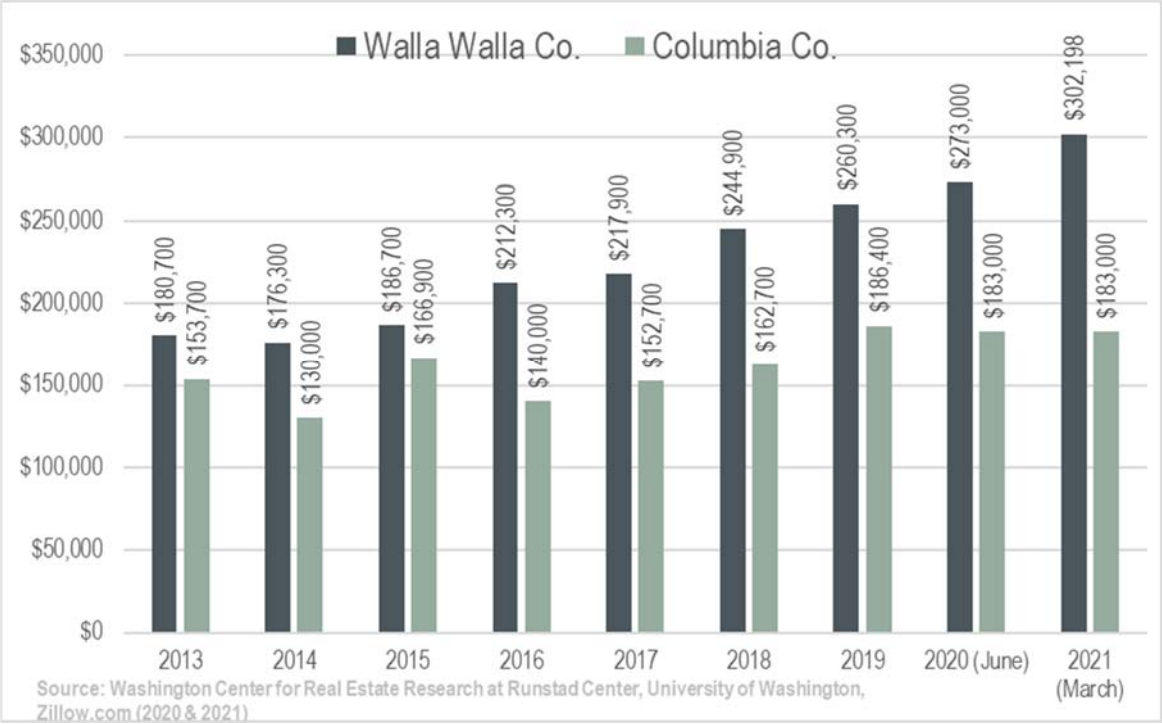

Figure 15. Median Home Prices

	3/1/2020	3/1/2021	Change from prior year %
Washington	$429,000	$488,000	13.8%
Columbia County	$182,000	$183,000	0.5%
Dayton	$172,000	$171,000	-0.6%
Walla Walla County	$283,000	$302,000	6.7%
College Place	$289,000	$309,000	6.9%
Waitsburg	$235,000	$250,000	6.4%
Walla Walla City	$283,000	$301,000	6.4%

Source: Zillow, (6/1/2020), Compiled by FCS GROUP.

* Assumes 30-year mortgage, 3.6% interest, 1.89% property tax & insurance; 5% downpayment.

** Assumes 30% of household income dedicated to payments.

Monthly rents have also increased to record levels. As shown in **Figure 16**, the median rent within the Region is currently $1,486, and the price difference between the top quality and lowest quality rental housing units has narrowed considerably.

Figure 16. Median Housing Rent, Walla Walla Region, 2011 to 2020

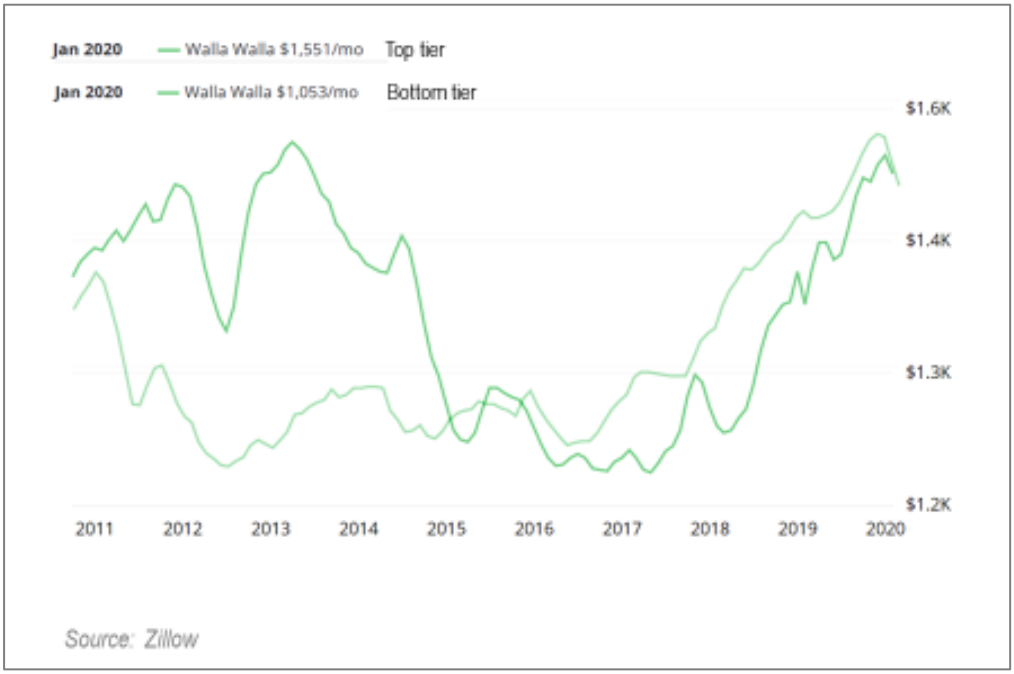

By comparison, the current U.S. Housing and Urban Development (HUD) Fair Market Rents in Walla Walla County range from $680 for an efficiency to $1,509 for a four-bedroom unit, as shown below. According to input received from stakeholders, there are very few (if any) non-government subsidized properties that would meet HUD fair market rents in the Walla Walla Region.

HUD Fair Market Rent (FMR) by Unit Type, Walla Walla County, 2020
Source: U.S. Department of Housing and Urban Development

$680	$792	$1,043	$1,505	$1,509
Efficiency	1-Bedroom	2-Bedroom	3-Bedroom	4-Bedroom

Housing Attainability

According to the U.S. Housing and Urban Development (HUD), households are considered "cost burdened" if they pay over 30% of their gross income on housing and utilities. Households are "severely cost burdened" if they pay over 50% of their gross income on housing and utilities.

As of 2018, approximately 9% of homeowners and 28% of the renters in Walla Walla County were severely cost burdened by housing expenses alone **(Figure 17)**. If housing costs continue to rise faster than incomes, the share of severely cost burdened households will continue to increase.

Figure 17. Severe Housing Cost Burden by Locality

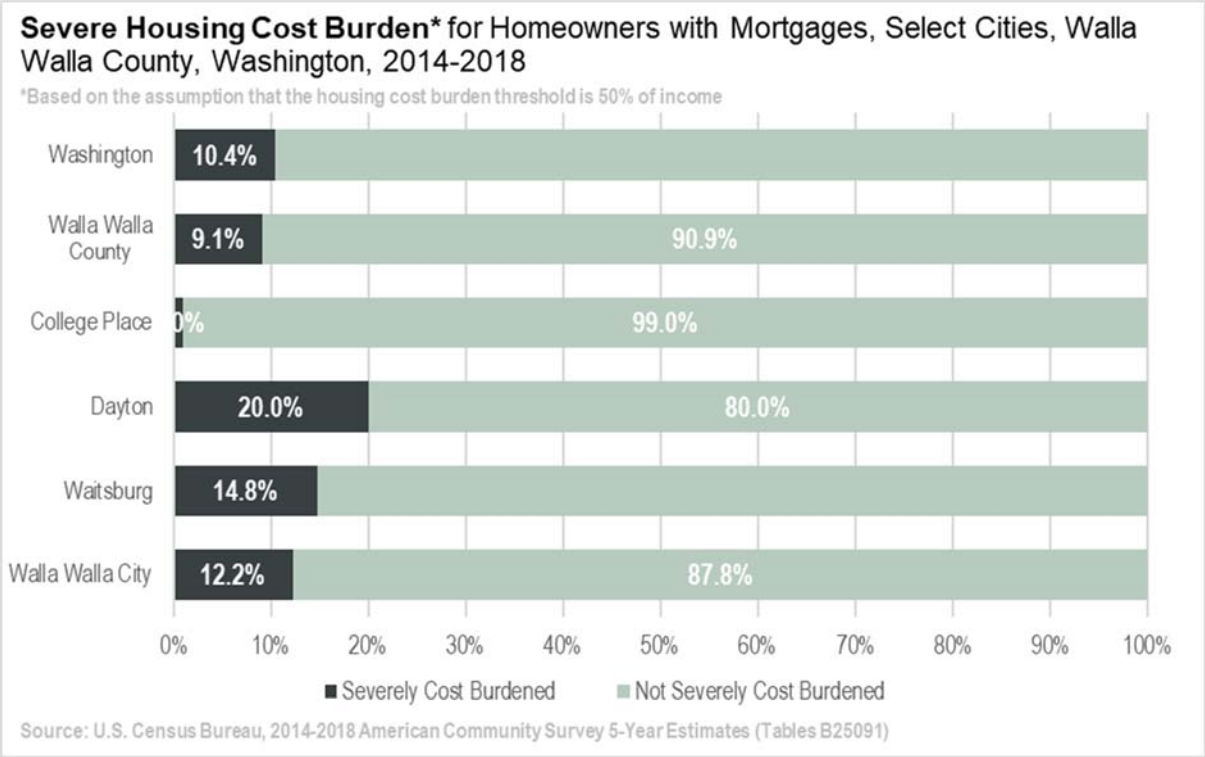

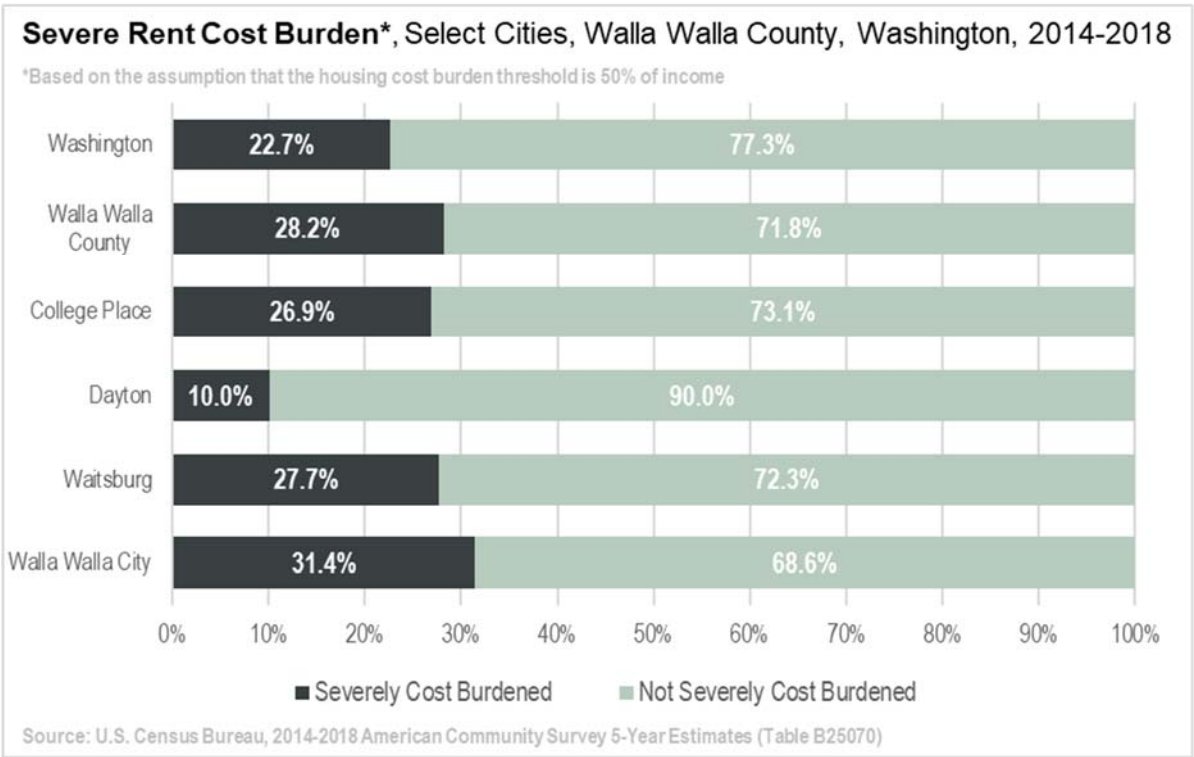

To help gauge housing attainability, FCS GROUP examined median household income (MHI) data for selected cities within Walla Walla and Columbia counites. Median household income in Walla Walla County ($56,533) is currently well below the Washington average ($70,116). However,

income levels for households in Walla Walla County have been increasing slightly faster than the state average (**Figure 18**).

Figure 18. Median Income Trends, 2010-2018

	2010	2018	AGR
Washington	$57,244	$70,116	2.6%
Walla Walla County	$45,575	$56,533	2.7%
College Place	$40,137	$47,525	2.1%
Dayton	$39,861	$44,524	1.4%
Waitsburg	$45,568	$48,403	0.8%
Walla Walla	$39,397	$48,678	2.7%

Source: U.S. Census Bureau, 2014-2018 American Community Survey 5-Year Estimates (Table B25119)

AGR: average annual growth rate.

To meet HUD guidelines for housing affordability, no more than 30% of income should be allocated to housing. Hence, middle-income families earning 80% to 120% of the median household income (MHI) should be able to afford monthly rents at $1,131 to $1,696; or homes priced between $194,000 and $291,000. If middle-income households pay more than this, they would be "cost burdened" to some degree. As indicated in **Exhibit 19**, using current statistics, affordable monthly housing cost for low-income families is as follows:

- Low Income, $707 to $1,131
- Very Low Income, $424 to $707
- Extremely Low Income, $424 or less

Point in Time Homeless Residents

The homeless population in Walla Walla County has fluctuated between 126 and 358 over the past decade. In 2019, Walla Walla County's homeless population included an estimated 163 people or about 0.75% of the statewide homeless count, which is less than the county's 0.82% overall share of statewide population. Stakeholder input indicates that the number of homeless residents appears to have increased since the global Covid-19 pandemic began in 2020.

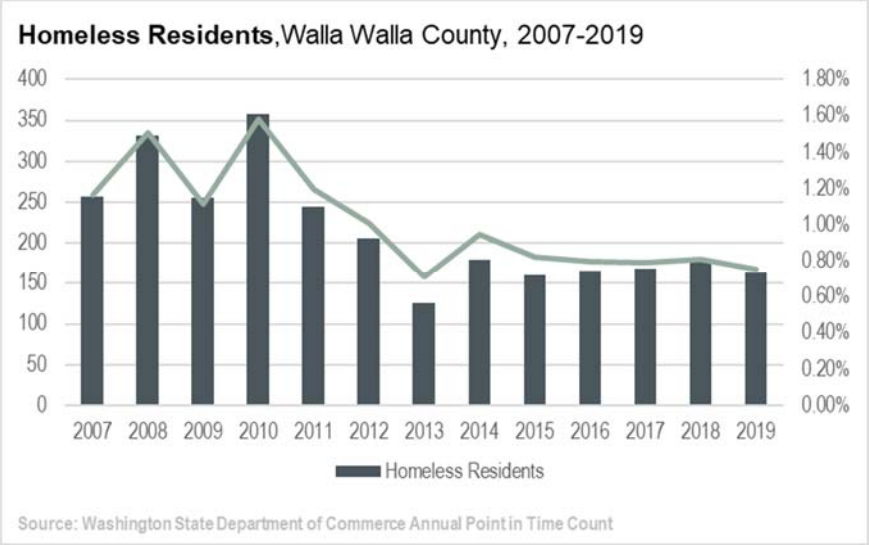

Figure 19. Analysis of Attainable Housing Prices/Rents

Housing Attainability Analysis

Walla Walla County Median Household Income (2018)*	$56,533	
Market Segment by Income Level	**Lower-end**	**Upper-End**
Upper (120% or more of MHI)		120%
Middle (80% to 120% of MHI)	80%	120%
Low (50% to 80% of MHI)	50%	80%
Very Low (30% to 50% of MHI)	30%	50%
Extremely Low (less than 30% of MHI)	30%	
Qualifying Income Level	**Lower-range**	**Upper-range**
Upper (120% or more of MHI)	$67,840	or more
Middle (80% to 120% of MHI)	$45,226	$67,840
Low (50% to 80% of MHI)	$28,267	$45,226
Very Low (30% to 50% of MHI)	$16,960	$28,267
Extremely Low (less than 30% of MHI)		$16,960
Attainable Monthly Rent or Payment (@30% of income level)	**Lower-range**	**Upper-range**
Upper (120% or more of MHI)	$1,696	or more
Middle (80% to 120% of MHI)	$1,131	$1,696
Low (50% to 80% of MHI)	$707	$1,131
Very Low (30% to 50% of MHI)	$424	$707
Extremely Low (less than 30% of MHI)		$397
Approximate Attainable Home Price**	**Lower-range**	**Upper-range**
Upper (120% or more of MHI)	$291,000	or more
Middle (80% to 120% of MHI)	$194,000	$291,000
Low (50% to 80% of MHI)	$116,000	$185,000
Very Low (30% to 50% of MHI)	$69,000	$116,000
Extremely Low (less than 30% of MHI)	n/a	n/a

Notes:

** based on current U.S. Census estimates of household income for Walla Walla County.*

*** assumes 5% down (zero down payment for low income purchasers) on 30-yr mortgage @ 3.6% interest; and 1.89% for taxes and insurance.*

Source: analysis by FCS GROUP using U.S. Census, Amercian Community Survey data.

Measures of Economic Hardship

Like many rural communities across the U.S., an increasing share of Walla Walla Region's households are experiencing economic hardship as the cost of living rises faster than income levels.

Since the War on Poverty began in 1965, the Federal Poverty Level (FPL) has provided a standard for determining the proportion of people living in poverty in the U.S. Despite the FPL's benefit of providing a nationally recognized income threshold for determining who is poor, its shortcomings include the fact that the FPL is not based on the current cost of basic household necessities, and except for Alaska and Hawaii, it is not adjusted to reflect cost of living differences across the U.S. In fact, federal poverty statistics indicate that the number of Walla Walla County households living in poverty decreased by 54 between 2010 and 2018.

In recognition of the short comings associated with federal poverty statistics, the United Way now provides a new measure of economically distressed households struggling in each county in a state. This

effort provides a framework, to measure households that do not earn enough to afford basic necessities, with a population segment called ALICE (Asset Limited, Income Constrained, Employed). The ALICE methodology takes into account the total cost of household essentials – housing, child care, food, transportation, technology, and health care, plus taxes and a 10 percent contingency. ALICE data are calculated separately for each county, and for six different household types. For more information please check out: https://www.unitedforalice.org/methodology

In 2018, 42% of the households in Walla Walla County were either in poverty or in the ALICE category, which is well above the Washington statwide average of 33%. Within the Walla Walla Region, the share of households in poverty and ALICE categories ranged from 44% in Dayton to 50% in College Place (**Figure 20**).

Figure 20. ALICE Household as Share of Total Households

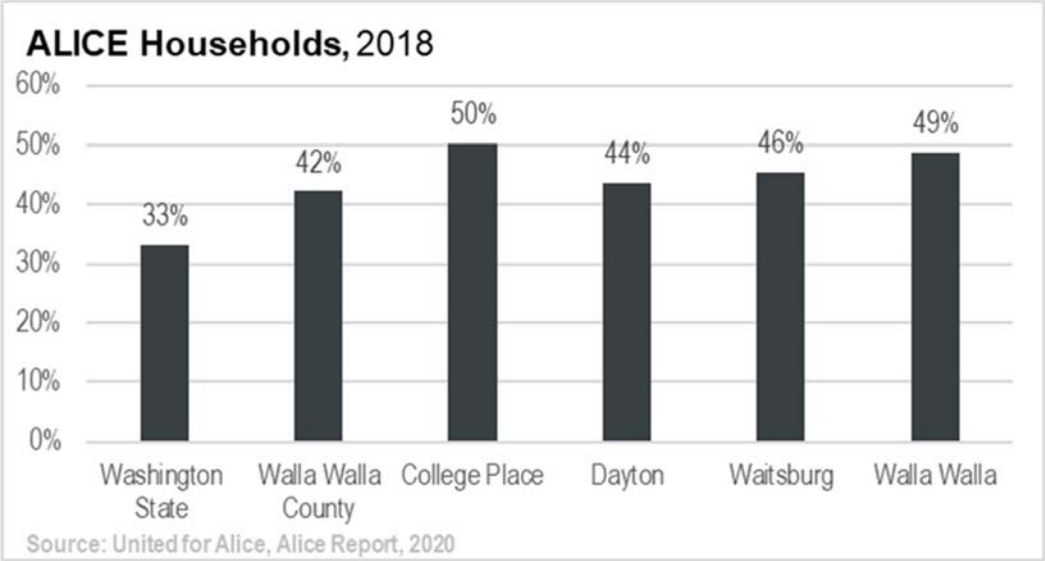

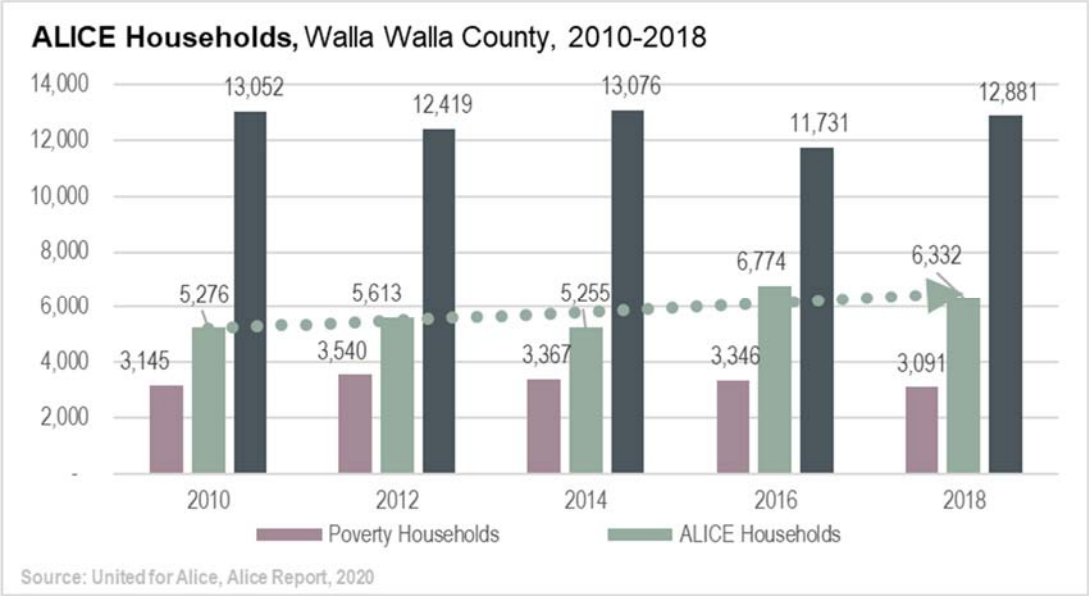

Housing Supply Gaps

Representatives from public agencies have expressed concern over the lack of attainable and good quality housing for middle income families and local workers. To find attainable housing, some workers must travel long distances between their homes and their jobs to find attainaible housing.

Given the need for workforce housing, the Region would benefit from development of "middle income" housing types, such as apartments, duplexes, townhomes, cottages, manufactured homes and accessory dwelling units (ADUs). These housing types can be delivered at a lower cost and rent level per square foot than standard single family detached and mid-rise housing types (**Figure 21**).

Figure 21. Middle Housing Types

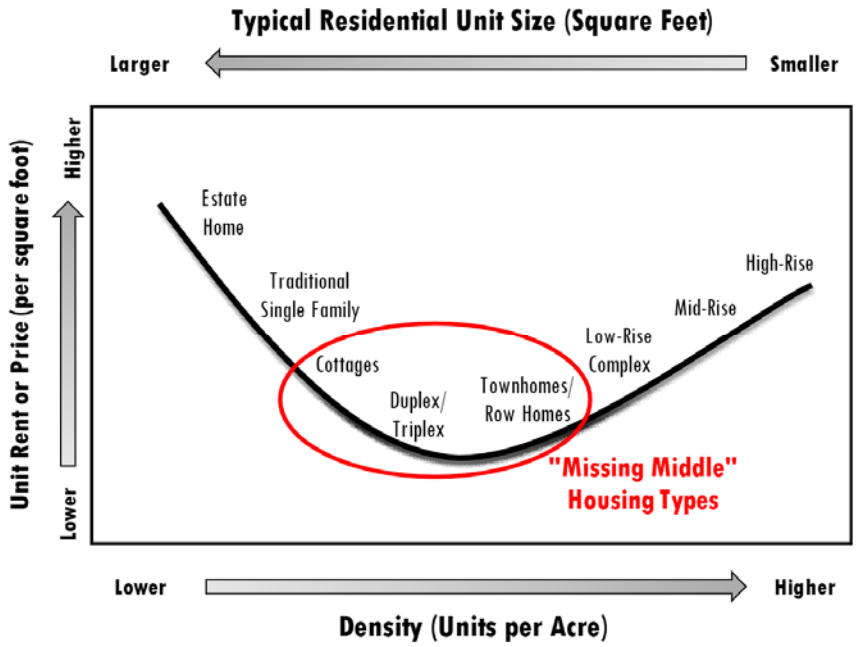

Source: Washington Department of Commerce Housing Memorandum (PNW Economics and LDC)



Transportation Considerations

Long commutes into the Walla Walla Region may represent potential pent-up demand for new housing. According to U.S. Cenus On-the-Map data, in 2017 there were 9,275 workers who commuted to work in Walla Walla County and 5,978 county residents who commuted to work outside the County (**Figure 22**). **One in five workers in the County commute over 100 miles per day**; **which is 55% higher than the statewide average**.

Figure 22. Commute Patterns, Walla Walla County, 2017

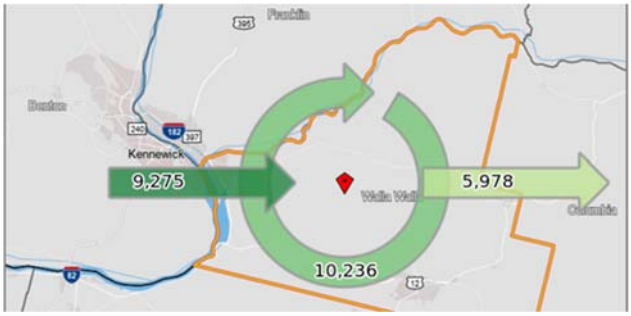

Affordability and Current Market Gaps

Low vacancy rates and rising home prices have resulted in market gaps that could be filled only by new housing construction. The regional *Affordability Housing Community Council Report*, Summer 2019, found that median income levels in the City of Walla Walla and College Place would need to increase by at least $5,400 to enable families to purchase a home at 2018 prices. This affordability gap has increased since.

The Region's rental housing gap is most prevalent at the highest and lowest income levels. In other words, there is currently an inadequate supply of quality market rate apartments (at $1,131/month or higher) or for-sale housing (at $279,000+). This is partially the reason why 400 middle and upper income households currently live in lower-quality *middle-income* rental housing. And the lack of affordable housing (at $707/month or lower) has resulted in 791 households living in higher-cost housing which leads to severe rent burdens. This analysis assumes that 33% of the current housing gap can be addressed by new policies that help stimulate near-term housing construction with 239 market rate units and 261 affordable units (**Figure 23**).

Figure 23. Rental Housing Market Gaps, Walla Walla Region, 2017

Median Household Income Range	Lower-end	Upper-End	Renter Households Counted	Affordable Monthly Rent Costs *	Level of subsidy required	Estimated Rental Units Counted	Year 2017 Housing (Gap) or Surplus
Upper (120% or more of MFI)	$67,840 or more		1,304	$1,696 & Above	Zero	580	(400)
Middle (80% to 120% of MFI)	$45,226	$67,840	1,173	$1,131-$1,686	Zero	1,497	
Low (50% to 80% of MFI)	$28,267	$45,226	1,518	$707-$1,131	Low	2,709	1,191
Very Low (30% to 50% of MFI)	$16,960	$28,267	1,177	$424-$707	Medium	1,541	(791)
Extremely Low (less than 30% of MFI)	$16,960 or less		1,830	Less than $424	High	674	
Total			7,001			7,001	

Source: US Census Bureau 2013-2017 ACS, analysis by FCS GROUP.

* Calculated at 30% of Walla Walla County median family income based on HUD guidelines

Analysis of Pent-Up Rental Housing Demand, Walla Walla Region

Median Household Income Range	Renter Households in 2017	Rental Units in 2017	Housing (Gap)	Potential Capture Rate	Pent-up Housing Demand Capture
Upper (120% or more of MFI)	1,304	580	(724)	33%	**239**
Middle (80% to 120% of MFI)	1,173	1,497	324		
Low (50% to 80% of MFI)	1,518	2,709	1,191		
Very Low (Less than 50% of MFI)	3,006	2,215	(791)	33%	**261**

Source: US Census Bureau 2013-2017 ACS, analysis by FCS GROUP.

Regional Housing Needs Forecast

The Regional housing needs forecast takes into account the potential to capture a share of the current market gap for rental housing along with the projected population growth based on the adopted comprehensive plans for Walla Walla County and the cities of College Place, Walla Walla, Dayton and Waitsburg.

These plans anticipate a population increase of approximately 9,668 year-round residents by 2040 within Walla Walla County. According to the Walla Walla County Comprehensive Plan, the unincorporated areas of the county are projected to add 2,802 people. Since that forecast also reflects unincorporated portions of UGAs for the cities, we expect the majority of new population growth to occur within future annexation areas of local cities.

This analysis assumes that 70% of the housing growth and 90% of the group quarters population growth within unincorporated Walla Walla County will occur within the UGAs of Walla Walla, College Place, Waitsburg and Dayton. As indicated in **Figure 24**, this allocation of county growth equates to approximately 107 group quarters residents and 657 dwelling units.

Figure 24. Projected Regional Housing Capture of Unincorp. Walla Walla County, 2020 to 2040

	Walla Walla County	Unicorp. Walla Walla County**	Regional Housing Capture of Unincorp. County %	Regional Housing Capture of Unincorp. County
Net New Population	9,668	2,802		
New Pop in Group Quarters*	773	119	90%	107
Population in Households	8,894	2,683		
Housing Need for Permanent Residents (dwellings)	3,601	865		
Seasonal & Vacancy Allowance (@9.4 %)	358	74		
Growth-related Housing Demand (dwelling units)	3,959	939	70%	657

Source: FCS GROUP based on local pop. growth forecasts and current ACS data for local areas. *Group quarters reflects people in dormatories, group homes, institutions, etc. ** Includes unicorporated areas within urban growth areas of local cities.

To address changing demographic and householder preferences, the baseline housing demand forecast also takes into account the following assumptions:

- Future population growth forecasts for each city within the Walla Walla Region will be consistent with adopted local comprehensive land use plan forecasts (extrapolated).
- The tenancy mix and rate of homeownership will increase slightly overtime to the Washington statewide average (63% owners and 37% renters). Note, this results in a modest increase in homeownership rates within the Region from 60% currently to 63% by year 2040.
- Housing needs reflect more attainably priced housing types consistent with attainability levels with 30% of income allocated to rent or mortgage (principal and interest).
- The housing needs forecast assumes a moderate demand shift to middle income housing types, including townhomes, plexes, apartments, ADUs and manufactured housing.

To address future housing growth, the Walla Walla Region should plan to add approximately 4,685 net new housing units over the next 20 years. Future housing demand is likely to include 1,523 standard lot single family detached homes; 1,104 small lot detached homes; 732 townhomes/plexes; 894 multi-family

units (includes some group quarters demand) and 443 government-assisted housing units, manufactured homes and/or ADUs (**Figure 25).**

Figure 25. Walla Walla Region Housing Needs Forcast, 2020 to 2040

	Walla Walla City	College Place	Waitsburg	Dayton	Region Total
Projected Baseline Housing Demand	2,362	494	153	11 +	3,021
Plus Share of Housing Within Unincorp. UGAs	514	107	33	2 +	657
Plus Demand to Address 33% of Housing Gap	414	87			500
Total Housing Need	3,290	688	187	13 +	4,178
Plus Group Quarters Housing Units (@1.5 people per uni	420	88			762
Grand Total (units)	3,710	776	187	13 +	4,685
percent of total	79%	17%	4%	0.3%	100%

Source: FCS GROUP based on local pop. growth forecasts and current ACS data for local areas. *Group quarters reflects people in dormatories, group homes, institutions, etc.

Projected Housing Need by Housing Type

Projected 2040 Housing Needs	3,710	776	187	13	9,76	Remainder of
Housing Type	Walla Walla UGA	College Place UGA	Waitsburg UGA	Dayton UGA	Walla Walla Region	Walla Walla County
Single-Family Detached						
Standard Lots	1,142	261	112	9 +	1,523	225
Small Lots, cottages, mfg. homes (lots)	899	205	-	-	1,104	-
Townhouses / Plexes (units)	556	155	19	1 +	732	-
Multi-family units (5+ units per structure)	816	78 +	-	-	894	-
Mobile homes/ADUs/other (units)	297 +	78 +	56 +	3 +	433	56 +
Total Dwelling Units	3,710	776	187	13 +	4,685	282

Projected Housing Need by Income Level

Family Income Level	Owner-Occupied	Renter-Occupied	Total	Dist. %	Attainable Housing Products
Upper (120% or more of MI)	2,361	260	2,621	56.0%	Single Family Lots
Upper Middle (80% to 120% of MI)	384	347	730	15.6%	Cottage Homes, Townhomes, Apartments
Lower Middle (50% to 80% of MI)	207	693	900	19.2%	Townhomes, Mfgd. Homes, Plexes, Apartments
Low (less than 50% of MI)	0	433	433	9.3%	ADUs, Govt. Assisted Apts.
Total	2,952	1,734	4,685	100.0%	

*Derived from Appendix A.

The group quarters demand generated by 762 residents accounts for demand generated by seniors in group homes and to a lesser extent university students and special needs population segments (including inmates at the correctional center). As indicated in **Figure 26**, the senior housing segment is projected to account for about three quarters of the overall group quarters demand, with the need for almost 380 units of shared senior housing required by year 2040.

Figure 26. Projected Senior Housing Demand

	Region Total within UGAs
Current Population	48,363
Proj. Net New Population within Region UGAs (@2.3 perso	8,485
Future Population year 2040	56,848
Population over Age 65	20%
Share of pop. over Age 65 in Nursing Homes	5.0%
Avg. Household Size within Nursing Homes	1.50
Proj. Net New Population in Nursing Homes	568
Proj. Senior Housing Need (dwelling units)	379

Source: population estimates and forecasts based on WA Office of Financial Management data; nursing home capture rates based on National Institute of Aging estimates, 2015.

Please refer to **Appendix A** for a Regional forecast of owner and renter housing needs by income level.

Reconciliation of Housing Needs and Land Supply

According to the June 2019 Walla Walla County buildable land inventory and development capacity study, Walla Walla, College Place and Waitsburg UGAs had the potential to accommodate over 4,100 net new dwellings at full utilization (**Exhibit 27**). Note, the City of Dayton was included in a separate land capacity study for Columbia County.

Figure 27. Land Capacity Analysis

	Minimum Lot Size (SF)	Net Res. Land Inventory (acres)	Vacant percent	Under-developed percent	Net New Pop. Capacity	Net New Dwelling Capacity	Infill & redevel-opment Dwellings	Dwellings on Vacant Land	% infill & redevel opment
Waitsburg					1,466	621	284	337	46%
R96 Suburban Residential	9,600	50.7	62%	38%	538	228	86	142	
Residential (incorporated)	10,000	92.7	49%	51%	875	371	189	182	
Flexible Comm./Res (Incorp.)	10,000	5.6	61%	39%	53	22	9	13	
College Place					588	249	139	110	56%
Multiple Family Residential	n/a	2.1			59	25	-	25	
R-60 Single Family Residential*	6,000	21.6	30%	70%	361	153	107	46	
R-72 Single Family Residential*	7,200	0.3			4	2	-	2	
R-96 Suburban Residential (incorp.)	9,600	6.3	58%	42%	67	28	12	16	
~~R-96 Suburban Residential (area 2B)**~~	~~9,600~~	~~39.8~~	~~75%~~	~~25%~~	~~425~~	~~180~~	~~46~~	~~134~~	
R-96 Suburban Residential (area 2C)	9,600	9.2	51%	49%	97	41	20	21	
Walla Walla City					7,641	3,238	1,632	1,606	50%
Multiple Family Residential	n/a	-			-	-			
R-60 Single Family Residential ***	6,000	-			-	-			
R-72 Single Family Residential ***	7,200	54.7	21%	79%	813	344	271	73	
R-96 Suburban Residential (incorp.)	9,600	569.0	51%	49%	6,116	2,592	1,260	1,332	
R-96 Suburban Residential (other)	9,600	60.8	67%	34%	712	302	101	201	

Source: Revised Land Capacity Analysis, Technical Memorandum, June 2019, the Watershed Company. Note, this analysis was completed prior to the City of Walla Walla creating a Neighborhood Residential zone to allow reduced lot sizes.

** After 2019, College Place combined zones R-60/R-72/R-75 into a one SF District zone and allows up to two dwellings per lot.*

*** Area 2B urban growth area expansion request was denied after 2020.*

**** After 2019, Walla Walla changed code to allow 2-4 unit structures and ADUs in all single family zones.*

While the overall land capacity within the Region appears to be adequate for addressing the long-term housing need for Waitsburg and Dayton, the analysis cited above indicates that nearly half of new construction would need to occur on under-developed (part vacant) tax lots. If property owners do not wish to subdivide their tax lots, the likelihood of meeting housing needs through "infill" is unlikely.

These findings also indicate that the current zoning and related land capacity within the College Place and Walla Walla UGAs (combined) may not be sufficent to fully accommodate multi-family demand. This issue is particularly acute in College Place, where the housing demand for single family and middle housing (672 units) is expected to exceed its zoned land capacity by 412 dwellings.

Based on the residential capacity analysis and this housing needs assessment, the following conclusions are made:

College Place UGA: the projected 20-year housing need of 776 dwelling units is far greater than the potential UGA capacity of 429 units, even after assuming 43% of net new housing will be constructed on infill and redevelopment lands.

Walla Walla UGA: the projected 20-year housing need of 3,710 dwelling units is greater than the potential UGA capacity of 3,238 dwelling units, even after assuming 50% of the net new housing will be constructed on infill and redevelopment lands.

Waitsburg and Dayton UGAs: the combined projected 20-year housing need of 200 or more dwelling can be accomodated by their existing UGAs, since Waitsburg alone is presumed to have the UGA capacity to add 621 dwelling units, after assuming 46% of the net new growth occurs on infill and redevelopment lands.

APPENDIX D: FINANCIAL ANALYSIS

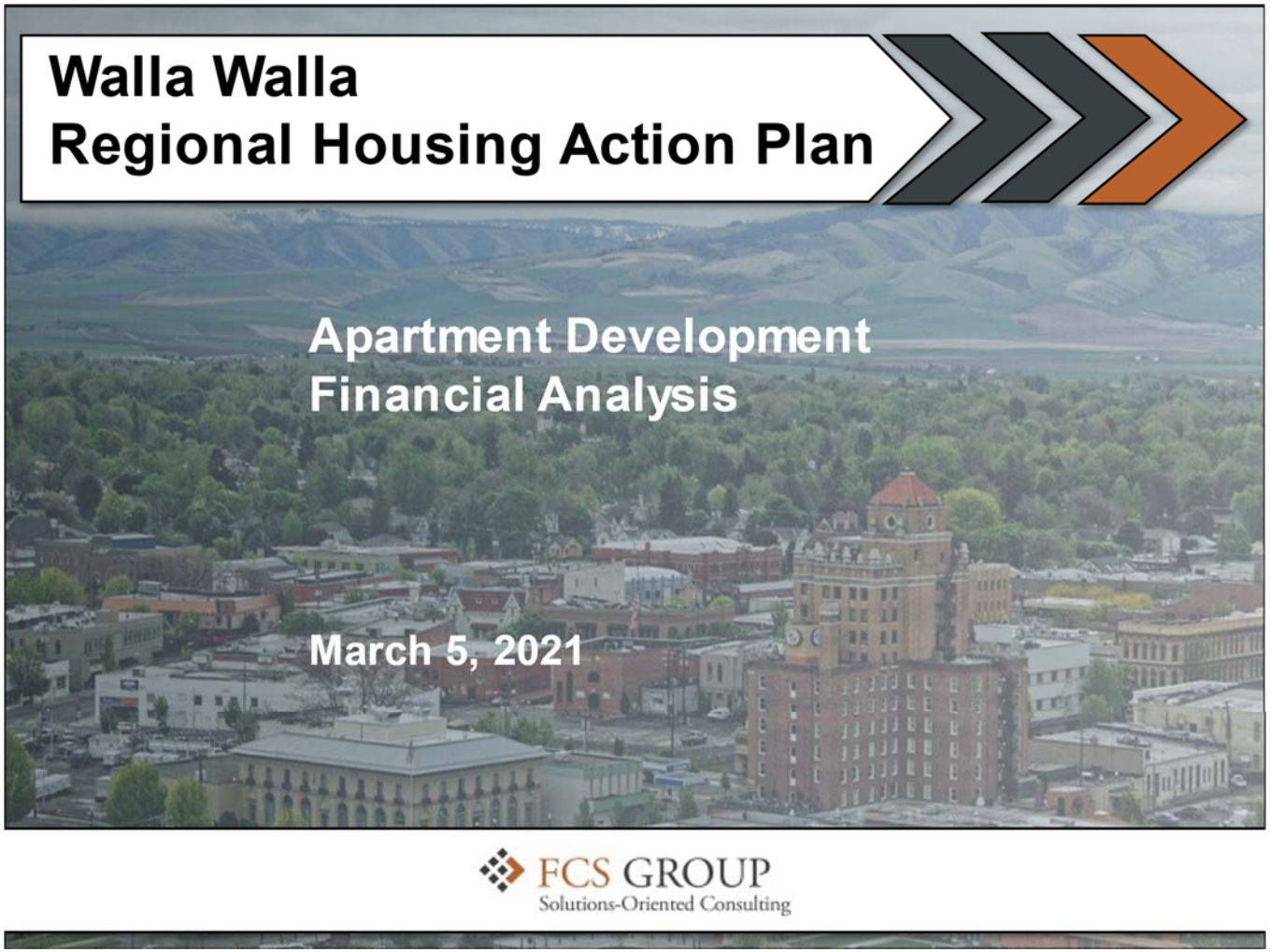

Financial Feasibility Objectives

- Test financial viability from developer's perspective
- With and without affordable housing
  - Scenario 1: 3-level garden apartments
  - Scenario 2: 5-level flats (over parking)
- Evaluate incentives
  - 12-year property tax abatement
  - Impact fee reduction
  - Land write-downs
  - Parking reductions



FCS GROUP /FREGO

Slide 2

Housing Affordability Thermometer

- HUD uses median income to measure affordability
- HUD bases affordability on household size
- Affordability Thermometer conveys prices or rents based on expected payments
- Helps determine the market need for various housing types

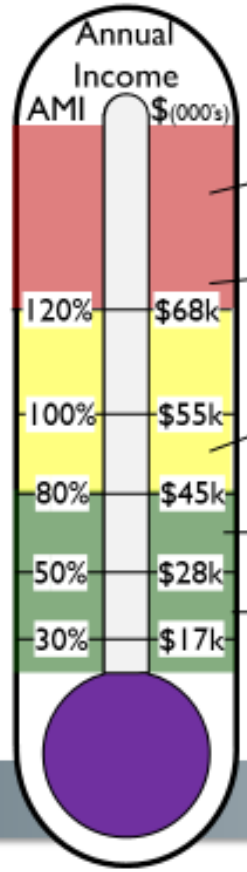

Local Labor Force Demographics Example:

- **Manager**
  $96,000 (max rent: $2,600)
  (168% of AMI if HH size = 2)
- **Teacher (middle school)**
  $68,000 (max rent: $1,800)
  (121% AMI if HH size = 2)
- **Industrial worker**
  $55,511 (max rent: $1,500)
  (98% AMI: low income if HH size = 2)
- **Medical Assistant**
  $37,690 (max rent: $1,000)
  (67% AMI if HH size = 2)
- **Average SSA recipient:**
  $19,251 (max rent: $500)
  (33% AMI HH size = 1)

FCS GROUP /FREGO

Slide 3

Regional Housing Needs

Walla Walla Region will need 4,500+ dwellings over next 20 years

- **Range of dwelling types needed**
- **Need for more affordable units for owners and renters**
- **Residual Land Value Analysis: how much would a developer be willing to pay for the land for the right to build this project?**

Garden Apartments

Flats

FCS GROUP /FREGO

Slide 4

Apartment Proforma Assumptions

Particulars	Scenario 1A Apts. (100% market rate)	Scenario 1B Apts. (mixed income)	Scenario 1C Affordable Apts.	Scenario 2A Flats (100% market rate)	Scenario 2B Flats (mixed income)	Scenario 2C Affordable Flats
Site Size (acres)	2.0	2.0	2.0	2.0	2.0	2.0
Building Levels (above grade)	3	3	3	5	5	5
Dwelling Units	107	107	107	167	167	167
Affordable Units (@80% to 110% AMI)	0	15	107	0	30	167
Parking stalls	128	128	128	249	249	249
Parking Ratio (stalls per dwelling unit)	1.2	1.2	1.2	1.2	1.2	1.2
Dwellings per Acre	53	53	53	84	84	84
Est. Construction Cost*	$23 M	$23 M	$23.5 M	$41 M	$41 M	$40.6 M
Cost per Dwelling, excl. land	$ 219,615	$ 219,615	$ 219,615	$ 242,559	$ 242,559	$ 242,559
Targeted Developer Return on Equity (annual)						
with private developer	7.0%	7.0%		7.0%	7.0%	
with non-profit developer			4.0%			4.0%

Project Income Assumptions	Units	Scenario 1	Scenario 2
Market-rate units under 900 SF	per SF/month	$1.71	$2.00
Market-rate units over 900 SF	per SF/month	$1.71	$1.85
Affordable dwellings (@90% AMI)	per SF/month	$1.71	$1.74
Parking charge	per Stall/month	$0	$0

FCS GROUP /FREGO

Slide 5

Financial Analysis: Findings

	Scenario	Developer	Dwellings	Residual Land Value Per Dwelling Unit: no incentives	Residual Land Value Per Dwelling Unit: w/ tax abatement	Relative Financial Feasibility	Annual Prop. Tax Revenue to City after abatement	Cumulative Prop. Tax Revenue to City Years 1-20
1A	Apts. (100% market rate)	For Profit	107	$7,921		*Good*	$56,387	$1,127,736
1B	Apts. (mixed income)	For Profit	107	($3,926)	$12,255	*Excellent after incentives*	$56,387	$451,094
1C	Affordable Apts.	Non Profit	107		$48,950	*Excellent*		
2A	Flats (100% market rate)	For Profit	167	($8,882)	$8,984	*Good after incentives*	$97,517	$1,950,337
2B	Flats (mixed income)	For Profit	167	($15,951)	$1,915	*Fair after incentives*	$97,517	$780,135
2C	Affordable Flats	Non Profit	167		$22,988	*Excellent*		

* R.O.E. denotes estimated annual rate of targeted return on developer equity investment after debt service and before income taxes and depreciation.

- **Currently: only the market rate apartments are financially viable without incentives**
- **Non-profit developer greatly helps with affordable housing**
- **Tax Incentives plus land write-downs needed to create mixed-income apts.**

FCS GROUP /FREGO

Slide 6

Summary

- **Housing market is strong enough to attract for-profit developers**
- **Garden apartments are viable without incentives**
- **Market rate flats over parking is not viable without some type of incentive**
- **Affordable or mixed-income housing requires incentives with for-profit developer, such as**
  - 12-year tax abatement (for affordable housing only)
  - Impact fee reduction (for affordable housing only)
  - Land write-down
  - Parking reductions
- **Non-profit developer could make affordable housing "pencil" with fewer incentives**
- **Recommend pilot program of multifamily incentives for next 3 years**
- **Identify public-owned potential catalyst site(s) for future developments**

FCS GROUP /FREGO

Slide 7

APPENDIX E: DISPLACEMENT MINIMIZATION STRATEGY

To: Project Advisory Team: Elizabeth Chamberlain, City of Walla Walla; Jon Rickard, City of College Place; Meagan Bailey, City of Dayton; Randy Hinchliffe, City of Waitsburg; Nikki Sharp, Walla Walla County

Date: September 28, 2020

From: Violet Brown & Scott Fregonese, Fregonese Associates

CC: Todd Chase & Tim Wood, FCS GROUP

RE: Walla Walla Housing Action Plan Task 4 Anti-Displacement Best Practices

The purpose of this memorandum is to analyze the risk of displacement and gentrification in the region and to summarize best practices strategies to mitigate the impacts on local households and businesses. It builds on the findings included in FCS Group's Task 1 Issues Memo and Task 2 & 3 Trends and Needs Memo and on the work previously published in the Affordable Housing Community Council Report. [i]

SUMMARY

Housing Action Plans must, in accordance with HB1923, "encourage construction of additional affordable and market rate housing in a greater variety of housing types and at prices that are accessible to a greater variety of incomes" and "should consider strategies to minimize displacement of low-income residents resulting from redevelopment." This is particularly true in neighborhoods with communities at high risk of displacement.

As growth trends in the region predict significant opportunities for future development, that development will likely exacerbate existing issues of affordability and result in market and socioeconomic shifts linked to displacement of households and businesses in vulnerable communities.

Each jurisdiction in the Walla Walla region contains populations vulnerable to displacement. However, this memo identifies individual block groups particularly susceptible to these forces. It also recommends mitigation strategies. These recommendations represent a three-pronged approach to anti-displacement strategies:

1. Mitigation for Individuals and Families Experiencing Displacement,
2. Land Use & Development Strategies to Increase Production of Affordable Housing, and
3. Economic Strategies to Increase Opportunity.

Combating displacement requires cities to proactively apply a variety of different approaches, each supported by best practices research. The strategies are organized as a three-prong approach to anti-displacement to address the different aspects of displacement. Various action steps or programs appear

under each prong. The concept is to move forward on all three fronts in ways that are customizable for each jurisdiction.

VULNERABILITY ASSESSMENT

Displacement occurs when households or businesses are involuntarily forced out of an area due to increasing housing prices or due to economic and demographic changes that alter the neighborhood's character. Gentrification, a well-documented housing issue since the 1960s, has traditionally been associated with the urban core, but rural gentrification is gaining ground in the face of an ever-expanding digital workforce and access to goods online. These changes allow what is a traditionally urban workforce to work remotely from rural and suburban areas, benefitting from the amenities and relative affordability these areas have to offer. Gentrification typically occurs in areas with relatively low property values with amenities that have become attractive or trendy.

As demand in the region grows, areas with relatively low rent/home value or perceived as lower quality housing become more attractive and profitable for redevelopment opportunities, and thus more vulnerable to displacement of existing residents. Some experts expect that the recent pandemic will only increase the pressure on smaller communities as families seek the "suburbs and rural periphery".[ii] This post-Covid-19 migration to rural areas and small towns will be driven by a number of factors: increase remote work opportunities, perceptions of increased safety in less-dense communities, and a desire to live in rural areas for their scenery, access to nature, and other amenities.

Vulnerability calculations compare local geographies to regional averages across six variables reported by the US Census. The analysis below uses ACS 2014-2018 (five-year estimates) via Social Explorer reported by state, county, city, census tract, and block group:

- Percent of households that are renters
- Percent of households that are low-income
- Percent of adults (25 or older) without a four-year degree
- Percent of population who identify with a community of color
- Median home value
- Median gross rent

These factors are closely associated with an increased probability of redevelopment coupled with an increased difficulty in weathering rising housing costs and a higher susceptibility to involuntary displacement for both households and small business. This analysis has been adapted from work published by Dr. Lisa Bates of Portland State University for the Portland Bureau of Planning and Sustainability in 2012 and their subsequent *2018 Gentrification and Displacement Neighborhood Typology Assessment*[iii]. Changes to the methodology are designed to reflect concerns regarding smaller sample sizes and promoting easy replicability as local jurisdictions continue to monitor these variables into the future with readily available data sets.

For the purposes of this report, geographies with 5 or 6 of the variables reporting higher figures than regional thresholds are identified as areas vulnerable to displacement.

Thresholds	Walla Walla County
% People of Color	>28%
% Without College Degree	>71%
% Rentals	>35%
Poverty Status: % Doing Ok	<66%
Median Home Value	<$209,800
Median Gross Rent	<$893

Thresholds	State
% People of Color	>31%
% Without College Degree	>65%
% Rentals	>37%
Poverty Status: % Doing Ok	<73%
Median Home Value	<$311,700
Median Gross Rent	<$1,194

Vulnerability Levels	
High	>5 indicators
Moderate	3-4 indicators
Low	<3 indicators

Cities

Indicators	Walla Walla	Waitsburg	College Place	Dayton	Walla Walla County
Poverty Status: % Doing OK	60%	64%	68%	62%	66%
% Rentals	42%	23%	41%	31%	35%
Median Home Value	$ 190,000	$150,000	$ 190,000	$ 156,200	$ 209,800
Median Gross Rent	$ 919	$ 688	$ 890	$ 775	$ 893
% Without Degree	74%	80%	65%	77%	71%
% POC	33%	10%	25%	16%	28%
Total Indicators	5	4	3	4	

Table 1a. Vulnerability Analysis: Walla Walla County Cities to County Comparison.

Indicators	Walla Walla	Waitsburg	College Place	Dayton	Washington
Poverty Status: % Doing OK	60%	64%	68%	62%	73%
% Rentals	42%	23%	41%	31%	37%
Median Home Value	$ 190,000	$150,000	$ 190,000	$ 156,200	$ 311,700
Median Gross Rent	$ 919	$ 688	$ 890	$ 775	$ 1,194
% Without Degree	74%	80%	65%	77%	65%
% POC	33%	10%	25%	16%	31%
Total Indicators	6	4	4	4	

Table 1b. Vulnerability Analysis: Walla Walla County Cities to State Comparison.

All cities show vulnerability to displacement when compared to the region, which increases when compared to the state. This is particularly true for poverty rates and educational attainment, where county figures differ significantly from the state. City of Walla Walla has the highest vulnerability score when compared to both county and state thresholds. City of Walla Walla has the lowest percentage of people "doing ok", the highest percentage of rentals, and the highest percentage of people of color when compared to other cities.

Census Tracts

City	Census Tract	Poverty Status: % Doing OK	% Rentals	Median Home Value	Median Gross Rent	% Without Degree	% POC	Total Indicators
	9204	100%	0%	NA	NA	**97%**	57%	2
	9205	**46%**	54%	$ **102,600**	$ 851	87%	**66%**	6
	9206	54%	51%	$ 134,200	$ 891	84%	45%	6
Walla Walla	9207.01	67%	53%	$ 198,800	$ 878	67%	20%	3
	9207.02	68%	28%	$ 224,100	$ 1,023	56%	21%	0
	9208.01	48%	42%	$ 186,500	$ 1,000	76%	20%	4
	9208.02	49%	**55%**	$ 208,500	$ **831**	65%	24%	4
Waitsburg	9201	80%	17%	$ 254,300	$ 870	70%	12%	2
College Place	9203	69%	41%	$ 190,000	$ 890	66%	25%	3
Dayton	9602	68%	31%	$ 170,800	$ 740	75%	14%	3

Table 2. Vulnerability Analysis: Census Tract to County Comparison. Bolded data indicates the highest or lowest value for the category.

Census Tract analysis reveals two highly vulnerable tracts for City of Walla Walla (9205 and 9206). Tract 9205 has the lowest percentage of people "doing ok", the lowest median home value, and the highest percentage of people of color when compared to all census tracts in the study area. Census tracts that may become more vulnerable overtime (moving from a rank of moderate to high), include tract 9208.01 and 9208.02. These tracts exceed county thresholds for poverty, rentals, and home value.

Census tracts in the remaining cities have vulnerability ranks of low to moderate when compared to the county. No tract in the remaining cities exceeds three total indicators.

Block Groups

City	Block Group	Poverty Status: % Doing OK	% Rentals	Median Home Value	Median Gross Rent	% Without Degree	% POC	Total Indicators
Walla Walla	BG1 T9204	100%	0%	NA	NA	**97%**	57%	2
	BG1 T9205	37%	53%	$ 90,000	$ 867	91%	63%	6
	BG2 T9205	54%	60%	$ 99,200	$ 1,009	89%	**79%**	5
	BG3 T9205	50%	48%	$ 134,900	$ 775	78%	52%	6
	BG1 T9206	69%	43%	**$ 73,800**	NA	93%	41%	4
	BG2 T9206	**14%**	63%	$ 90,900	$ 709	88%	72%	6
	BG3 T9206	60%	40%	$ 119,100	NA	89%	69%	5
	BG4 T9206	64%	32%	$ 191,800	$ 900	75%	37%	4
	BG5 T9206	50%	74%	$ 260,100	$ 1,051	74%	14%	3
	BG1 T9207.01	60%	**78%**	$ 193,100	$ 714	46%	19%	4
	BG2 T9207.01	57%	41%	$ 162,200	$ 880	82%	33%	6
	BG3 T9207.01	65%	38%	$ 196,600	$ 955	60%	12%	3
	BG4 T9207.01	81%	53%	$ 218,900	$ 1,269	74%	15%	2
	BG1 T9207.02	71%	23%	$ 254,900	$ 1,291	53%	28%	0
	BG2 T9207.02	73%	17%	$ 196,100	$ 828	65%	17%	2
	BG3 T9207.02	55%	38%	$ 213,900	$ 786	40%	13%	3
	BG4 T9207.02	73%	35%	$ 175,000	$ 820	69%	27%	2
	BG1 T9208.01	58%	7%	$ 233,300	NA	76%	12%	2
	BG2 T9208.01	52%	52%	$ 164,900	$ 1,127	76%	33%	5
	BG3 T9208.01	58%	47%	$ 172,900	$ 845	69%	13%	4
	BG4 T9208.01	30%	45%	$ 183,800	$ 999	83%	16%	4
	BG1 T9208.02	35%	67%	$ 165,400	$ 897	77%	26%	4
	BG2 T9208.02	69%	38%	$ 238,500	$ 788	55%	19%	2
Waitsburg	BG4 T9201	66%	20%	$ 154,700	$ 688	80%	10%	3
College Place	BG1 T9203	73%	34%	$ 192,700	**$ 657**	71%	34%	3
	BG2 T9203	63%	66%	$ 190,400	$ 861	67%	29%	5
	BG3 T9203	44%	69%	$ 99,500	$ 828	76%	20%	5
	BG4 T9203	79%	26%	$ 200,900	$ 1,125	60%	19%	1
Dayton	BG2 T9602	56%	27%	$ 139,300	$ 795	72%	21%	4
	BG3 T9602	70%	34%	$ 226,800	$ 914	81%	13%	1
	BG4 T9602	67%	27%	$ 158,300	$ 752	77%	14%	3

Table 3. Vulnerability Analysis: Bolded data indicates the highest or lowest value for the category.

Block group analysis reveals more detailed trends in vulnerability. Overall, ten block groups are considered highly vulnerable. These block groups are in City of Walla Walla and College Place.

For City of Walla Walla, seven block groups (30.4% of all block groups in City of Walla Walla and 22.6% of all block groups in the study area) have high vulnerability rankings. Out of the seven block groups, BG2 T9206 has the lowest poverty status (14% of people "doing ok") out of all block groups in the study area. BG1 T9206 has the lowest median home value ($73,800) out of all block groups in the study area. For moderate ranking block groups, it is important to consider which indicators exceed county thresholds. Block groups that exceed thresholds for poverty, percentage of rentals, and home value (BG3-BG4 T9208.01, BG1 T9208.02) may be more vulnerable than block groups that exceed thresholds for education and people of color but have higher median home values and low poverty. A total of 20% of Walla Walla residents live within block groups that have high vulnerability ratings.

The remaining three cities include block groups with moderate to high vulnerability rankings. City of College Place has two block groups that rank high for vulnerability (BG2 T9203, BG3 T9203). BG3 has the lowest poverty score, highest percentage of rentals, lowest median home value, and highest percentage of people without a college degree for the city. A total of 35% of College Place residents live in block groups that have high vulnerability rankings.

City	Block Group	Population	% City Pop
Walla Walla	BG1 T9205	1,144	3%
	BG2 T9205	957	3%
	BG3 T9205	584	2%
	BG2 T9206	948	3%
	BG3 T9206	1,027	3%
	BG2 T9207.01	968	3%
	BG2 T9208.01	1,503	5%
College Place	BG2 T9203	1,800	20%
	BG3 T9203	1,384	15%

Table 4. High Vulnerability Block Group Population.

In response to concerns raised by the Stakeholder Advisory Committee for this project and in furtherance of state guidelines for specific consideration of vulnerable populations, the below chart includes the percentage of seniors within each population listed by block group and that block groups vulnerability index. Most of the areas with the highest concentration of seniors are not within block groups considered the most vulnerable. While this analysis does not indicate any alarming patterns, it is important that anti-displacement strategies take special note of seniors and recognize that displacement can occur across the region.

City	Block Group	% 65+	Total Indicators
Walla Walla	BG1 T9204	4%	2
	BG1 T9205	8%	6
	BG2 T9205	4%	5
	BG3 T9205	8%	6
	BG1 T9206	39%	4
	BG2 T9206	10%	6
	BG3 T9206	21%	5
	BG4 T9206	6%	4
	BG5 T9206	43%	3
	BG1 T9207.01	22%	4
	BG2 T9207.01	8%	6
	BG3 T9207.01	18%	3
	BG4 T9207.01	35%	2
	BG1 T9207.02	17%	0
	BG2 T9207.02	21%	2
	BG3 T9207.02	18%	3
	BG4 T9207.02	12%	2
	BG1 T9208.01	24%	2
	BG2 T9208.01	14%	5
	BG3 T9208.01	13%	4
	BG4 T9208.01	8%	4
	BG1 T9208.02	15%	4
	BG2 T9208.02	27%	2
Waitsburg	BG4 T9201	20%	3
College Place	BG1 T9203	28%	3
	BG2 T9203	5%	5
	BG3 T9203	18%	5
	BG4 T9203	21%	1
Dayton	BG2 T9602	24%	4
	BG3 T9602	35%	1
	BG4 T9602	23%	3

Table 5. Percent Seniors (65+) by block group.

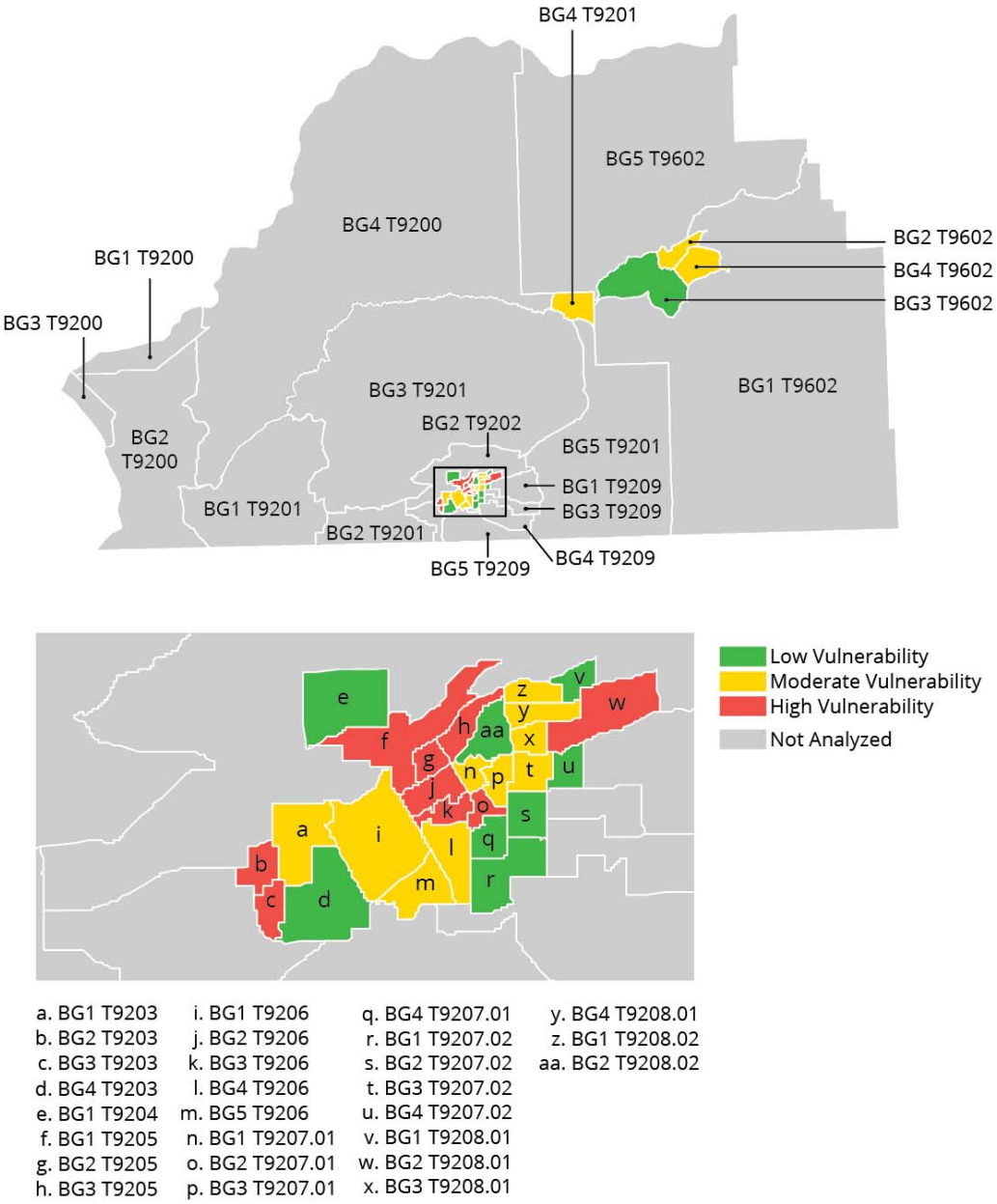

Figure 1. Block Group Map for Study Area with inset of Walla Walla and College Place.

Recommended Strategies to Mitigate Displacement

While the City of Walla Walla has the highest number of residents and blocks groups experiencing displacement vulnerability, all four cities in this study have either areas of high vulnerability or meet metrics that indicate increased susceptibility to displacement. Each of the cities should pursue a three-pronged approach to reducing displacement risk:

1. Mitigation for Individuals and Families Experiencing Displacement,
2. Land Use & Development Strategies to Increase Production of Affordable Housing, and
3. Economic Strategies to Increase Opportunity.

Each city does not necessarily need to carry out each of the strategies below. Instead, the recommended strategies should be viewed as a "menu" of policy and program choices to be implemented based on each community's risk level and the viability of the strategy based on local conditions. Reducing displacement risk should be a regional effort, but the specific approach taken can (and should) differ on the local level.

1. Create Stability for Local Residents by Mitigating the Impact of Displacement:
    - Anti-Displacement Impact Assessments

Integrate displacement into the analysis and review of potential policies, programs, and development applications by creating a standardized assessment of potentially unintended consequences upfront and enforcing reasonable mitigation efforts directly connected to the proposal. [iv] Anti-Displacement measure must include a reliable way to track the impact new development has on Naturally Occurring Affordable Housing (NOAH). While increased production of new housing is essential to preserving supply, NOAH is frequently seen as ripe for redevelopment as soon as market rates surpass current value to create a 'rent gap' making redevelopment profitable. An impact assessment is one tool to track how many affordable units are being developed and at the cost of how many existing units. This option can function on a range of intensities with the obligation and cost either assigned applicants or city staff and the weight of the assessment varying depending on the severity of the issue within each jurisdiction and the viability of the requirement within local markets.

    - Rental Registration Program

A registration program would create a consolidated database of available units in the region, rental costs, and local practices. A small fee per unit could be set to fund the program, which could include a streamlined application process. The costly and time-consuming housing application process is often listed as a practical barrier to housing access. Multiple application forms, with slightly different requirements, and compounded credit check fees are prohibitively onerous. While some local service organizations provide some assistance, a streamlined process eases the burden on renters and landlords alike and help jurisdictions track relevant data.

    - Tenant Protection Enhancements

As vacancy rates decrease, an ordinance extending the notice period for no cause evictions to 60 days for landlords with five or more units would allow renters additional time to plan, contact services, and hopefully relocate without a disruption in adequate housing. Washington State already requires a 60-day period for tenants facing eviction because the owner lost the building in a foreclosure.

    - Emergency Rental Assistance

Aiding families facing homelessness due to temporary economic hardship in the form of Emergency Rental Assistance. Washington State Department of Social & Human Services (DSHS) offers one-time cash payment to get or keep safe housing or utilities in emergency situations to families eligible for the Additional Requirements for Emergent Needs (AREN) or the Diversion Program. The Eviction Rent Assistance Program (ERAP) Grant is part of Washington State's short-term response to the COVID-19 disaster and offers three months of rent payment to prevent evictions.[v]

- Home Ownership Assistance

Enhance and promote existing programs that supply down payment assistance and application support to first time homebuyers. Washington offers the Home Advantage Needs Based Downpayment Assistance Loan Program with up to $10,000 to eligible homebuyers.[vi]

- Utility Payment Financial Assistance & Homeowner Assistance

Homeowners are also subject to raising housing costs as property taxes, maintenance, heating, and cooling costs increase. This is particularly true for seniors on fixed incomes. Partnering with groups such as BMAC/The Healthy Homes Program, which provides weatherization and energy efficiency services, can reduce the burden on seniors. Washington State Department of Commerce's Home Rehabilitation Loan Program provides low-interest loans to low-income homeowners for repairs and necessary improvements.

2. Protect Regional Housing Stock: Increase Production of Affordable Housing Options
   - Affordable Housing Fund

In 2016, Vancouver voters authorized the use of property tax revenue (residential and commercial) to create an Affordable Housing Fund that can be used "for the purpose of buying, building and preserving low-income rental housing and preventing homelessness through rental assistance and housing services."[vii] The tax is capped at $6 million and expected to generate $43M dollars before it expires in 2023. At which point, Vancouver City Council can seek an extension or let it expire. Property tax exemptions are included for seniors and people with disabilities who earn less than $40,000 a year.

- Land Banking

Cities can reserve or 'bank' land for affordable housing, similar to a popular program created in Eugene, Oregon.[viii] Sites being considered for purchase should be evaluated based on cost, density, environmental quality, and access transportation, community services, and jobs. Gentrification in more rural areas often results in lower-income households moving further away from city centers with longer commutes to jobs and services. Priority areas should be based on a combination of community vulnerability, recent Anti-Displacement Impact Assessments, and on the area's potential for offering meaning opportunities for safe and affordable housing close to jobs and services.

- Community Land Trusts

Community land trusts create additional affordable home ownership opportunities by removing land from the costs of real estate. In a traditional Community Land Trust model, the homeowner owns the home (and the value of any improvements), but a nonprofit owns the land. Thus, creating additional affordable opportunities for homebuyers by removing land from the cost of real estate. Resale value is not determined by the real estate market but set based on the local cost of living.

- Right of First Offer/Refusal Program

Community land trusts can be granted the right of first offer or right of first refusal to allow them to purchase homes in specifically vulnerable communities to provide homeownership opportunities to households with low-income households. Right of first offer places very minimal requirements on property owners. Notice would be sent that a property will be for sale and either the trust or the owner sets and offer price depending on the program framework. Funding assistance for this program could come from an Affordable Housing Fund.[ix]

- Affordable Housing on Public Land

Washington state (through RCW 43.63A.510 and RCW 39.33.015) directs specific state agencies to inventory under-utilized or surplus state-owned land, which can be used to develop housing for low- and moderate-income households (up to 115% of AMI).

- Zoning Protection for Manufactured Dwelling Parks

For many families, manufactured homes are an affordable housing option. They are built in a factory and transported to either a leased plot within a manufactured home park or on private property. It is important to ensure that local zoning ordinances do not unduly hinder the functioning and placement of manufactured homes. Protecting existing parks will increase affordable housing supply and mitigate involuntary displacement.

- Multifamily Tax Exemption

The Multifamily Tax Exemption (MFTE) is a tool that incentivizes the development of multifamily housing, described in depth in the Community Council Affordable Housing Report.

> *Cities with a population of at least 15,000 can use the MFTE to exempt property taxes for 12 years on new multifamily construction (with at least four units), provided 20% of the units are affordable to low- and moderate-income households (up to 115% of the median family income). In this case, the public funds go to the developer in the form of a tax break, not in the form of a rental payment. If the owner of the property decides to increase rates above the established affordability threshold, the tax exemption is cancelled, and the property is subject to additional tax penalties. Cities with populations of less than 15,000 can use this tool, provided they are the largest urban area in a county planning under the Growth Management Act. Small cities, however, may not have the financial resources to feasibly offer a property tax exemption. Another provision to the rule allows cities to exempt property taxes for multifamily development for eight years with no requirement that a percentage of the units be set aside for low-income renters. The area designated for the MFTE is determined by the local governing authority, and the intention of the legislation is to increase mixed-income residential opportunities, including affordable housing, in urban centers. Expansion of the targeted area within the urban core can open additional opportunities for incentivizing multifamily development.*

3. Protect the Local Economy: Job Training Partnerships to foster local opportunities and prosperity through improved workforce development initiatives

Economic development strategies that improve local resiliency through workforce training bolster opportunity for existing residents. Focus on both higher and secondary educational institutions in the region to take advantage of sector-based partnerships. Construction based partnerships in particular are likely to improve the supply of low-income housing. The goal is to create programs that offer training/apprenticeships and future job opportunities that improve the quality of jobs in the area.

---

[i] Community Council Report: Affordable Housing (April 2019) via https://www.wwcommunitycouncil.org/media/1125/affordable-housing-study-report_2019.pdf

[ii] Florida, Richard. "How Coronavirus Will Reshape U.S. Cities." *Bloomberg.com*, Bloomberg, 2 July 2020, www.bloomberg.com/news/features/2020-07-02/how-coronavirus-will-reshape-u-s-cities.
[iii] 2018 Gentrification and Displacement Neighborhood Typology Assessment, Key Findings and Methodology Report, Bureau of Planning and Sustainability, City of Portland, Oregon, via https://www.portland.gov/sites/default/files/2020-01/gentrification_displacement_typology_analysis_2018_10222018.pdf
[iv] King County Washington Equity Impact Review Process Overview (March 2016) via https://www.kingcounty.gov/~/media/elected/executive/equity-social-justice/2016/The_Equity_Impact_Review_checklist_Mar2016.ashx?la=en
[v] Washington State Department of Commerce, Homeless Assistance via https://www.commerce.wa.gov/serving-communities/homelessness/
[vi] Washington State Housing Finance Commission, Home Advantage Program via https://www.wshfc.org/buyers/HomeAdvantage.htm
[vii] *Affordable Housing Fund | City of Vancouver Washington*, Community Development Programs, May 2020, www.cityofvancouver.us/ced/page/affordable-housing-fund.
[viii] Landbanking Program for Affordable Housing, Government Innovators Network, Harvard Kennedy School Ash Center for Democratic Governance and Innovation, 2007 Finalist, https://www.innovations.harvard.edu/landbanking-program-affordable-housing
[ix] Kim, Jihyeon; Knapp-Rossi, Malia; Lance, Jeff; Meyers, Joseph; Moulton, Aster; and Stone, Tay, "Reside Vancouver: An Anti-Displacement Plan" (2019). *Master of Urban and Regional Planning Workshop Projects*. 170. https://archives.pdx.edu/ds/psu/29217

June 2021

Prepared by Jacobs for
CITY OF COLLEGE PLACE/WASTEWATER TREATMENT PLANT

Monthly Report

WASTEWATER TREATMENT

CONTENTS

WASTEWATER TREATMENT PLANT GENERAL 1

WASTEWATER TREATMENT PLANT OPERATIONS AND SAFETY 2

WASTEWATER TREATMENT PLANT MAINTENANCE 3

WASTEWATER TREATMENT PLANT LABORATOR 4

WASTEWATER COLLECTIONS 5

LAND APPLICATION 6

WASTEWATER TREATMENT PLANT: GENERAL

JUNE ACTIVITIES:

- Treated approximately 23.1 million gallons of sewage (0.769 million gallons per day) removing over 99 % of Biochemical Oxygen Demand and 99 % Total Suspended Solids.

- The plant discharged the some of the plant effluent flow to the creek for seven days due to a leaking irrigation pipe
- Over 92 percent of the plant effluent was applied to the land treatment site in June. Some of the plant effluent was discharged to the creek due to a leak in the irrigation line near the creek.
- Submitted to the Washington State Department of Ecology (DOE)
    - May 2021 Monthly Discharge Monitoring Report
- The wastewater treatment plant did not meet the weekly total coliform NPDES permit limit the week the plant discharged part of the effluent flow to the creek.
- We are operating under a Continue of Operation Plan for Covid-19. We practice protective measures such as wearing face masks when social distancing is not possible, disinfect common surfaces, and quarantine when needed. Travel restrictions have been eased.

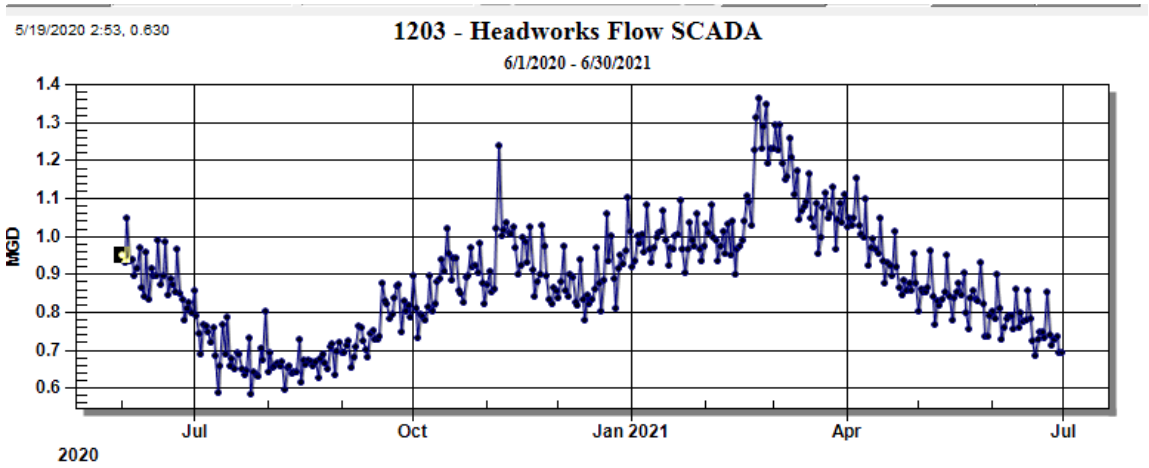

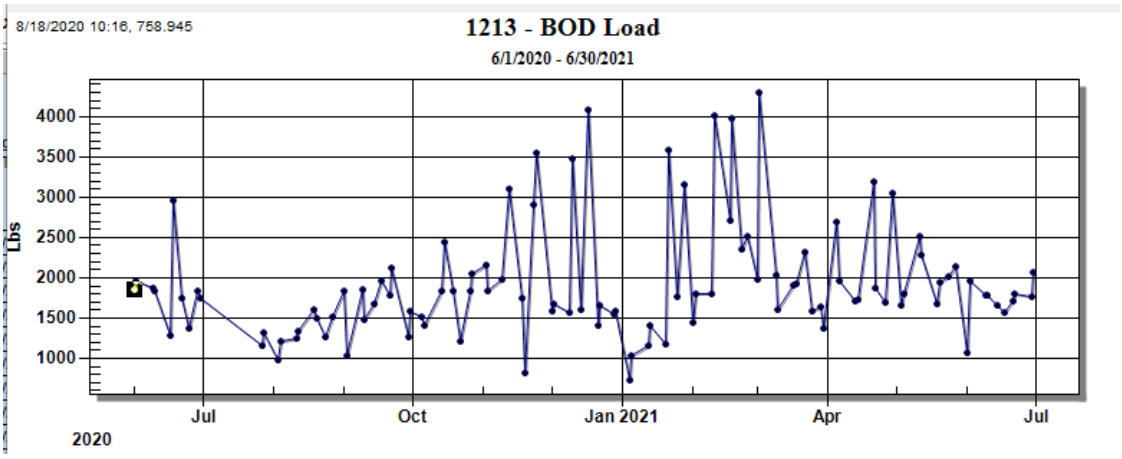

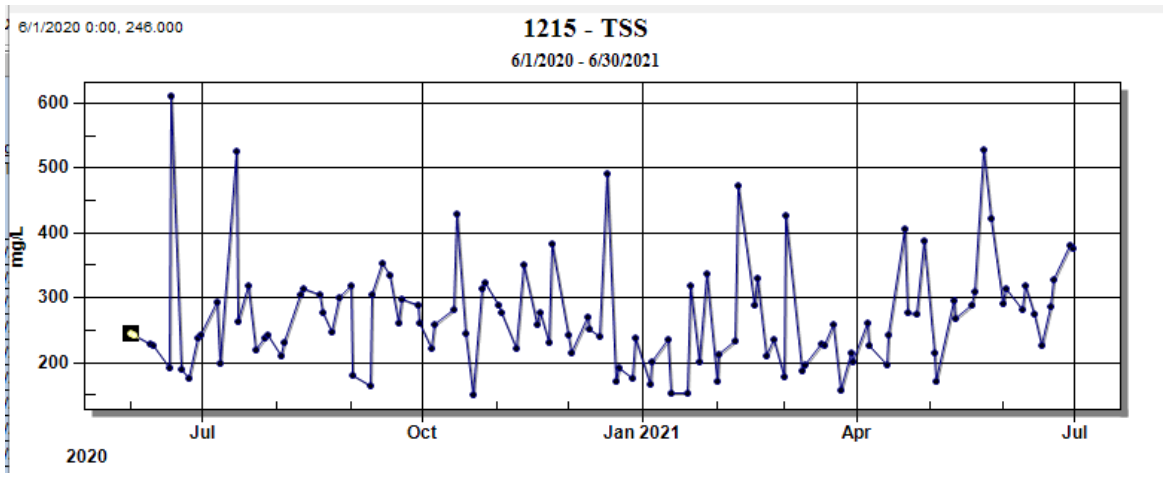

WASTEWATER TREATMENT PLANT: MAINTENANCE

JUNE ACTIVITIES:

Issues Repaired

- The irrigation sprung a leak where it crosses Garrison Creek requiring the irrigation pumps to be shut off. The steel pipe had rusted through and could not be repaired. A temporary pipe was installed above the ground to resume irrigation on the land treatment site for the rest of the irrigation season.

- APG-Neuros performed annual Extended Preventive Routine Maintenance on the three SBR blowers

- A link in the drive chain on one of the two disk filters broke and needed replaced. The drive chain was repaired and the disk filter was back in operation within a couple of hours.



Issues that need addressed

- SBR 1 mixer float needs replaced. The replacement float is on site and ready. Scheduling a crane for the installation.

WASTEWATER TREATMENT PLANT: OPERATIONS

JUNE ACTIVITIES:

- The plant discharged part of the effluent flow 7 days in June due to repairs required in the irrigation piping. Plant effluent discharged to the creek required cooling and aeration to meet the May through October NPDES permit conditions.
- Dewatered 223,006 gallons of Waste Activated Sludge using the Belt Filter Press and distributed on the drying pad for further processing
- The plant used an average 7,444 kilowatt hours per day of electricity to operate costing $498 per day. The average usage since 2016 has been 6,868 kilowatt hours per day. Power usage normally increases from May through October due to pumping for irrigation and cooling plant effluent when it is discharged to the creek.

WASTEWATER TREATMENT PLANT: LABORATORY

JUNE ACTIVITIES:

- All daily, weekly, monthly, and quarterly regulatory testing performed as required

WASTEWATER TREATMENT PLANT: COLLECTIONS

JUNE ACTIVITIES:

- Cleaned 8,680-feet of scheduled sewer lines
- Cleaned 3,044-feet of Hot-spot sewer lines
- Cleaned the wet well at lift station #5 located on 1st Street
- Sewage lift stations checked and maintained weekly
- Alarm dialers status for the lift stations checked every work day

WASTEWATER TREATMENT PLANT: EFFLUENT LAND APPLICATION SITE

JUNE ACTIVITIES:

- 14.932 million gallons of plant effluent was used for irrigation on the land treatment site in June. The non-permit flume that doesn't measure in-plant recycle flows located at the beginning of the plant measured 16.088 million gallons in June.
- Picture showing seed corn, barley, and alfalfa crops in fields SP-3 and SP-4