Tuesday, September 12, 2023
City Council Meeting - Hybrid (In-Person & Electronic)

7:00 P.M.
#2123 Regular City Council Meeting - Hybrid (In-Person & Electronic)

In-Person at College Place City Hall, 625 S College Avenue, College Place Washington

Meeting may be viewed at: Live Stream on City of College Place, Washington YouTube at https://www.youtube.com/channel/UCbx3qrqzLDL_05NusReSl-g/featured

Zoom Attendee Link: https://us06web.zoom.us/j/82668406505

Or you may call this number to listen: 1-669-900-9128 ID# 826 6840 6505 Phone controls: *6 - toggle mute/un-mute and *9 - raise hand

1. Opening Items.

Subject :	1.01 Call To Order
Meeting :	Sep 12, 2023 - City Council Meeting - Hybrid (In-Person & Electronic)
Category :	1. Opening Items.
Access :	Public
Type :	Procedural

Public Content

Mayor Hernándezwill call the meeting to order.

Subject :	1.02 Roll Call
Meeting :	Sep 12, 2023 - City Council Meeting - Hybrid (In-Person & Electronic)
Category :	1. Opening Items.
Access :	Public
Type :	Procedural

Public Content

Mayor	Norma L. Hernández
	Paul T. Jessup,
	Michael Cleveland,
	Tito Espinoza Jr.,
Council Members	Loren Peterson,

Melodie Williams,

Heather Schermann,

Monica Boyle

Staff

Administrator, Mike Rizzitiello;

City Attorney, Rea Culwell

Finance Director, Brian Carleton;

Public Works Director, Robert McAndrews;

Police Chief, Troy Tomaras;

Fire Chief, David Winter;

Community Development Director, Jon Rickard;

HR Manager, Shawn Doering;

City Clerk, Sherri St. Clair

Subject :	1.03 Pledge of Allegiance
Meeting :	Sep 12, 2023 - City Council Meeting - Hybrid (In-Person & Electronic)
Category :	1. Opening Items.
Access :	Public
Type :	Procedural

Public Content

"Ipledge allegianceto the Flag of the United States of America, and to the Republic for which it stands, one Nation under God, indivisible, with liberty and justice for all."

Subject :	1.04 Public Comment -
Meeting :	Sep 12, 2023 - City Council Meeting - Hybrid (In-Person & Electronic)
Category :	1. Opening Items.
Access :	Public
Type :	Information

Public Content

Council meetings are primarily structured to permit Council Membersto arrive at the decisions necessary to govern the City.

Meeting Protocol for Public Comment:

When submitting public comments, include the following information regardless of the manner you are using: (Note that there are deadlines for writtencomments to be included in the meeting documents.)

- Your Name
- Your Address

Written Public comments may be provided by submitting comment to Clerk@cpwa.usno later than 4:00 PM the Friday before the meeting.(If typewritten, no less than 11 pt font).

Verbal Public Comments may be made during the meeting:

- In-person at the meeting location - provided at the beginning of each agenda.
- Telephone comment - Call1-669-900-9128, entering the meeting ID (provided at beginning of agenda) and raise your hand (*9 to raise hand, *6 to mute/un-mute) when comments are requested.
- Virtual comment -Join using theZoom Attendee link (provided at beginning of agenda) and raise your hand when comments are requested.

Once recognized, you will have five minutes to speak on any subject that is under the control of the Council.

File Attachments

It is SO EASY to participate in public meetings!.png (224 KB)

2. Consent Agenda.

Subject :	2.01 AB 23209 - Approve Agenda for September 12, 2023
Meeting :	Sep 12, 2023 - City Council Meeting - Hybrid (In-Person & Electronic)
Category :	2. Consent Agenda.
Access :	Public
Type :	Action (Consent)
Recommended Action :	Motion to approve agenda for September 12, 2023.

Consent

Our adopted rules of Parliamentary Procedure, The Standard Code of Parliamentary Procedure, provide for a consent agenda listing several items for approval of the Council by a single motion. Most of the items listed under the consent agenda have gone through previous review either during the budget process, at a workshop, or by subcommittee review and recommendation. Documentation concerning these items has been provided to all Council Members and the public in advance to assure an extensive and thorough review. Items may be removed from the consent agenda at the request of any Council Member.

Subject :	2.02 AB 23210 - Approve Council Minutes from

	August 22, 2023
Meeting :	Sep 12, 2023 - City Council Meeting - Hybrid (In-Person & Electronic)
Category :	2. Consent Agenda.
Access :	Public
Type :	Action (Consent), Minutes
Recommended Action :	Motion to approve council minutes from August 22, 2023.

File Attachments

2023-8-22_Council_Meeting_Minutes_Draft_BoardDocs® Plus.pdf (821 KB)

Consent

Our adopted rules of Parliamentary Procedure, The Standard Code of Parliamentary Procedure, provide for a consent agenda listing several items for approval of the Council by a single motion. Most of the items listed under the consent agenda have gone through previous review either during the budget process, at a workshop, or by subcommittee review and recommendation. Documentation concerning these items has been provided to all Council Members and the public in advance to assure an extensive and thorough review. Items may be removed from the consent agenda at the request of any Council Member.

Subject :	2.03 AB 23211 - Approve Council Workshop Minutes from September 5, 2023.
Meeting :	Sep 12, 2023 - City Council Meeting - Hybrid (In-Person & Electronic)
Category :	2. Consent Agenda.
Access :	Public
Type :	Action (Consent), Minutes
Recommended Action :	Motion to approve council workshop minutes from September 5, 2023.

File Attachments

2023-9-5_Council_Workshop_Minutes_Draft_BoardDocs® Plus.pdf (749 KB)

Consent

Our adopted rules of Parliamentary Procedure, The Standard Code of Parliamentary Procedure, provide for a consent agenda listing several items for approval of the Council by a single motion. Most of the items listed under the consent agenda have gone through previous review either during the budget process, at a workshop, or by subcommittee review and recommendation. Documentation concerning these items has been provided to all Council Members and the public in advance to assure an extensive and thorough review. Items may be removed from the consent agenda at the request of any Council Member.

Subject :	2.04 AB 23212 - Appointment Confirmation of Chloe Congleton and Allison Peck to the Economic Development, Tourism, and Events Commission
Meeting :	Sep 12, 2023 - City Council Meeting - Hybrid (In-Person &

	Electronic)
Category :	2. Consent Agenda.
Access :	Public
Type :	Action (Consent)
Recommended Action :	Motion to appoint Chloe Congleton to Position 4 and Allison Peck to Position 5 of the Economic Development, Tourism, and Events Commission.

Public Content

Information for Consideration:

Tom Stokes moved out-of-the-area and Position 4 of the Economic Development, Tourism, and Events Commission is now vacant. Position 5 is also vacant.

Consent

Our adopted rules of Parliamentary Procedure, The Standard Code of Parliamentary Procedure, provide for a consent agenda listing several items for approval of the Council by a single motion. Most of the items listed under the consent agenda have gone through previous review either during the budget process, at a workshop, or by subcommittee review and recommendation. Documentation concerning these items has been provided to all Council Members and the public in advance to assure an extensive and thorough review. Items may be removed from the consent agenda at the request of any Council Member.

Subject :	2.05 Excuse Absence of Mayor Hernandez
Meeting :	Sep 12, 2023 - City Council Meeting - Hybrid (In-Person & Electronic)
Category :	2. Consent Agenda.
Access :	Public
Type :	Action (Consent)
Recommended Action :	Motion to excuse the absence of Mayor Hernandez.

Consent

Our adopted rules of Parliamentary Procedure, The Standard Code of Parliamentary Procedure, provide for a consent agenda listing several items for approval of the Council by a single motion. Most of the items listed under the consent agenda have gone through previous review either during the budget process, at a workshop, or by subcommittee review and recommendation. Documentation concerning these items has been provided to all Council Members and the public in advance to assure an extensive and thorough review. Items may be removed from the consent agenda at the request of any Council Member.

Subject :	2.06 Approve Consent Agenda - Our adopted rules of Parliamentary Procedure, The Standard Code of Parliamentary Procedure, provide for a consent agenda listing several items for approval of the Council by a single motion. Most of the items listed under the consent agenda have gone

	through previous review either during the budget process, at a workshop, or by subcommittee review and recommendation. Documentation concerning these items has been provided to all Council Members and the public in advance to assure an extensive and thorough review. Items may be removed from the consent agenda at the request of any Council Member.
Meeting :	Sep 12, 2023 - City Council Meeting - Hybrid (In-Person & Electronic)
Category :	2. Consent Agenda.
Access :	Public
Type :	Action (Consent)
Recommended Action :	Motion to approve the consent agenda

Consent

Our adopted rules of Parliamentary Procedure, The Standard Code of Parliamentary Procedure, provide for a consent agenda listing several items for approval of the Council by a single motion. Most of the items listed under the consent agenda have gone through previous review either during the budget process, at a workshop, or by subcommittee review and recommendation. Documentation concerning these items has been provided to all Council Members and the public in advance to assure an extensive and thorough review. Items may be removed from the consent agenda at the request of any Council Member.

3. Presentations.

Subject :	3.01 AB 23213 - Constitution Week Proclamation - Council Member Peterson
Meeting :	Sep 12, 2023 - City Council Meeting - Hybrid (In-Person & Electronic)
Category :	3. Presentations.
Access :	Public
Type :	Information

File Attachments

CP_Constitution_Week_Proclamation_September_17th-23rd_2023.pdf (280 KB)

4. Public Hearings - None

Subject :	4.01 Procedure for Public Testimony
Meeting :	Sep 12, 2023 - City Council Meeting - Hybrid (In-Person & Electronic)
Category :	4. Public Hearings - None
Access :	Public
Type :	Procedural

Public Content

Council meetings are primarily structured to permit Council Membersto arrive at the decisions necessary to govern the City.

Meeting Protocol for Public Testimony:

When submitting public testimony, include the following information regardless of the manner you are using: (Note that there are deadlines for writtencomments to be included in the meeting documents.)

- Your Name
- Your Address

Written Public comments may be provided by submitting comment to Clerk@cpwa.usno later than 4:00 PM the Friday before the meeting.(If typewritten, no less than 11 pt font).

Verbal Public Comments may be made during the meeting:

- In-person at the meeting location - provided at the beginning of each agenda.
- Telephone comment - Call1-669-900-9128, entering the meeting ID (provided at beginning of agenda) and raise your hand (*9 to raise hand, *6 to mute/un-mute) when comments are requested.
- Virtual comment -Join using theZoom Attendee link (provided at beginning of agenda) and raise your hand when comments are requested.

Once recognized, you will have five minutes to speak on the public hearing topic.

5. Action Items.

Subject :	5.01 AB 23214 - SCBA Compressor Replacement - Mr. Winter
Meeting :	Sep 12, 2023 - City Council Meeting - Hybrid (In-Person & Electronic)
Category :	5. Action Items.
Access :	Public
Type :	Action
Dollar Amount :	$72,688.03
Recommended Action :	Motion to allow the fire department to purchase a new SCBA Compressor.

Public Content

Historical Perspective:

The current Self Contained Breathing Apparatus (SCBA) air compressor is 15 years old and has become unrepairable. This is a vital piece of equipment, as it fills all of our SCBA air packs, which are needed at every structure fire. Providing clean breathing air for our first responders is a vital component in our ability to save lives and property while keeping our volunteers and career staff healthy. Currently we have been relying upon the generosity of the City of Walla Walla and Walla Walla Fire Protection District #4 to fill our bottles. Our system failed in

September of last year. We have waited for parts, limped it along for a period of time, and gone through different companies to try and get the system fixed. Last week we finally received the verdict from the manufacture representative that the unit was unrepairable.

We realize this is an unplanned purchase.

Information for Consideration:

The unit we are purchasing is the same unit that the City of Walla Walla researched and purchase this year. They recommend this unit.

We have gotten the quote from Sourcewell which we are members of and fulfills the State requirement for purchasing.

File Attachments

RCWs authorizing cooperative purchasing.pdf (3,427 KB)
QT1735810 RevolveAir Systems Compressor & Fill Station 9.01.23.pdf (15 KB)
Municipal Emergency Contract 040220.pdf (493 KB)

Subject :	5.02 AB 23215 - Authority to Purchase City Fleet Vehicles - Mr. McAndrews
Meeting :	Sep 12, 2023 - City Council Meeting - Hybrid (In-Person & Electronic)
Category :	5. Action Items.
Access :	Public
Type :	Action
Recommended Action :	Motion to approve Resolution No. 23-051 authorizing the City Administrator to make fleet purchases as long as they align with either the 2023-2028 ER&R Plan or the Preliminary 2024-2029 ER&R Plan.

Public Content

Historical Perspective:

Over the past few years state purchasing windows have been short and sometimes non-existent for vehicles.

On multiple occasions the City has not been able to make a vehicle or equipment purchase because staff were delayed waiting for a Council Meeting to get approval.

Recently an ambulance became available but sold before it could go to council for approval.

The City's Fleet Manager has been informed that purchasing for certain vehicles is likely to open in September, but there is no telling for how long.

Information for Consideration:

Waiting for the next available council meeting to get authorization to purchase vehicles that are already planned and budgeted for is likely to result in further delays and may mean important vehicles will not arrive for months or even years.

Certain vehicles like ambulances are being quoted at 500 days out.

Police vehicle leases are ending and replacements are needed. If the City cannot order new vehicles early there is a chance that the leases will expire and leased vehicles will need to be turned in before the City can source replacements.

Authorizing the City Administrator to make these purchasing decisions will expedite the process and will likely result in cost savings to the City.

File Attachments

Ordinance_22-020_ERR_Summary.pdf (641 KB)
2023to2028ERR_EarlyDraft - JG.pdf (124 KB)
Res_No_23-051_Fleet_Purchasing_Authority_2023-9-12.pdf (704 KB)

Subject :	5.03 AB 23216 - Additional Contingency for SW 6th and SW 8th Sidewalk Project - Mr. McAndrews
Meeting :	Sep 12, 2023 - City Council Meeting - Hybrid (In-Person & Electronic)
Category :	5. Action Items.
Access :	Public
Type :	Action
Preferred Date :	Sep 12, 2023
Absolute Date :	Sep 12, 2023
Fiscal Impact :	Yes
Dollar Amount :	$32,000.00
Budgeted :	Yes
Budget Source :	REET 1
Recommended Action :	Motion to authorize additional contingency funds in the amount of $32,000 to be available for the SW 6th and SW 8th Sidewalk Project.

Public Content

Historical Perspective:

Council previously authorized up to $718,000 for the sidewalk project involving SW 6th and SW 8th Streets. CDBG is providing funding for $618,000 of that. The rest is being covered by City funds including some from water reserves for the water valve portion of the project.

The contract with Nelson Construction is for $626,135.42 leaving $91,864.58 for contingency. Through the portion of the project involving SW 6th St there have been several road issues that

have arisen. The City elected to use some contingency funds to cover rebuilding some failed pieces of road and a2" overlay between College Ave and Bade Ave. This change order is costing about $64,000.

The approved 2023-2028 Capital Facility Plan (CFP) included $32,000 for block resurfacing. The original plan was to use that as part of the SE 6th St water main project. The water main project did not receive water funding so that project is on hold.

Information for Consideration:

It would be beneficial to move the $32,000 from the block resurfacing program over to the CDBG SW 6th and SW 8th St sidewalk projects to ensure there is enough contingency to cover the resurfacing and any other minor changes that may come up.

File Attachments

SW 6th and SW 8th Map.jpg (715 KB)

Subject :	5.04 AB 23217 - Acceptance of State Recreation Conservation Office Youth Athletic Facilities Grant for Veterans Park - Mr. Rizzitiello
Meeting :	Sep 12, 2023 - City Council Meeting - Hybrid (In-Person & Electronic)
Category :	5. Action Items.
Access :	Public
Type :	Action
Dollar Amount :	$562,046.00
Budget Source :	50% YAF Grant; 50% Local Match (2024 to 2026)
Recommended Action :	Motion to approve Resolution No 23-052 which authorizes acceptance of Youth Athletic Facility Grant and permits City Administrator to sign necessary documents.

Public Content

Historical Perspective:

The City has been successful in obtaining three State Recreation Conservation Office grants for Lions Park in 2020. Improvements at Veterans Park have been identified in the six-year Capital Facility Plan adopted by City Council since 2020.

Information for Consideration:

This grant requires a 50% local match. Ever since FY 2020, Veterans Park has appeared in the six-year Capital Facility Plan adopted by City Council. The Park, Arbor, and Recreation Board is in full support of improvements at this Park. Improvements include a restroom and a basketball or pickleball court. The Resolution of Support from City Council (Resolution #22-035) was adopted by the City Council during its April 12th, 2022 meeting. The project needs to be wrapped up by end of June 2026.

File Attachments

22-1705 Agreement - Veterans Park Renovation.pdf (305 KB)
IMG_0825.JPG (2,109 KB)
IMG_0827.JPG (2,411 KB)
VeteransParkMap.JPG (122 KB)
Res_No_22-035_RCO_YAF_Veterans_Park_Grant_Support_2022-04-12.pdf (305 KB)
YAF-FactSheet.pdf (341 KB)
Res_No_23-052_Accept_RCO_YAF_Grant_Veterans_Park_2023-9-12.pdf (151 KB)

Subject :	5.05 AB 23218 - Resolution to Support Blue Mountain Community Foundation Discretionary Grant 2023 - Lions Park - Mr. Rizzitiello
Meeting :	Sep 12, 2023 - City Council Meeting - Hybrid (In-Person & Electronic)
Category :	5. Action Items.
Access :	Public
Type :	Action
Dollar Amount :	$20,000.00
Budget Source :	Funds for the project would come from Blue Mountain Community Foundation Grant if awarded.
Recommended Action :	Motion to approve Resolution No. 23-053 in support of Blue Mountain Community Foundation Discretionary Grant Application for College Place Lions Park Renovation.

Public Content

Historical Perspective:

This grant program helps with local regional initiatives and projects.

Information for Consideration:

The City will pursue these funds for the inclusive playground and walking path/exercise trail elements. The City with assistance from Blue Zones is aggressively pursuing any and all grant opportunities due to the impact inflation is having on project costs.

File Attachments

FIG-663-147-FigSIGN-Layout.pdf (1,047 KB)
Final Lions Park flyer.pdf (5,710 KB)
Grant Opportunities _ Blue Mountain Community Foundation.pdf (565 KB)
Res_No_23-053_BMCF_Discretionary_Grant_Support_Lions_Park_2023-9-12.pdf (143 KB)

Subject :	5.06 AB 23219 - Resolution of Support for Economic Development Administration Economic Adjustment Grant for the Construction of Reservoir #4 into the College Place Municipal Water System - Mr. Rizzitiello
Meeting :	Sep 12, 2023 - City Council Meeting - Hybrid (In-Person & Electronic)

Category :	5. Action Items.
Access :	Public
Type :	Action
Dollar Amount :	$15,000,000.00
Budget Source :	$3 million EDA Grant, $3 million Federal CDS Grant, $3 million State Water Grant, $3 million Developer Fees, $3 million Local match
Recommended Action :	Motion to approve Resolution No. 23-054 supporting the City's grant application into the Federal Economic Development Administration Economic Adjustment Program pertaining to the College Place Reservoir #4 Construction Project.

Public Content

Historical Perspective:

The Federal Economic Development Administration has Public Works grant money available for projects that spur economic development. This project is currently under engineering thanks to State Public Works Board dollars. Land is already secured out at the Wastewater Treatment Plant property.

Information for Consideration:

This project is needed for additional water storage/fire flow capacity for areas of the community west of College Avenue. The City will have this water tower engineered by end of the year. The City will aggressively seek outside sources of funding for this project.

File Attachments

Issues Map.pdf (1,082 KB)
Water_Reservoir4_Flier.pdf (247 KB)
Res_No_23-054_EDA_Economic_Adjustment_Grant_for_Reservoir_4_2023-9-12.pdf (193 KB)

Subject :	5.07 AB 23220 - Resolution of Support for Federal Department of Transportation: Neighborhood Access and Equity Planning Grant Program - Mr. Rizzitiello
Meeting :	Sep 12, 2023 - City Council Meeting - Hybrid (In-Person & Electronic)
Category :	5. Action Items.
Access :	Public
Type :	Action
Dollar Amount :	$450,000.00
Budget Source :	80% Federal Grant, 20% Local Match (Can Apply for Waiver)
Recommended Action :	Motion to adopt Resolution No. 23-055 which support's the City's grant application to the Federal Department of

Transportation Neighborhood Access and Equity Planning Grant Program for College Place Sidewalk Planning & Engineering Project.

Public Content

Historical Perspective:

This grant program was created as part of the Federal Inflation Reduction Act in 2022.

Information for Consideration:

The Federal Department of Transportation Neighborhood Access and Equity Grant Programs purpose is to assist economically disadvantaged or underserved communities in planning and construction activities. The purpose of this grant application is to fund planning/engineering for sidewalks on one side of each public roadway in the City. If this is funded, we will go back next year for construction grant dollars.

File Attachments

GIS_Printoutpdf_Transportation_SidewalkGaps.pdf (4,442 KB)
Grant Information Website.pdf (215 KB)
Res_No_23-055_Federal_DOT_Neighborhood_Access_and_Equality_Grant_2023-9-12.pdf (147 KB)

Subject :	5.08 AB 23221 - Resolution of Support for Federal Department of Transportation: Reconnecting Communities Grant - SR 125 Corridor (Myra to College) Planning - Mr. Rizzitiello
Meeting :	Sep 12, 2023 - City Council Meeting - Hybrid (In-Person & Electronic)
Category :	5. Action Items.
Access :	Public
Type :	Action
Dollar Amount :	$100,000.00
Budget Source :	100% Federal DOT Grant
Recommended Action :	Motion to adopt Resolution No. 23-056 which support's the City's grant application to the Federal Department of Transportation Connected Communities Program for SR 125 Corridor (Myra to Old Milton Hwy) Planning Project.

Public Content

Historical Perspective:

This grant program was created as part of the Federal Bipartisan Infrastructure law Legislation in 2021.

Information for Consideration:

This grant program is in its second year at the Federal Department of Transportation. The premise of the program is Reconnecting Communities where divided highways run through them. In the recent past the City has received citizen concerns pertaining to the perceived need for sound walls in certain sections (Just west of Commercial Drive to Larch) and for additional pedestrian crossings via pedestrian bridge or other means. The grant we are applying for would pay for a planning study in which we can have a consultant conduct outreach and recommend treatment options for the corridor that connect communities on both sides yet preserves safety. Resident concerns relayed to the City in past years.

a) Speed along corridor
b) Perceived noise along corridor, requesting sound walls
c) Additional ways for pedestrians to get across corridor to other side (Larch to Tamaurson)

If the study found that improvements are in deed warranted we could submit for an implementation grant after council acceptance of planning study. This program is funded for next five years. The cost match for implementation would be 80% Federal, 20% Local. For this Planning grant we are able to count the Local Road Safety Plan and ADA Transition Plan efforts as the local match which would mean the planning study would be 100% grant funded if awarded. The Washington State Department of Transportation is supportive of such efforts and will be issuing a letter of support.

Grant website is here: https://www.transportation.gov/grants/reconnecting-communities

File Attachments

Map.JPG (203 KB)
RCP Program FY23 Fact Sheet.pdf (186 KB)
Res_No_23-056_Federal_DOT_Reconnecting_Communities_SR125_2023-9-12.pdf (147 KB)

Subject :	5.09 AB 23222 - Acceptance of State Department of Commerce Planning Grant - Mr. Rizzitiello
Meeting :	Sep 12, 2023 - City Council Meeting - Hybrid (In-Person & Electronic)
Category :	5. Action Items.
Access :	Public
Type :	Action
Dollar Amount :	$150,000.00
Budget Source :	State Climate Planning Grant (100%)
Recommended Action :	Motion to approve Resolution No 23-057 which authorizes acceptance of State of Washington Climate Grant and permits City Administrator, Mayor, or designee to sign necessary documents.

Public Content

Historical Perspective:

The State of Washington Legislature enacted 1181 and 5187 which mandates a Climate element to municipal Comprehensive Plans as part of the Growth Management Act.

Information for Consideration:

The City will need to have a Climate element to the next iteration of the Comprehensive Plan. This will help fund that element.

File Attachments

College Place.pdf (240 KB)
23-08-28 Climate-Grant-Instructions - v2 (1).pdf (900 KB)
Res_No_23-057_Accept_State_Climate_Planning_Grant_2023-9-12.pdf (147 KB)

Subject :	5.10 AB 23023 - Multifamily Housing Tax Exemption - Ms. Culwell
Meeting :	Sep 12, 2023 - City Council Meeting - Hybrid (In-Person & Electronic)
Category :	5. Action Items.
Access :	Public
Type :	Action
Recommended Action :	Motion to authorize the Director of Community Development to set Multifamily Housing Tax Exemption administrative fees pursuant to College Place Municipal Code Chapter 3.54 in such amount to reasonably defray the cost to the City to administer the MFTE program.

6. Administrative Reports.

Subject :	6.01 AB 23024 - Transportation Benefit Districts - Mr. Rizzitiello
Meeting :	Sep 12, 2023 - City Council Meeting - Hybrid (In-Person & Electronic)
Category :	6. Administrative Reports.
Access :	Public
Type :	Discussion, Information

Public Content

Historical Perspective:

The College Place City Council adopted Ordinance #17-015 creating a Transportation Benefit District on April 25th, 2017. However, no revenue mechanism was ever adopted. This item was reviewed at the September 5th, 2023 City Council Workshop.

Information for Consideration:

The City recently had Capitol Pavement Services complete a Pavement Management Inventory. It showed a significant backlog of work to be completed. Our gas tax in the last six years has declined due to fuel efficient vehicles. While the City has pursued federal classification of many roads (over 500 vehicles a day) to qualify it for State/Federal grants, a number of local roads exist that due not qualify for the grants. The City has several regional shopping generators in its

city limits where consumers from other locales can help shoulder the cost of the streets such as Walmart, Home Depot, Goodwill, and others. ESSB 5974 adopted by the State legislature in 2022 allows cities to create a 0.1% sales tax councilmanically. The City Utility & Transportation Advisory Commission during its May 2023 meeting voted to recommend to City Council the one tenth of one percent councilmanic sales tax following public outreach.

File Attachments

BOR_CollegePlace_FINAL-2023-02-15.pdf (15,117 KB)
College Place TBD flyer English.pdf (2,187 KB)
College Place TBD flyer Espanol.pdf (2,190 KB)
English Survey.url (0 KB)
ESSB 5974.pdf (35 KB)
GIS_PavementRating_2023_CP_FederallyClassifiedRoads.pdf (3,938 KB)
GIS_PavementRating_2023_LocalRoads.pdf (3,940 KB)
GIS_Transportation_RoadPavementCondition.pdf (3,909 KB)
List-of-Transportation-Benefit-Districts (1).pdf (116 KB)
Ordinance No. 17-015 (2).pdf (386 KB)
Poulsbo_Ordinance.pdf (373 KB)
Spanish Survey.url (0 KB)
Transportation_TBD_Redeux_Powerpoint.pdf (3,535 KB)

7. Informational Reports - None

8. Executive Session - None

9. Closing Items.

Subject :	9.01 Good of the Order?
Meeting :	Sep 12, 2023 - City Council Meeting - Hybrid (In-Person & Electronic)
Category :	9. Closing Items.
Access :	Public
Type :	Discussion, Information
Subject :	9.02 Conclusion - Motion to Conclude the Meeting.
Meeting :	Sep 12, 2023 - City Council Meeting - Hybrid (In-Person & Electronic)
Category :	9. Closing Items.
Access :	Public
Type :	Action
Recommended Action :	Motion to conclude the meeting

City Council Meeting - Hybrid (In-Person & Electronic) (Tuesday, August 22, 2023)
Generated by Sherri St Clair on Tuesday, August 22, 2023

1. Opening Items.

Procedural: 1.01 Call To Order

Mayor Hernández called the meeting to order at 7:00 PM.

Procedural: 1.02 Roll Call

PRESENT:

Mayor -	Norma L. Hernández
Council Members –	Paul Jessup, Michael Cleveland; Tito Espinoza Jr.; Loren Peterson; Heather Schermann; Monica Boyle
Staff-	City Administrator, Michael Rizzitiello; City Attorney, Rea Culwell; Finance Director, Brian Carleton; Public Works Director, Robert McAndrews; Community Development Director, Jon Rickard; Human Resource Manager, Shawn Doering; City Clerk, Sherri St. Clair
Also Present -	
MEMBERS EXCUSED:	Melodie Williams
MEMBERS ABSENT:	

Procedural: 1.03 Pledge of Allegiance

Information: 1.04 Public Comment - None

2. Consent Agenda.

Action (Consent): 2.01 AB 23200 - Approve Agenda for August 22, 2023
Action (Consent), Minutes: 2.02 AB 23201 - Approve Council Minutes from July 25, 2023
Action (Consent), 2.03 Excuse Absence of Council Member Williams
Action (Consent): 2.04 Approve Consent Agenda - Our adopted rules of Parliamentary Procedure, The Standard Code of Parliamentary Procedure, provide for a consent agenda listing several items for approval of the Council by a single motion. Most of the items listed under the consent agenda have gone through previous review either during the budget process, at a workshop, or by subcommittee review and recommendation. Documentation concerning these items has been provided to all Council Members and the public in advance to assure an extensive and thorough review. Items may be removed from the consent agenda at the request of any Council Member.

Council Member Schermann made a motion to approve the consent agenda. Second by Member Boyle and the motion passed 6-0.

3. Presentations. - None

4. Public Hearings. - None

5. Action Items.

Action: 5.01 AB 23202 - Design for College Ave Mid-Block Crosswalk at Post Office -
Mr. McAndrews informed the Council that the City has received several requests to improve the mid-block crossing at the post office on College Ave. The City has received funding through the Washington State Department of Transportation to design and contruct crosswalk safety improvements. The City is requesting to sign an agreement with JUB Engineers to design pedestrian improvements at the crosswalk.

Discussion ensued.

> **Council Member Jessup made a motion to authorize Public Works Director to sign Agreement for Professional Services with JUB Engineers to design pedestrian improvements across College Ave adjacent to the Post Office. Second by Member Espinoza and the motion passed 6-0.**

Action: 5.02 AB 23203 - Contract Amendment to Complete Design of Reservoir 4 and Transmission Main -
Mr. McAndrews informed the Council that JUB Engineers is currently working on the design for the Reservoir 4 project. The City had previously received loan funding to cover 30 percent of the design. Since starting the original design the City has realized a demand for more water. The Washington State Public Works Board has annouced they will offer an additional loan to complete the design of the project. Mr. McAndrews noted that the City would like to align this project with the Mojonnier Road project and Well No. 7 as all of these project tie into each other. In addition, the transmission main need to be installed under Mojonnier Road. The City would like to amend the contract with JUB Engineers to complete 90 percent of the design and assist with bid and award phase services.

Discussion ensued.

> **Council Member Boyle made a motion to authorize Public Works Director to sign contract amendment to the Agreement for Professional Services with JUB Engineers for Reservoir 4 and Transmission Main design. Second by Member Schermann and the motion passed 6-0.**

Action: 5.03 AB 23204 - Huett Property Right-of-Way Acquisition -
Mr. Rickard informed the Council that the City would like to purchase the right-of-way as it is needed to complete the sidewalk improvement from the end of existing 12th Street and it will also allow for an extention of SW 11th Street in the future. The aquisition of this right-of-way will allow the City to connect the existing sidewalk to the Deer Meadows Subdivision.

> **Council Member Schermann made a motion to authorize the City Administrator to proceed with the purchase of right-of-way from Dale E Huett and Susan E Huett, husband and wife. Second by Member Peterson and the motion passed 6-0.**

Action: 5.04 AB 23205 - Salary ordinance update -Public Works Foreman -
Ms. Doering informed the Council that the City had created an Operations Managemer position of which the City promoted the Public Works Foreman to. The Public Works Foreman position was never filled. However, after the retirement of a longtime employee, the Water Utility III is now vacant. Based on the City's current needs, the City would like to fill the Public Works Foreman position rather than the Water Utility III position, to aid in the coordination of tasks and proved guidance to team members

Council Member Cleveland made a motion to approve filling the Public Works Foreman position instead of the Water Utility III position and associated Salary Ordinance 23-009. Second by Member Boyle and the motion passed 6-0.

Action: 5.05 AB 23206 - Repeal of Chapter 8.20 of the College Place City Code regarding Noise regulation -
Ms. Culwell informed the Council that the City's revised its nuisance code in 2021 to include noise regulation. The City recommends repealing Chapter 8.20 which covers noise regulation to avoid confusion by the public and staff.

Council Member Boyle made a motion to approve Ordinance No. 23-010 which repeals Chapter 20 of Title 8 of the College Place City Code. Second by Member Jessup and the motion passed 6-0.

Action: 5.06 AB 23207 - Approval to receive grant from Wildhorse to purchase specialized drone for Police Department -
Mr. Rizzitiello informed the Council that Chief Tomaras applied for a grant through the Wildhorse Casino Foundation to fund the purchase of a thermal drone and was approved for $14,999.00. Four College Place Police Officers are drone certified. The College Place Police Department would like to accept the grant and apply it toward the purchase of a thermal drone.

Discussion ensued.

Council Member Espinoza made a motion to approve the Police Department to receive the $14,999 grant and apply toward a thermal drone to be used for investigations and night operations. Second by Member Schermann and the motion passed 6-0.

6. Administrative Reports. - None

7. Informational Reports.

Information: 7.01 AB 23208 - Recognition - Yard of the month recipients for July 2023 - 408 SE Larch Ave

Information: 7.02 CPPD Monthly Report

Information: 7.03 Community Development Update

8. Executive Session. - None

9. Closing Items.

Discussion, Information: 9.01 Good of the Order?
Council Member Espinoza requested an update on Lions Park. Mr. Rickard provided an update. In addition, Mr. Rickard informed the Council that the City will be bringing a contract amendment to Council regarding Kiwanis Park to add electrical. The City anticipates relocating the Farmers Market to Kiwanis Park for the 2024 season during the Lion's Park construction.

Discussion ensued.

Mayor Hernández requested an update on SW 6th Street. Mr. McAndrews provided Council with an update.

Action: 9.02 Conclusion - Motion to Conclude the Meeting.

Council Member Boyle made a motion to conclude the meeting at 7:44 PM. Second by Member Jessup and with no objection, the meeting concluded.

Approved:

Norma L. Hernández – Mayor

Attest:

Sherri St. Clair – City Clerk

The foregoing minutes are the official record of the City Council meeting that occurred August 22, 2023. Further detail may be obtained by reviewing the actual audio recording made during this session.

City Council Workshop - Hybrid (In-Person & Electronic) (Tuesday, September 5, 2023)
Generated by Sherri St Clair on Tuesday, September 5, 2023

1. Opening Items.

Procedural: 1.01 Call To Order

Mayor Hernández called the workshop to order at 5:31 PM.

Procedural: 1.02 Roll Call

PRESENT:	
Mayor -	Norma L. Hernández
Council Members –	Paul Jessup, Michael Cleveland; Tito Espinoza Jr.; Loren Peterson; Melodie Williams
Staff-	City Administrator, Michael Rizzitiello; Finance Director, Brian Carleton; Deputy Finance Director, DaShari Schmick; City Clerk, Sherri St. Clair
Also Present -	Walla Walla Valley Blue Zones - Emily Brown; Lucinda Richards - Trilogy Recovery; Krista Timm - Walla Walla County Department of Community Health; Basin Disposal - Rebecca Francik
MEMBERS EXCUSED:	Heather Schermann; Monica Boyle
MEMBERS ABSENT:	

Procedural: 1.03 Pledge of Allegiance

Information: 1.04 Public Comment - None

2. Workshop Topics.

Discussion, Information: 2.01 Walla Walla Valley Blue Zones -
Ms. Richards shared a tobacco and nicotine assessment for the Walla Walla Valley and information on youth substance abuse in Walla Walla County. Ms. Timm shared a quick tips guide for tobacco retailers to help avoid youth from nicotine use and addiction. Ms. Timm and Ms. Brown also informed Council that they have created a sticker for retailers that participate in a program for preventing youth nicotine use. Ms Brown informed Council that they would like the City to pass a resolution encouraging businesses to participate in the program to help prevent youth nicotine use.

Discussion ensued.

Discussion, Information: 2.02 Basin Disposal -
Ms. Francik provided an annual report for Basin Disposal in College Place outlining the recycling market overview, residential unlimited service, Basin Disposal's partnership with the City, and contractual rate adjustments. Ms. Francik also provided information clarifying the 32 gallon cart phase out. Ms. Francik informed Council that Basin Disposal would like to know if Council is willing sign an addendum regarding keeping the 32 gallon carts at a subsidized rate or phasing them out.

Discussion ensued.

Discussion, Information: 2.03 Transportation Benefit Districts -
Mr. Rizzitiello gave a presentation on the Transportation Benefit District (TBD). Mr. Rizzitiello provided an overview of what a TBD is, how it works, and informed the Council that the City had adopted an ordinance in 2017 to create a TBD. Mr. Rizzitiello informed the Council that while the City has federally classified many of its roads and can apply for grant funding to maintain these roads, local roads do not qualify for such funding. Adding a one tenth of one percent increase in sales tax will allow the City to collect funds to help maintain local roads.

Discussion ensued.

Discussion, Information: 2.04 Utility Base Rate Charges -
Mr. Carleton informed the Council that utility bills include base and consumption charges in which a current month's base charges are billed with the previous month's consumptions charges. For several reasons, this form of billing is unfavorable and the City has not been able to find a basis for why it has been done this way. Therefore, the City is proposing that this process be changed to make both base and consumption fees be billed for the current month at then end of the month. However, this would mean that the City would not collect the base fee for one month. The City has a sufficient fund balance to cover the cost of not collecting the base fees in order to change the billing process.

Discussion ensued.

Discussion, Information: 2.05 Government Finance 101 -
Mr. Carleton gave a presentation on Government Finance outlining the key differences between government and for profit business accounting, governmental financial statements, generally accepted accounting principals, the basis of accounting, fund accounting, governmental budgeting, and financial transparancy.

Discussin ensued.

Mr. Carleton also presented the 2023 Budget Schedule.

Discussion ensued.

3. Closing Items.

Discussion, Information: 3.01 Good of the Order - None

Procedural: 3.02 Conclusion

Mayor Hernández concluded the workshop to order at 7:46 PM.

Approved:

_____

Norma L. Hernández – Mayor

Attest:

Sherri St. Clair – City Clerk

The foregoing minutes are the official record of the City Council Workshop that occurred September 5, 2023. Further detail may be obtained by reviewing the actual audio recording made during this session.

CITY OF COLLEGE PLACE

PROCLAMATION

OFFICE OF THE MAYOR

WHEREAS, the Constitution of the United States of America is a testament to the resolve of the American people to maintain their rights, liberties and freedoms; and

WHEREAS, President Dwight D. Eisenhower declared the national observance of Constitution Week in 1956; and

WHEREAS, Constitution Week provides the nation with an opportunity to read and reflect on this important document in America's history; and

WHEREAS, the Daughters of the American Revolution, including the Columbia River Chapter, have promoted and encouraged this weeklong commemoration of the Constitution; and

WHEREAS, September 17, 2023 is celebrated as Constitution Day and marks the 236th anniversary of the drafting of the Constitution of the United States of America.

NOW THEREFORE, I, Norma L. Hernández, Mayor of the City of College Place, Washington, do hereby proclaim September 17-23, 2023, as "Constitution Week" for the City of College Place.

Given under my hand and seal as Mayor of the City of College Place, Washington, this 12th day of September, 2023.

_____

Norma L. Hernández, Mayor

RCW 39.34.020

Definitions.

Unless the context clearly requires otherwise, the definitions in this section apply throughout this chapter.

(1) "Public agency" means any agency, political subdivision, or unit of local government of this state including, but not limited to, municipal corporations, quasi municipal corporations, special purpose districts, and local service districts; any agency of the state government; any agency of the United States; any Indian tribe recognized as such by the federal government; and any political subdivision of another state.

(2) "State" means a state of the United States.

(3) "Watershed management partnership" means an interlocal cooperation agreement formed under the authority of RCW 39.34.200.

(4) "WRIA" has the definition in RCW 90.82.020.

[2003 c 327 § 3; 1985 c 33 § 1; 1979 c 36 § 1; 1977 ex.s. c 283 § 13; 1975 1st ex.s. c 115 § 1; 1973 c 34 § 1; 1971 c 33 § 1; 1969 c 88 § 1; 1969 c 40 § 1; 1967 c 239 § 3.]

NOTES:

Finding—Intent—2003 c 327: See note following RCW 39.34.190.

Severability—1977 ex.s. c 283: See note following RCW 28A.310.010.

RCW 39.34.030

Joint powers—Agreements for joint or cooperative action, requisites, effect on responsibilities of component agencies—Joint utilization of architectural or engineering services—Financing of joint projects. *(Effective until January 1, 2022.)*

(1) Any power or powers, privileges or authority exercised or capable of exercise by a public agency of this state may be exercised and enjoyed jointly with any other public agency of this state having the power or powers, privilege or authority, and jointly with any public agency of any other state or of the United States to the extent that laws of such other state or of the United States permit such joint exercise or enjoyment. Any agency of the state government when acting jointly with any public agency may exercise and enjoy all of the powers, privileges and authority conferred by this chapter upon a public agency.

(2) Any two or more public agencies may enter into agreements with one another for joint or cooperative action pursuant to the provisions of this chapter, except that any such joint or cooperative action by public agencies which are educational service districts and/or school districts shall comply with the provisions of RCW 28A.320.080. Appropriate action by ordinance, resolution or otherwise pursuant to law of the governing bodies of the participating public agencies shall be necessary before any such agreement may enter into force.

(3) Any such agreement shall specify the following:

(a) Its duration;

(b) The precise organization, composition and nature of any separate legal or administrative entity created thereby together with the powers delegated thereto, provided such entity may be legally created. Such entity may include a nonprofit corporation organized pursuant to chapter 24.03 or 24.06 RCW whose membership is limited solely to the participating public agencies or a partnership organized pursuant to chapter *25.04 or 25.05 RCW whose partners are limited solely to participating public agencies, or a limited liability company organized under chapter 25.15 RCW whose membership is limited solely to participating public agencies, and the funds of any such corporation, partnership, or limited liability company shall be subject to audit in the manner provided by law for the auditing of public funds;

(c) Its purpose or purposes;

(d) The manner of financing the joint or cooperative undertaking and of establishing and maintaining a budget therefor;

(e) The permissible method or methods to be employed in accomplishing the partial or complete termination of the agreement and for disposing of property upon such partial or complete termination; and

(f) Any other necessary and proper matters.

(4) In the event that the agreement does not establish a separate legal entity to conduct the joint or cooperative undertaking, the agreement shall contain, in addition to provisions specified in subsection (3)(a), (c), (d), (e), and (f) of this section, the following:

(a) Provision for an administrator or a joint board responsible for administering the joint or cooperative undertaking. In the case of a joint board, public agencies that are party to the agreement shall be represented; and

(b) The manner of acquiring, holding and disposing of real and personal property used in the joint or cooperative undertaking. Any joint board is authorized to establish a special fund with a state, county, city, or district treasurer servicing an involved public agency designated "Operating fund of . . . . . joint board."

(5) No agreement made pursuant to this chapter relieves any public agency of any obligation or responsibility imposed upon it by law except that:

(a) To the extent of actual and timely performance thereof by a joint board or other legal or administrative entity created by an agreement made pursuant to this chapter, the performance may be

offered in satisfaction of the obligation or responsibility; and

(b) With respect to one or more public agencies purchasing or otherwise contracting through a bid, proposal, or contract awarded by another public agency or by a group of public agencies, any obligation with respect to competitive bids or proposals that applies to the public agencies involved is satisfied if the public agency or group of public agencies that awarded the bid, proposal, or contract complied with its own statutory requirements and either (i) posted the bid or solicitation notice on a web site established and maintained by a public agency, purchasing cooperative, or similar service provider, for purposes of posting public notice of bid or proposal solicitations, or (ii) provided an access link on the state's web portal to the notice.

(6)(a) Any two or more public agencies may enter into a contract providing for the joint utilization of architectural or engineering services if:

(i) The agency contracting with the architectural or engineering firm complies with the requirements for contracting for such services under chapter 39.80 RCW; and

(ii) The services to be provided to the other agency or agencies are related to, and within the general scope of, the services the architectural or engineering firm was selected to perform.

(b) Any agreement providing for the joint utilization of architectural or engineering services under this subsection must be executed for a scope of work specifically detailed in the agreement and must be entered into prior to commencement of procurement of such services under chapter 39.80 RCW.

(7) Financing of joint projects by agreement shall be as provided by law.

[2019 c 91 § 1; 2015 c 232 § 1; 2009 c 202 § 6. Prior: 2008 c 198 § 2; 2004 c 190 § 1; 1992 c 161 § 4; 1990 c 33 § 568; 1981 c 308 § 2; 1972 ex.s. c 81 § 1; 1967 c 239 § 4.]

NOTES:

***Reviser's note:** Chapter 25.04 RCW was repealed in its entirety by 1998 c 103 § 1308, effective January 1, 1999.

Finding—2008 c 198: "The legislature finds that it is in the public interest for public utility districts to develop renewable energy projects to meet requirements enacted by the people in Initiative Measure No. 937 and goals of diversifying energy resource portfolios. By developing more efficient and cost-effective renewable energy projects, public utility districts will keep power costs as low as possible for their customers. Consolidating and clarifying statutory provisions governing various aspects of public utility district renewable energy project development will reduce planning time and expense to meet these objectives." [2008 c 198 § 1.]

Intent—1992 c 161: See note following RCW 70.44.450.

Purpose—Statutory references—Severability—1990 c 33: See RCW 28A.900.100 through 28A.900.102.

Severability—1981 c 308: See note following RCW 28A.320.080.

Joint operations by municipal corporations or political subdivisions, deposit and control of funds: RCW 43.09.285.

RCW 39.34.030

Joint powers—Agreements for joint or cooperative action, requisites, effect on responsibilities of component agencies—Joint utilization of architectural or

engineering services—Financing of joint projects. ***(Effective January 1, 2022.)***

(1) Any power or powers, privileges or authority exercised or capable of exercise by a public agency of this state may be exercised and enjoyed jointly with any other public agency of this state having the power or powers, privilege or authority, and jointly with any public agency of any other state or of the United States to the extent that laws of such other state or of the United States permit such joint exercise or enjoyment. Any agency of the state government when acting jointly with any public agency may exercise and enjoy all of the powers, privileges and authority conferred by this chapter upon a public agency.

(2) Any two or more public agencies may enter into agreements with one another for joint or cooperative action pursuant to the provisions of this chapter, except that any such joint or cooperative action by public agencies which are educational service districts and/or school districts shall comply with the provisions of RCW **28A.320.080**. Appropriate action by ordinance, resolution or otherwise pursuant to law of the governing bodies of the participating public agencies shall be necessary before any such agreement may enter into force.

(3) Any such agreement shall specify the following:

(a) Its duration;

(b) The precise organization, composition and nature of any separate legal or administrative entity created thereby together with the powers delegated thereto, provided such entity may be legally created. Such entity may include a nonprofit corporation organized pursuant to chapter **24.03A** or **24.06** RCW whose membership is limited solely to the participating public agencies or a partnership organized pursuant to chapter *25.04 or **25.05** RCW whose partners are limited solely to participating public agencies, or a limited liability company organized under chapter **25.15** RCW whose membership is limited solely to participating public agencies, and the funds of any such corporation, partnership, or limited liability company shall be subject to audit in the manner provided by law for the auditing of public funds;

(c) Its purpose or purposes;

(d) The manner of financing the joint or cooperative undertaking and of establishing and maintaining a budget therefor;

(e) The permissible method or methods to be employed in accomplishing the partial or complete termination of the agreement and for disposing of property upon such partial or complete termination; and

(f) Any other necessary and proper matters.

(4) In the event that the agreement does not establish a separate legal entity to conduct the joint or cooperative undertaking, the agreement shall contain, in addition to provisions specified in subsection (3)(a), (c), (d), (e), and (f) of this section, the following:

(a) Provision for an administrator or a joint board responsible for administering the joint or cooperative undertaking. In the case of a joint board, public agencies that are party to the agreement shall be represented; and

(b) The manner of acquiring, holding and disposing of real and personal property used in the joint or cooperative undertaking. Any joint board is authorized to establish a special fund with a state, county, city, or district treasurer servicing an involved public agency designated "Operating fund of . . . . . joint board."

(5) No agreement made pursuant to this chapter relieves any public agency of any obligation or responsibility imposed upon it by law except that:

(a) To the extent of actual and timely performance thereof by a joint board or other legal or administrative entity created by an agreement made pursuant to this chapter, the performance may be offered in satisfaction of the obligation or responsibility; and

(b) With respect to one or more public agencies purchasing or otherwise contracting through a bid, proposal, or contract awarded by another public agency or by a group of public agencies, any obligation with respect to competitive bids or proposals that applies to the public agencies involved is

satisfied if the public agency or group of public agencies that awarded the bid, proposal, or contract complied with its own statutory requirements and either (i) posted the bid or solicitation notice on a website established and maintained by a public agency, purchasing cooperative, or similar service provider, for purposes of posting public notice of bid or proposal solicitations, or (ii) provided an access link on the state's web portal to the notice.

(6)(a) Any two or more public agencies may enter into a contract providing for the joint utilization of architectural or engineering services if:

(i) The agency contracting with the architectural or engineering firm complies with the requirements for contracting for such services under chapter 39.80 RCW; and

(ii) The services to be provided to the other agency or agencies are related to, and within the general scope of, the services the architectural or engineering firm was selected to perform.

(b) Any agreement providing for the joint utilization of architectural or engineering services under this subsection must be executed for a scope of work specifically detailed in the agreement and must be entered into prior to commencement of procurement of such services under chapter 39.80 RCW.

(7) Financing of joint projects by agreement shall be as provided by law.

[2021 c 176 § 5216; 2019 c 91 § 1; 2015 c 232 § 1; 2009 c 202 § 6. Prior: 2008 c 198 § 2; 2004 c 190 § 1; 1992 c 161 § 4; 1990 c 33 § 568; 1981 c 308 § 2; 1972 ex.s. c 81 § 1; 1967 c 239 § 4.]

NOTES:

***Reviser's note:** Chapter 25.04 RCW was repealed in its entirety by 1998 c 103 § 1308, effective January 1, 1999.

Effective date—2021 c 176: See note following RCW 24.03A.005.

Finding—2008 c 198: "The legislature finds that it is in the public interest for public utility districts to develop renewable energy projects to meet requirements enacted by the people in Initiative Measure No. 937 and goals of diversifying energy resource portfolios. By developing more efficient and cost-effective renewable energy projects, public utility districts will keep power costs as low as possible for their customers. Consolidating and clarifying statutory provisions governing various aspects of public utility district renewable energy project development will reduce planning time and expense to meet these objectives." [2008 c 198 § 1.]

Intent—1992 c 161: See note following RCW 70.44.450.

Purpose—Statutory references—Severability—1990 c 33: See RCW 28A.900.100 through 28A.900.102.

Severability—1981 c 308: See note following RCW 28A.320.080.

Joint operations by municipal corporations or political subdivisions, deposit and control of funds: RCW 43.09.285.

RCW 39.34.040

Methods of filing agreements—Status of interstate agreements—Real party in interest—Actions.

Prior to its entry into force, an agreement made pursuant to this chapter shall be filed with the county auditor or, alternatively, listed by subject on a public agency's web site or other electronically retrievable public source. In the event that an agreement entered into pursuant to this chapter is between or among one or more public agencies of this state and one or more public agencies of another state or of the United States the agreement shall have the status of an interstate compact, but in any case or controversy involving performance or interpretation thereof or liability thereunder, the public agencies party thereto shall be real parties in interest and the state may maintain an action to recoup or otherwise make itself whole for any damages or liability which it may incur by reason of being joined as a party therein. Such action shall be maintainable against any public agency or agencies whose default, failure of performance, or other conduct caused or contributed to the incurring of damage or liability by the state.

[**2006 c 32 § 1; 1995 c 22 § 1; 1992 c 161 § 5; 1967 c 239 § 5.**]

NOTES:

Intent—1992 c 161: See note following RCW 70.44.450.

RCW 39.34.050

Duty to submit agreement to jurisdictional state officer or agency.

In the event that an agreement made pursuant to this chapter shall deal in whole or in part with the provision of services or facilities with regard to which an officer or agency of the state government has constitutional or statutory powers of control, the agreement shall, as a condition precedent to its entry into force, be submitted to the state officer or agency having such power of control. The agreement shall be approved or disapproved by the state officer or agency with regard to matters within his, her, or its jurisdiction within ninety days after receipt of the agreement. If a state officer or agency fails to act within the ninety-day time limit, the agreement shall be deemed approved by that state officer or agency.

[1992 c 161 § 6; 1967 c 239 § 6.]

NOTES:

Intent—1992 c 161: See note following RCW 70.44.450.

RCW 39.26.060

Cooperative purchasing.

(1) On behalf of the state, the department may participate in, sponsor, conduct, or administer a cooperative purchasing agreement for the procurement of any goods or services with one or more states, state agencies, local governments, local government agencies, federal agencies, or tribes located in the state, in accordance with an agreement entered into between the participants. The cooperative purchasing may include, but is not limited to, joint or multiparty contracts between the entities, and master contracts or convenience contracts that are made available to other public agencies.

(2) All cooperative purchasing conducted under this chapter must be through contracts awarded through a competitive solicitation process.

[2012 c 224 § 7.]

RCW 39.26.125

Competitive solicitation—Exceptions.

All contracts must be entered into pursuant to competitive solicitation, except for:

(1) Emergency contracts;

(2) Sole source contracts that comply with the provisions of RCW 39.26.140;

(3) Direct buy purchases, as designated by the director. The director shall establish policies to define criteria for direct buy purchases. These criteria may be adjusted to accommodate special market conditions and to promote market diversity for the benefit of the citizens of the state of Washington;

(4) Purchases involving special facilities, services, or market conditions, in which instances of direct negotiation is in the best interest of the state;

(5) Purchases from master contracts established by the department or an agency authorized by the department;

(6) Client services contracts;

(7) Other specific contracts or classes or groups of contracts exempted from the competitive solicitation process when the director determines that a competitive solicitation process is not appropriate or cost-effective;

(8) Off-contract purchases of Washington grown food when such food is not available from Washington sources through an existing contract. However, Washington grown food purchased under this subsection must be of an equivalent or better quality than similar food available through the contract and must be able to be paid from the agency's existing budget. This requirement also applies to purchases and contracts for purchases executed by state agencies, including institutions of higher education as defined in RCW 28B.10.016, under delegated authority granted in accordance with this chapter or under RCW 28B.10.029;

(9) Contracts awarded to companies that furnish a service where the tariff is established by the utilities and transportation commission or other public entity;

(10) Intergovernmental agreements awarded to any governmental entity, whether federal, state, or local and any department, division, or subdivision thereof;

(11) Contracts for services that are necessary to the conduct of collaborative research if the use of a specific contractor is mandated by the funding source as a condition of granting funds;

(12) Contracts for architectural and engineering services as defined in RCW 39.80.020, which shall be entered into under chapter 39.80 RCW;

(13) Contracts for the employment of expert witnesses for the purposes of litigation;

(14) Contracts for bank supervision authorized under RCW 30A.38.040;

(15) Contracts for the purchase of opioid overdose reversal medication authorized under RCW 70.14.170; and

(16) Contracts for investigators awarded by the office of independent investigations as authorized under RCW 43.102.050.

[2021 c 318 § 313; 2021 c 273 § 9; 2012 c 224 § 14.]

NOTES:

Reviser's note: This section was amended by 2021 c 273 § 9 and by 2021 c 318 § 313, each without reference to the other. Both amendments are incorporated in the publication of this section under RCW 1.12.025(2). For rule of construction, see RCW 1.12.025(1).

Finding—Intent—2021 c 318: See note following RCW 43.102.020.

MUNICIPAL EMERGENCY SERVICES

(877) 637-3473

Quote

Quote #	QT1735810
Date	08/31/2023
Expires	09/15/2023
Sales Rep	Oberweiser, Brian
PO #	RevolveAir Systems Compressor & Fill Station
Shipping Method	FedEx Ground
Customer	COLLEGE PLACE FIRE DEPT
Customer #	C61073

Bill To
COLLEGE PLACE FIRE DEPT
629 S COLLEGE AVE
College Place WA 99324
United States

Ship To
COLLEGE PLACE FIRE DEPT
629 S COLLEGE AVE
College Place WA 99324
United States

Item	Alt. Item #	Units	Description	QTY	Unit Price	Amount
RSF-2322A001			Revolveair, StationaryWAutoCascade, 4 bank auto cascade with separate storage, CGA Adapter	1	$18,612.78	$18,612.78
RSC-01036101			6000 psi 5 Stage Compressor 10 Horsepower, 208-230 Volt/ 3 Phase/ 60Hz, CO Dew Point with Cal Kit, English	1	$42,584.32	$42,584.32
RSS-00A44100			No Rack, 4 Bank Auto Cascade, 4 Storage Cylinder HP Hoses, 10 Feet	1	$1,323.21	$1,323.21
Compressor Install			Site survey, install, operate, leak test, train & perform air sample with written report.	1	$2,500.00	$2,500.00

Subtotal	$65,020.31
Shipping Cost	$1,850.00
Tax Total	$5,817.72
Total	$72,688.03

This Quotation is subject to any applicable sales tax and shipping and handling charges that may apply. Tax and shipping charges are considered estimated and will be recalculated at the time of shipment to ensure they take into account the most current information.

All returns must be processed within 30 days of receipt and require a return authorization number and are subject to a restocking fee.

Custom orders are not returnable. Effective tax rate will be applicable at the time of invoice.

QT1735810

DocuSign Envelope ID: DF5613A2-C635-443C-8B5B-EFC6186139E4

Sourcewell

Solicitation Number: RFP #040220

CONTRACT

This Contract is between **Sourcewell,** 202 12th Street Northeast, P.O. Box 219, Staples, MN 56479 (Sourcewell) and **Municipal Emergency Services Inc.**, 12 Turnberry Ln., 2nd Floor, Sandy Hook, CT 06482 (Vendor).

Sourcewell is a State of Minnesota local government agency and service cooperative created under the laws of the State of Minnesota (Minnesota Statutes Section 123A.21) that offers cooperative procurement solutions to its members. Participation is open to all levels of governmental entity, higher education, K-12 education, nonprofit, tribal government, and other public entities located in the United States and Canada.

Vendor desires to contract with Sourcewell to provide equipment, products, or services to Sourcewell and its Members (Members) in the United States only.

1. TERM OF CONTRACT

A. EFFECTIVE DATE. This Contract is effective upon the date of the final signature below.

B. EXPIRATION DATE AND EXTENSION. This Contract expires May 7, 2024, unless it is cancelled sooner pursuant to Article 24. This Contract may be extended up to one additional one-year period upon request of Sourcewell and with written agreement by Vendor.

C. SURVIVAL OF TERMS. Articles 11 through 16 survive the expiration or cancellation of this Contract.

2. EQUIPMENT, PRODUCTS, OR SERVICES

A. EQUIPMENT, PRODUCTS, OR SERVICES. Vendor will provide the Equipment, Products, or Services as stated in its Proposal submitted under the Solicitation Number listed above. Vendor's Equipment, Products, or Services Proposal (Proposal) is attached and incorporated into this Contract.

All Equipment and Products provided under this Contract must be new/current model. Vendor may offer close-out or refurbished Equipment or Products if they are clearly indicated in Vendor's product and pricing list. Unless agreed to by the Member in advance, Equipment or Products must be delivered as operational to the Member's site.

DocuSign Envelope ID: DF5613A2-C635-443C-8B5B-EFC6186139E4

This Contract offers an indefinite quantity of sales, and while substantial volume is anticipated, sales and sales volume are not guaranteed.

B. WARRANTY. Vendor warrants that all Equipment, Products, and Services furnished are free from liens and encumbrances, and are free from defects in design, materials, and workmanship. In addition, Vendor warrants the Equipment, Products, and Services are suitable for and will perform in accordance with the ordinary use for which they are intended. Vendor's dealers and distributors must agree to assist the Member in reaching a resolution in any dispute over warranty terms with the manufacturer. Any manufacturer's warranty that is effective past the expiration of the Vendor's warranty will be passed on to the Member.

C. DEALERS AND DISTRIBUTORS. Upon Contract execution, Vendor will make available to Sourcewell a means to validate or authenticate Vendor's authorized Distributors/Dealers relative to the Equipment, Products, and Services related to this Contract. This list may be updated from time-to-time and is incorporated into this Contract by reference. It is the Vendor's responsibility to ensure Sourcewell receives the most current version of this list.

3. PRICING

All Equipment, Products, or Services under this Contract will be priced as stated in Vendor's Proposal.

Regardless of the payment method chosen by the Member, the total cost associated with any purchase option of the Equipment, Products, or Services must always be disclosed in the pricing quote to the applicable Member at the time of purchase.

When providing pricing quotes to Members, all pricing quoted must reflect a Member's total cost of acquisition. This means that the quoted cost is for delivered Equipment, Products, and Services that are operational for their intended purpose, and includes all costs to the Member's requested delivery location.

A. SHIPPING AND SHIPPING COSTS. All delivered Equipment and Products must be properly packaged. Damaged Equipment and Products may be rejected. If the damage is not readily apparent at the time of delivery, Vendor must permit the Equipment and Products to be returned within a reasonable time at no cost to Sourcewell or its Members. Members reserve the right to inspect the Equipment and Products at a reasonable time after delivery where circumstances or conditions prevent effective inspection of the Equipment and Products at the time of delivery.

Vendor must arrange for and pay for the return shipment on Equipment and Products that arrive in a defective or inoperable condition.

DocuSign Envelope ID: DF5613A2-C635-443C-8B5B-EFC6186139E4

Sourcewell may declare the Vendor in breach of this Contract if the Vendor intentionally delivers substandard or inferior Equipment or Products. In the event of the delivery of nonconforming Equipment and Products, the Member will notify the Vendor as soon as possible and the Vendor will replace nonconforming Equipment and Products with conforming Equipment and Products that are acceptable to the Member.

B. SALES TAX. Each Member is responsible for supplying the Vendor with valid tax-exemption certification(s). When ordering, Members must indicate if it is a tax-exempt entity.

C. HOT LIST PRICING. At any time during this Contract, Vendor may offer a specific selection of Equipment, Products, or Services at discounts greater than those listed in the Contract. When Vendor determines it will offer Hot List Pricing, it must be submitted electronically to Sourcewell in a line-item format. Equipment, Products, or Services may be added or removed from the Hot List at any time through a Sourcewell Price and Product Change Form as defined in Article 4 below.

Hot List program and pricing may also be used to discount and liquidate close-out and discontinued Equipment and Products as long as those close-out and discontinued items are clearly identified as such. Current ordering process and administrative fees apply. Hot List Pricing must be published and made available to all Members.

4. PRODUCT AND PRICING CHANGE REQUESTS

Vendor may request Equipment, Product, or Service changes, additions, or deletions at any time. All requests must be made in writing by submitting a signed Sourcewell Price and Product Change Request Form to the assigned Sourcewell Contract Administrator. This form is available from the assigned Sourcewell Contract Administrator. At a minimum, the request must:

- Identify the applicable Sourcewell contract number
- Clearly specify the requested change
- Provide sufficient detail to justify the requested change
- Individually list all Equipment, Products, or Services affected by the requested change, along with the requested change (e.g., addition, deletion, price change)
- Include a complete restatement of pricing documentation in Microsoft Excel with the effective date of the modified pricing, or product addition or deletion. The new pricing restatement must include all Equipment, Products, and Services offered, even for those items where pricing remains unchanged.

A fully executed Sourcewell Price and Product Request Form will be become an amendment to this Contract and be incorporated by reference.

DocuSign Envelope ID: DF5613A2-C635-443C-8B5B-EFC6186139E4

5. MEMBERSHIP, CONTRACT ACCESS, AND MEMBER REQUIREMENTS

A. MEMBERSHIP. Membership in Sourcewell is open to public and nonprofit entities across the United States and Canada; such as municipal, state/province, K-12 and higher education, tribal government, and other public entities.

The benefits of this Contract should be available to all Members that can legally access the Equipment, Products, or Services under this Contract within the United States. A Member's authority to access this Contract is determined through its cooperative purchasing, interlocal, or joint powers laws. Any entity accessing benefits of this Contract will be considered a Service Member of Sourcewell during such time of access. Vendor understands that a Member's use of this Contract is at the Member's sole convenience and Members reserve the right to obtain like Equipment, Products, or Services from any other source.

Vendor is responsible for familiarizing its sales and service forces with Sourcewell membership requirements and documentation and will encourage potential members to join Sourcewell. Sourcewell reserves the right to add and remove Members to its roster during the term of this Contract.

B. PUBLIC FACILITIES. Vendor's employees may be required to perform work at government-owned facilities, including schools. Vendor's employees and agents must conduct themselves in a professional manner while on the premises, and in accordance with Member policies and procedures, and all applicable laws.

6. MEMBER ORDERING AND PURCHASE ORDERS

A. PURCHASE ORDERS AND PAYMENT. To access the contracted Equipment, Products, or Services under this Contract, Member must clearly indicate to Vendor that it intends to access this Contract; however, order flow and procedure will be developed jointly between Sourcewell and Vendor. Typically a Member will issue a purchase order directly to Vendor. Members may use their own forms for purchase orders, but it should clearly note the applicable Sourcewell contract number. Members will be solely responsible for payment and Sourcewell will have no liability for any unpaid invoice of any Member.

B. ADDITIONAL TERMS AND CONDITIONS. Additional terms and conditions to a purchase order may be negotiated between a Member and Vendor, such as job or industry-specific requirements, legal requirements (such as affirmative action or immigration status requirements), or specific local policy requirements. Any negotiated additional terms and conditions must never be less favorable to the Member than what is contained in Vendor's Proposal.

C. PERFORMANCE BOND. If requested by a Member, Vendor will provide a performance bond that meets the requirements set forth in the Member's purchase order.

DocuSign Envelope ID: DF5613A2-C635-443C-8B5B-EFC6186139E4

D. SPECIALIZED SERVICE REQUIREMENTS. In the event that the Member requires service or specialized performance requirements (such as e-commerce specifications, specialized delivery requirements, or other specifications and requirements) not addressed in this Contract, the Member and the Vendor may enter into a separate, standalone agreement, apart from this Contract. Sourcewell, including its agents and employees, will not be made a party to a claim for breach of such agreement.

E. TERMINATION OF PURCHASE ORDERS. Members may terminate a purchase order, in whole or in part, immediately upon notice to Vendor in the event of any of the following events:

1. The Member fails to receive funding or appropriation from its governing body at levels sufficient to pay for the goods to be purchased;
2. Federal or state laws or regulations prohibit the purchase or change the Member's requirements; or
3. Vendor commits any material breach of this Contract or the additional terms agreed to between the Vendor and a Member.

F. GOVERNING LAW AND VENUE. The governing law and venue for any action related to a Member's purchase order will be determined by the Member making the purchase.

7. CUSTOMER SERVICE

A. PRIMARY ACCOUNT REPRESENTATIVE. Vendor will assign an Account Representative to Sourcewell for this Contract and must provide prompt notice to Sourcewell if that person is changed. The Account Representative will be responsible for:

- Maintenance and management of this Contract;
- Timely response to all Sourcewell and Member inquiries; and
- Business reviews to Sourcewell and Members, if applicable.

B. BUSINESS REVIEWS. Vendor must perform a minimum of one business review with Sourcewell per contract year. The business review will cover sales to members, pricing and contract terms, administrative fees, supply issues, customer issues, and any other necessary information.

8. REPORT ON CONTRACT SALES ACTIVITY AND ADMINISTRATIVE FEE PAYMENT

A. CONTRACT SALES ACTIVITY REPORT. Each calendar quarter, Vendor must provide a contract sales activity report (Report) to the Sourcewell Contract Administrator assigned to this Contract. A Report must be provided regardless of the number or amount of sales during that quarter (i.e., if there are no sales, Vendor must submit a report indicating no sales were made).

DocuSign Envelope ID: DF5613A2-C635-443C-8B5B-EFC6186139E4

The Report must contain the following fields:

- Customer Name (e.g., City of Staples Highway Department);
- Customer Physical Street Address;
- Customer City;
- Customer State;
- Customer Zip Code;
- Customer Contact Name;
- Customer Contact Email Address;
- Customer Contact Telephone Number;
- Sourcewell Assigned Entity/Member Number;
- Item Purchased Description;
- Item Purchased Price;
- Sourcewell Administrative Fee Applied; and
- Date Purchase was invoiced/sale was recognized as revenue by Vendor.

B. ADMINISTRATIVE FEE. In consideration for the support and services provided by Sourcewell, the Vendor will pay an administrative fee to Sourcewell on all Equipment, Products, and Services provided to Members. The Vendor will submit a check payable to Sourcewell for the percentage of administrative fee stated in the Proposal multiplied by the total sales of all Equipment, Products, and Services purchased by Members under this Contract during each calendar quarter. Payments should note the Sourcewell-assigned contract number in the memo and must be mailed to the address above “Attn: Accounts Receivable.” Payments must be received no later than forty-five (45) calendar days after the end of each calendar quarter.

Vendor agrees to cooperate with Sourcewell in auditing transactions under this Contract to ensure that the administrative fee is paid on all items purchased under this Contract.

In the event the Vendor is delinquent in any undisputed administrative fees, Sourcewell reserves the right to cancel this Contract and reject any proposal submitted by the Vendor in any subsequent solicitation. In the event this Contract is cancelled by either party prior to the Contract’s expiration date, the administrative fee payment will be due no more than thirty (30) days from the cancellation date.

9. AUTHORIZED REPRESENTATIVE

Sourcewell's Authorized Representative is its Chief Procurement Officer.

Vendor’s Authorized Representative is the person named in the Vendor’s Proposal. If Vendor’s Authorized Representative changes at any time during this Contract, Vendor must promptly notify Sourcewell in writing.

DocuSign Envelope ID: DF5613A2-C635-443C-8B5B-EFC6186139E4

10. ASSIGNMENT, AMENDMENTS, WAIVER, AND CONTRACT COMPLETE

A. ASSIGNMENT. Neither the Vendor nor Sourcewell may assign or transfer any rights or obligations under this Contract without the prior consent of the parties and a fully executed assignment agreement. Such consent will not be unreasonably withheld.

B. AMENDMENTS. Any amendment to this Contract must be in writing and will not be effective until it has been fully executed by the parties.

C. WAIVER. If either party fails to enforce any provision of this Contract, that failure does not waive the provision or the right to enforce it.

D. CONTRACT COMPLETE. This Contract contains all negotiations and agreements between Sourcewell and Vendor. No other understanding regarding this Contract, whether written or oral, may be used to bind either party.

E. RELATIONSHIP OF THE PARTIES. The relationship of the parties is one of independent contractors, each free to exercise judgment and discretion with regard to the conduct of their respective businesses. This Contract does not create a partnership, joint venture, master-servant, principal-agent, or any other relationship.

11. LIABILITY

Vendor must indemnify, save, and hold Sourcewell and its Members, including their agents and employees, harmless from any claims or causes of action, including attorneys' fees, arising out of the performance of this Contract by the Vendor or its agents or employees; this indemnification includes injury or death to person(s) or property alleged to have been caused by some defect in the Equipment, Products, or Services under this Contract to the extent the Equipment, Product, or Service has been used according to its specifications.

12. AUDITS

Sourcewell reserves the right to review the books, records, documents, and accounting procedures and practices of the Vendor relevant to this Contract for a minimum of six (6) years from the end of this Contract. This clause extends to Members as it relates to business conducted by that Member under this Contract.

13. GOVERNMENT DATA PRACTICES

Vendor and Sourcewell must comply with the Minnesota Government Data Practices Act, Minnesota Statutes Chapter 13, as it applies to all data provided by or provided to Sourcewell under this Contract and as it applies to all data created, collected, received, stored, used, maintained, or disseminated by the Vendor under this Contract.

DocuSign Envelope ID: DF5613A2-C635-443C-8B5B-EFC6186139E4

If the Vendor receives a request to release the data referred to in this article, the Vendor must immediately notify Sourcewell and Sourcewell will assist with how the Vendor should respond to the request.

14. INTELLECTUAL PROPERTY

As applicable, Vendor agrees to indemnify and hold harmless Sourcewell and its Members against any and all suits, claims, judgments, and costs instituted or recovered against Sourcewell or Members by any person on account of the use of any Equipment or Products by Sourcewell or its Members supplied by Vendor in violation of applicable patent or copyright laws.

15. PUBLICITY, MARKETING, AND ENDORSEMENT

A. PUBLICITY. Any publicity regarding the subject matter of this Contract must not be released without prior written approval from the Authorized Representatives. Publicity includes notices, informational pamphlets, press releases, research, reports, signs, and similar public notices prepared by or for the Vendor individually or jointly with others, or any subcontractors, with respect to the program, publications, or services provided resulting from this Contract.

B. MARKETING. Any direct advertising, marketing, or offers with Members must be approved by Sourcewell. Materials should be sent to the Sourcewell Contract Administrator assigned to this Contract.

C. ENDORSEMENT. The Vendor must not claim that Sourcewell endorses its Equipment, Products, or Services.

16. GOVERNING LAW, JURISDICTION, AND VENUE

Minnesota law governs this Contract. Venue for all legal proceedings out of this Contract, or its breach, must be in the appropriate state court in Todd County or federal court in Fergus Falls, Minnesota.

17. FORCE MAJEURE

Neither party to this Contract will be held responsible for delay or default caused by acts of God or other conditions that are beyond that party's reasonable control. A party defaulting under this provision must provide the other party prompt written notice of the default.

18. SEVERABILITY

If any provision of this Contract is found to be illegal, unenforceable, or void then both Sourcewell and Vendor will be relieved of all obligations arising under such provisions. If the

DocuSign Envelope ID: DF5613A2-C635-443C-8B5B-EFC6186139E4

remainder of this Contract is capable of performance, it will not be affected by such declaration or finding and must be fully performed.

19. PERFORMANCE, DEFAULT, AND REMEDIES

A. PERFORMANCE. During the term of this Contract, the parties will monitor performance and address unresolved contract issues as follows:

1. *Notification.* The parties must promptly notify each other of any known dispute and work in good faith to resolve such dispute within a reasonable period of time. If necessary, Sourcewell and the Vendor will jointly develop a short briefing document that describes the issue(s), relevant impact, and positions of both parties.
2. *Escalation.* If parties are unable to resolve the issue in a timely manner, as specified above, either Sourcewell or Vendor may escalate the resolution of the issue to a higher level of management. The Vendor will have thirty (30) calendar days to cure an outstanding issue.
3. *Performance while Dispute is Pending*. Notwithstanding the existence of a dispute, the Vendor must continue without delay to carry out all of its responsibilities under the Contract that are not affected by the dispute. If the Vendor fails to continue without delay to perform its responsibilities under the Contract, in the accomplishment of all undisputed work, any additional costs incurred by Sourcewell and/or its Members as a result of such failure to proceed will be borne by the Vendor.

B. DEFAULT AND REMEDIES. Either of the following constitutes cause to declare this Contract, or any Member order under this Contract, in default:

1. Nonperformance of contractual requirements, or
2. A material breach of any term or condition of this Contract.

Written notice of default and a reasonable opportunity to cure must be issued by the party claiming default. Time allowed for cure will not diminish or eliminate any liability for liquidated or other damages. If the default remains after the opportunity for cure, the non-defaulting party may:

- Exercise any remedy provided by law or equity, or
- Terminate the Contract or any portion thereof, including any orders issued against the Contract.

20. INSURANCE

A. REQUIREMENTS. At its own expense, Vendor must maintain insurance policy(ies) in effect at all times during the performance of this Contract with insurance company(ies) licensed or authorized to do business in the State of Minnesota having an “AM BEST” rating of A- or better, with coverage and limits of insurance not less than the following:

DocuSign Envelope ID: DF5613A2-C635-443C-8B5B-EFC6186139E4

1. *Workers' Compensation and Employer's Liability.*
Workers' Compensation: As required by any applicable law or regulation.
Employer's Liability Insurance: must be provided in amounts not less than listed below:

Minimum limits:
$500,000 each accident for bodily injury by accident
$500,000 policy limit for bodily injury by disease
$500,000 each employee for bodily injury by disease

2. *Commercial General Liability Insurance.* Vendor will maintain insurance covering its operations, with coverage on an occurrence basis, and must be subject to terms no less broad than the Insurance Services Office ("ISO") Commercial General Liability Form CG0001 (2001 or newer edition). At a minimum, coverage must include liability arising from premises, operations, bodily injury and property damage, independent contractors, products-completed operations including construction defect, contractual liability, blanket contractual liability, and personal injury and advertising injury. All required limits, terms and conditions of coverage must be maintained during the term of this Contract.

Minimum Limits:
$1,000,000 each occurrence Bodily Injury and Property Damage
$1,000,000 Personal and Advertising Injury
$2,000,000 aggregate for Products-Completed operations
$2,000,000 general aggregate

3. *Commercial Automobile Liability Insurance.* During the term of this Contract, Vendor will maintain insurance covering all owned, hired, and non-owned automobiles in limits of liability not less than indicated below. The coverage must be subject to terms no less broad than ISO Business Auto Coverage Form CA 0001 (2010 edition or newer).

Minimum Limits:
$1,000,000 each accident, combined single limit

4. *Umbrella Insurance*. During the term of this Contract, Vendor will maintain umbrella coverage over Workers' Compensation, Commercial General Liability, and Commercial Automobile.

Minimum Limits:
$2,000,000

5. *Professional/Technical, Errors and Omissions, and/or Miscellaneous Liability*. During the term of this Contract, Vendor will maintain coverage for all claims the Vendor may become legally obligated to pay resulting from any actual or alleged negligent act, error, or omission related to Vendor's professional services required under this Contract.

Minimum Limits:
$2,000,000 per claim or event

DocuSign Envelope ID: DF5613A2-C635-443C-8B5B-EFC6186139E4

$2,000,000 – annual aggregate

6. *Network Security and Privacy Liability Insurance*. During the term of this Contract, Vendor will maintain coverage for network security and privacy liability. The coverage may be endorsed on another form of liability coverage or written on a standalone policy. The insurance must cover claims which may arise from failure of Vendor's security resulting in, but not limited to, computer attacks, unauthorized access, disclosure of not public data – including but not limited to, confidential or private information, transmission of a computer virus, or denial of service.

Minimum limits:
$2,000,000 per occurrence
$2,000,000 annual aggregate

Failure of Vendor to maintain the required insurance will constitute a material breach entitling Sourcewell to immediately terminate this Contract for default.

B. CERTIFICATES OF INSURANCE. Prior to commencing under this Contract, Vendor must furnish to Sourcewell a certificate of insurance, as evidence of the insurance required under this Contract. Prior to expiration of the policy(ies), renewal certificates must be mailed to Sourcewell, 202 12th Street Northeast, P.O. Box 219, Staples, MN 56479 or sent to the Sourcewell Contract Administrator assigned to this Contract. The certificates must be signed by a person authorized by the insurer(s) to bind coverage on their behalf. All policies must include there will be no cancellation, suspension, non-renewal, or reduction of coverage without thirty (30) days' prior written notice to the Vendor.

Upon request, Vendor must provide to Sourcewell copies of applicable policies and endorsements, within ten (10) days of a request. Failure to request certificates of insurance by Sourcewell, or failure of Vendor to provide certificates of insurance, in no way limits or relieves Vendor of its duties and responsibilities in this Contract.

C. ADDITIONAL INSURED ENDORSEMENT AND PRIMARY AND NON-CONTRIBUTORY INSURANCE CLAUSE. Vendor agrees to name Sourcewell and its Members, including their officers, agents, and employees, as an additional insured under the Vendor's commercial general liability insurance policy with respect to liability arising out of activities, "operations," or "work" performed by or on behalf of Vendor, and products and completed operations of Vendor. The policy provision(s) or endorsement(s) must further provide that coverage is primary and not excess over or contributory with any other valid, applicable, and collectible insurance or self-insurance in force for the additional insureds.

D. WAIVER OF SUBROGATION. Vendor waives and must require (by endorsement or otherwise) all its insurers to waive subrogation rights against Sourcewell and other additional insureds for losses paid under the insurance policies required by this Contract or other insurance applicable to the Vendor or its subcontractors. The waiver must apply to all deductibles and/or self-insured retentions applicable to the required or any other insurance

DocuSign Envelope ID: DF5613A2-C635-443C-8B5B-EFC6186139E4

maintained by the Vendor or its subcontractors. Where permitted by law, Vendor must require similar written express waivers of subrogation and insurance clauses from each of its subcontractors.

E. UMBRELLA/EXCESS LIABILITY. The limits required by this Contract can be met by either providing a primary policy or in combination with umbrella/excess liability policy(ies).

F. SELF-INSURED RETENTIONS. Any self-insured retention in excess of $10,000 is subject to Sourcewell's approval.

21. COMPLIANCE

A. LAWS AND REGULATIONS. All Equipment, Products, or Services provided under this Contract must comply fully with applicable federal laws and regulations, and with the laws in the states and provinces in which the Equipment, Products, or Services are sold.

B. LICENSES. Vendor must maintain a valid status on all required federal, state, and local licenses, bonds, and permits required for the operation of the business that the Vendor conducts with Sourcewell and Members.

22. BANKRUPTCY, DEBARMENT, OR SUSPENSION CERTIFICATION

Vendor certifies and warrants that it is not in bankruptcy or that it has previously disclosed in writing certain information to Sourcewell related to bankruptcy actions. If at any time during this Contract Vendor declares bankruptcy, Vendor must immediately notify Sourcewell in writing.

Vendor certifies and warrants that neither it nor its principals are presently debarred, suspended, proposed for debarment, declared ineligible, or voluntarily excluded from programs operated by the State of Minnesota, the United States federal government, or any Member. Vendor certifies and warrants that neither it nor its principals have been convicted of a criminal offense related to the subject matter of this Contract. Vendor further warrants that it will provide immediate written notice to Sourcewell if this certification changes at any time.

23. PROVISIONS FOR NON-UNITED STATES FEDERAL ENTITY PROCUREMENTS UNDER UNITED STATES FEDERAL AWARDS OR OTHER AWARDS

Members that use United States federal grant or FEMA funds to purchase goods or services from this Contract may be subject to additional requirements including the procurement standards of the Uniform Administrative Requirements, Cost Principles and Audit Requirements for Federal Awards, 2 C.F.R. § 200. Members may also require additional requirements based on specific funding specifications. Within this Article, all references to "federal" should be interpreted to mean the United States federal government. The following list only applies when

DocuSign Envelope ID: DF5613A2-C635-443C-8B5B-EFC6186139E4

a Member accesses Vendor's Equipment, Products, or Services with United States federal funds.

A. EQUAL EMPLOYMENT OPPORTUNITY. Except as otherwise provided under 41 C.F.R. § 60, all contracts that meet the definition of "federally assisted construction contract" in 41 C.F.R. § 60-1.3 must include the equal opportunity clause provided under 41 C.F.R. §60-1.4(b), in accordance with Executive Order 11246, "Equal Employment Opportunity" (30 FR 12319, 12935, 3 C.F.R. §, 1964-1965 Comp., p. 339), as amended by Executive Order 11375, "Amending Executive Order 11246 Relating to Equal Employment Opportunity," and implementing regulations at 41 C.F.R. § 60, "Office of Federal Contract Compliance Programs, Equal Employment Opportunity, Department of Labor." The equal opportunity clause is incorporated herein by reference.

B. DAVIS-BACON ACT, AS AMENDED (40 U.S.C. § 3141-3148). When required by federal program legislation, all prime construction contracts in excess of $2,000 awarded by non-federal entities must include a provision for compliance with the Davis-Bacon Act (40 U.S.C. § 3141-3144, and 3146-3148) as supplemented by Department of Labor regulations (29 C.F.R. § 5, "Labor Standards Provisions Applicable to Contracts Covering Federally Financed and Assisted Construction"). In accordance with the statute, contractors must be required to pay wages to laborers and mechanics at a rate not less than the prevailing wages specified in a wage determination made by the Secretary of Labor. In addition, contractors must be required to pay wages not less than once a week. The non-federal entity must place a copy of the current prevailing wage determination issued by the Department of Labor in each solicitation. The decision to award a contract or subcontract must be conditioned upon the acceptance of the wage determination. The non-federal entity must report all suspected or reported violations to the federal awarding agency. The contracts must also include a provision for compliance with the Copeland "Anti-Kickback" Act (40 U.S.C. § 3145), as supplemented by Department of Labor regulations (29 C.F.R. § 3, "Contractors and Subcontractors on Public Building or Public Work Financed in Whole or in Part by Loans or Grants from the United States"). The Act provides that each contractor or subrecipient must be prohibited from inducing, by any means, any person employed in the construction, completion, or repair of public work, to give up any part of the compensation to which he or she is otherwise entitled. The non-federal entity must report all suspected or reported violations to the federal awarding agency. Vendor must be in compliance with all applicable Davis-Bacon Act provisions.

C. CONTRACT WORK HOURS AND SAFETY STANDARDS ACT (40 U.S.C. § 3701-3708). Where applicable, all contracts awarded by the non-federal entity in excess of $100,000 that involve the employment of mechanics or laborers must include a provision for compliance with 40 U.S.C. § 3702 and 3704, as supplemented by Department of Labor regulations (29 C.F.R. § 5). Under 40 U.S.C. § 3702 of the Act, each contractor must be required to compute the wages of every mechanic and laborer on the basis of a standard work week of 40 hours. Work in excess of the standard work week is permissible provided that the worker is compensated at a rate of not less than one and a half times the basic rate of pay for all hours worked in excess of 40 hours in the work week. The requirements of 40 U.S.C. § 3704 are applicable to construction

DocuSign Envelope ID: DF5613A2-C635-443C-8B5B-EFC6186139E4

work and provide that no laborer or mechanic must be required to work in surroundings or under working conditions which are unsanitary, hazardous or dangerous. These requirements do not apply to the purchases of supplies or materials or articles ordinarily available on the open market, or contracts for transportation or transmission of intelligence. This provision is hereby incorporated by reference into this Contract. Vendor certifies that during the term of an award for all contracts by Sourcewell resulting from this procurement process, Vendor must comply with applicable requirements as referenced above.

D. RIGHTS TO INVENTIONS MADE UNDER A CONTRACT OR AGREEMENT. If the federal award meets the definition of "funding agreement" under 37 C.F.R. § 401.2(a) and the recipient or subrecipient wishes to enter into a contract with a small business firm or nonprofit organization regarding the substitution of parties, assignment or performance of experimental, developmental, or research work under that "funding agreement," the recipient or subrecipient must comply with the requirements of 37 C.F.R. § 401, "Rights to Inventions Made by Nonprofit Organizations and Small Business Firms Under Government Grants, Contracts and Cooperative Agreements," and any implementing regulations issued by the awarding agency. Vendor certifies that during the term of an award for all contracts by Sourcewell resulting from this procurement process, Vendor must comply with applicable requirements as referenced above.

E. CLEAN AIR ACT (42 U.S.C. § 7401-7671Q.) AND THE FEDERAL WATER POLLUTION CONTROL ACT (33 U.S.C. § 1251-1387). Contracts and subgrants of amounts in excess of $150,000 require the non-federal award to agree to comply with all applicable standards, orders or regulations issued pursuant to the Clean Air Act (42 U.S.C. § 7401- 7671q) and the Federal Water Pollution Control Act as amended (33 U.S.C. § 1251- 1387). Violations must be reported to the Federal awarding agency and the Regional Office of the Environmental Protection Agency (EPA). Vendor certifies that during the term of this Contract will comply with applicable requirements as referenced above.

F. DEBARMENT AND SUSPENSION (EXECUTIVE ORDERS 12549 AND 12689). A contract award (see 2 C.F.R. § 180.220) must not be made to parties listed on the government wide exclusions in the System for Award Management (SAM), in accordance with the OMB guidelines at 2 C.F.R. §180 that implement Executive Orders 12549 (3 C.F.R. § 1986 Comp., p. 189) and 12689 (3 C.F.R. § 1989 Comp., p. 235), "Debarment and Suspension." SAM Exclusions contains the names of parties debarred, suspended, or otherwise excluded by agencies, as well as parties declared ineligible under statutory or regulatory authority other than Executive Order 12549. Vendor certifies that neither it nor its principals are presently debarred, suspended, proposed for debarment, declared ineligible, or voluntarily excluded from participation by any federal department or agency.

G. BYRD ANTI-LOBBYING AMENDMENT, AS AMENDED (31 U.S.C. § 1352). Vendors must file any required certifications. Vendors must not have used federal appropriated funds to pay any person or organization for influencing or attempting to influence an officer or employee of any agency, a member of Congress, officer or employee of Congress, or an employee of a member of Congress in connection with obtaining any federal contract, grant, or any other award

DocuSign Envelope ID: DF5613A2-C635-443C-8B5B-EFC6186139E4

covered by 31 U.S.C. § 1352. Vendors must disclose any lobbying with non-federal funds that takes place in connection with obtaining any federal award. Such disclosures are forwarded from tier to tier up to the non-federal award. Vendors must file all certifications and disclosures required by, and otherwise comply with, the Byrd Anti-Lobbying Amendment (31 U.S.C. § 1352).

H. RECORD RETENTION REQUIREMENTS. To the extent applicable, Vendor must comply with the record retention requirements detailed in 2 C.F.R. § 200.333. The Vendor further certifies that it will retain all records as required by 2 C.F.R. § 200.333 for a period of three (3) years after grantees or subgrantees submit final expenditure reports or quarterly or annual financial reports, as applicable, and all other pending matters are closed.

I. ENERGY POLICY AND CONSERVATION ACT COMPLIANCE. To the extent applicable, Vendor must comply with the mandatory standards and policies relating to energy efficiency which are contained in the state energy conservation plan issued in compliance with the Energy Policy and Conservation Act.

J. BUY AMERICAN PROVISIONS COMPLIANCE. To the extent applicable, Vendor must comply with all applicable provisions of the Buy American Act. Purchases made in accordance with the Buy American Act must follow the applicable procurement rules calling for free and open competition.

K. ACCESS TO RECORDS (2 C.F.R. § 200.336). Vendor agrees that duly authorized representatives of a federal agency must have access to any books, documents, papers and records of Vendor that are directly pertinent to Vendor's discharge of its obligations under this Contract for the purpose of making audits, examinations, excerpts, and transcriptions. The right also includes timely and reasonable access to Vendor's personnel for the purpose of interview and discussion relating to such documents.

L. PROCUREMENT OF RECOVERED MATERIALS (2 C.F.R. § 200.322). A non-federal entity that is a state agency or agency of a political subdivision of a state and its contractors must comply with Section 6002 of the Solid Waste Disposal Act, as amended by the Resource Conservation and Recovery Act. The requirements of Section 6002 include procuring only items designated in guidelines of the Environmental Protection Agency (EPA) at 40 C.F.R. § 247 that contain the highest percentage of recovered materials practicable, consistent with maintaining a satisfactory level of competition, where the purchase price of the item exceeds $10,000 or the value of the quantity acquired during the preceding fiscal year exceeded $10,000; procuring solid waste management services in a manner that maximizes energy and resource recovery; and establishing an affirmative procurement program for procurement of recovered materials identified in the EPA guidelines.

DocuSign Envelope ID: DF5613A2-C635-443C-8B5B-EFC6186139E4

24. CANCELLATION

Sourcewell or Vendor may cancel this Contract at any time, with or without cause, upon sixty (60) days' written notice to the other party. However, Sourcewell may cancel this Contract immediately upon discovery of a material defect in any certification made in Vendor's Proposal. Termination of this Contract does not relieve either party of financial, product, or service obligations incurred or accrued prior to termination.

Sourcewell

By: DocuSigned by: Jeremy Schwartz C0FD2A139D06489...
Jeremy Schwartz
Title: Director of Operations & Procurement/CPO

Date: 5/5/2020 | 4:59 PM CDT

Approved:
By: DocuSigned by: Chad Coauette 7E42B8F817A64CC...
Chad Coauette
Title: Executive Director/CEO

Date: 5/5/2020 | 5:13 PM CDT

Municipal Emergency Services Inc.

By: DocuSigned by: Seth Cosans BEDE7B96DF184BB...
Seth Cosans
Title: Contract Administrator

Date: 5/5/2020 | 5:10 PM CDT

RFP 040220 - Firefighting Equipment and Rescue Tools with Related Supplies and Accessories

Vendor Details

Company Name:	Municipal Emergency Services Inc
Does your company conduct business under any other name? If yes, please state:	Lawmen Supply Company of New Jersey Inc.
Address:	12 Turnberry Ln 2nd Floor Sandy Hook, CT 06482
Contact:	Seth Cosans
Email:	seth.cosans@mesfire.com
Phone:	410-960-2600
Fax:	410-960-2600
HST#:	651051374

Submission Details

Created On:	Tuesday March 17, 2020 14:42:29
Submitted On:	Tuesday March 31, 2020 13:31:19
Submitted By:	Seth Cosans
Email:	seth.cosans@mesfire.com
Transaction #:	7c771148-545f-4664-bab8-9fd382eb0216
Submitter's IP Address:	173.49.115.251

Specifications

Table 1: Proposer Identity & Authorized Representatives

General Instructions (applies to all Tables) Sourcewell prefers a brief but thorough response to each question. Please do not merely attach additional documents to your response without also providing a substantive response. Do not leave answers blank; mark “NA” if the question does not apply to you (preferably with an explanation).

Line Item	Question	Response *	
1	Proposer Legal Name (and applicable d/b/a, if any):	Municipal Emergency Services Inc.	*
2	Proposer Address:	12 Turnberry Ln 2nd Floor Sandy Hook, CT,06482	*
3	Proposer website address:	www.mesfire.com	*
4	Proposer's Authorized Representative (name, title, address, email address & phone) (The representative must have authority to sign the “Proposer’s Assurance of Compliance” on behalf of the Proposer and, in the event of award, will be expected to execute the resulting contract):	Seth Cosans Contract Administrator seth.cosans@mesfire.com 410-960-2600	*
5	Proposer's primary contact for this proposal (name, title, address, email address & phone):	Seth Cosans Contract Administrator seth.cosans@mesfire.com 410-960-2600	*
6	Proposer's other contacts for this proposal, if any (name, title, address, email address & phone):	David Mooney Regional Vice President dmooney@mesfire.com 360-953-7773	

Table 2: Company Information and Financial Strength

Line Item	Question	Response *	
7	Provide a brief history of your company, including your company’s core values, business philosophy, and industry longevity related to the requested equipment, products or services.	Municipal Emergency Services was established in October of 2000. MES/Lawmen Supply Company is a national full-line first responder and public safety distributor in the US. We represent, stock and distribute over 60,000 thousand products from over 2000 manufacturers. We currently have over 180 outside sales reps, 100 mobile service technicians, as well as dedicated inside sales staff and customer service representatives, and over 16 warehouse locations across the United States. In 2012 MES acquired Lawmen Supply. This merger gives the company the unique ability to serve all first responders and public safety officials on a national level. MES/Lawmen annual sales are in excess of $200MM and the majority of our sales are for fulfillment of contracts and purchases to local, state and federal first responder and public safety organizations. We are a financially stable company with an excellent reputation with our customers and suppliers. What makes MES/Lawmen distinctive is our national presence. Our size, number of sales representatives, service technicians, strategic warehouse locations and geographic coverage positions us to provide superior products and customer service to fire and public safety departments on a national level as no other sales and service distributor can provide.	*

8	Provide a detailed description of the products and services that you are offering in your proposal.	MES represents the best manufactures for first responder and public safety products in our industry including but not limited to Firefighting Equipment and Rescue Tools with Related Supplies and Accessories to include: equipment, tools, supplies, and accessories used for all types of fire and rescue service, including structural firefighting, wildland firefighting, technical rescue, aircraft rescue, HazMat, and EMS, including, but not limited to: Firefighting water flow equipment including hoses, adaptors, monitors, nozzles, valves, racks, rollers, and wrenches, Fire pumps including skid units, portable pumps, compressed air foam systems, Firefighting suppression, retardant, and extinguishing agents including foam, dry chemicals, concentrates, Firefighting attack and rescue tools including ventilation systems, forcible entry tools, thermal imaging equipment, saws, axes, and Halligan bars, Extrication tools including sledges, rams, cutters, spreaders, drills, lifting bags, cushions, combo tools, and rapid stabilization struts, Technical, vertical, trench, and confined space rescue equipment including cribbing, rope, webbing, pulleys and descenders, and rescue bags, Hazardous material equipment including gas detection and monitoring equipment, HazMat suits, decontamination equipment, and staging kits, Related tools and accessories including bags, goggles, straps, flashlights, decals, and badges	*
9	What are your company's expectations in the event of an award?	MES's expectations upon an award from Sourewell is to update our sales force on the new contract vehicle for which the membership would have access and to roll out to that membership the same level of service that MES provides to all of our agencies everyday many of which are already members. Providing another wonderful way for customers to achieve their missions and for MES to help them reach each solution with the best value that we provide in the way we service all of our markets nation wide.	*
10	Demonstrate your financial strength and stability with meaningful data. This could include such items as financial statements, SEC filings, credit and bond ratings, letters of credit, and detailed reference letters. Upload supporting documents (as applicable) in the document upload section of your response.	MES is attaching a bank reference letter as well as audited financials from 2018 to show how stable and strong we are and have continued to grow.	*
11	What is your US market share for the solutions that you are proposing?	MES represents 25% market share nationwide and has been working to grow with great contracts like Sourcewell provides.	*
12	What is your Canadian market share, if any?	N/A	*
13	Has your business ever petitioned for bankruptcy protection? If so, explain in detail.	No	*
14	How is your organization best described: is it a manufacturer, a distributor/dealer/reseller, or a service provider? Answer whichever question (either a) or b) just below) best applies to your organization. a) If your company is best described as a distributor/dealer/reseller (or similar entity), provide your written authorization to act as a distributor/dealer/reseller for the manufacturer of the products proposed in this RFP. If applicable, is your dealer network independent or company owned? b) If your company is best described as a manufacturer or service provider, describe your relationship with your sales and service force and with your dealer network in delivering the products and services proposed in this RFP. Are these individuals your employees, or the employees of a third party?	MES is an authorized distributor reseller and service provider for the manufactures we represent nationwide with the exception a few areas. We do this all with our own company owned sales and service teams working closely with the manufactures we represent without any other network outsourcing. MES is an industry leader for both sales and service.	*
15	If applicable, provide a detailed explanation outlining the licenses and certifications that are both required to be held, and actually held, by your organization (including third parties and subcontractors that you use) in pursuit of the business contemplated by this RFP.	MES sales force experience is second to none in the public safety industry. They are trained and have the experience to size agencies for turnout gear and many other types of gear including body armor.. They are knowledgeable subject matter specialists concerning NFPA standards for turnout gear and SCBA certifications standards as they are changing. Our Service technicians are certified to evaluate test repair and work on 3M/Scott Safety SCBA systems and various other Air supply compressors and components that support 3M Scott SCBA's. MES is one of only very few Five Star certified 3M Scott National Service groups.	*
16	Provide all "Suspension or Debarment" information that has applied to your organization during the past ten years.	N/A	*
17	Within this RFP category there may be subcategories of solutions. List subcategory titles that best describe your products and services.	N/A	*

Table 3: Industry Recognition & Marketplace Success

Line Item	Question	Response *	
18	Describe any relevant industry awards or recognition that your company has received in the past five years	As mentioned in another section MES is only one of a very few that is a 3m/Scott Safety Five Star Safety certified group and we are very proud of this. To achieve this as a distributor you must have certified technicians, mobile and stocking service locations and maintain certain standards for excellence for which MES has for many years.	*
19	What percentage of your sales are to the governmental sector in the past three years	95% of MES business is and has been to government. Local Towns, County, and State government agencies which are the bulk of our business. MES does sell to some contractors that service certain aspects of the safety market however that is a smaller part.	*
20	What percentage of your sales are to the education sector in the past three years	Less than 2%. MES does sell to some public safety groups that have security police forces or fire rescue training academies however those purchases are still not a bulk of our overall business.	*
21	List any state or cooperative purchasing contracts that you hold. What is the annual sales volume for each of these contracts over the past three years?	MES NPPGov Contracts the last three years sold $56,194,974.17. NY HIRE Contract the last three years sold $18,874,155.57. NJ State Contract the last three years sold $27,572,071.00.	*
22	List any GSA contracts that you hold. What is the annual sales volume for each of these contracts over the past three years?	MES has a GSA contract. Last three years total sales $14,837.00. MES's GSA contract has no COOP provision so no agency other than Federal or Military can purchase from that contract. It is also very limited and does not offer the same products requested within this RFP.	*

Table 4: References/Testimonials

Line Item 23. Supply reference information from three customers who are eligible for Sourcewell membership.

Entity Name *	Contact Name *	Phone Number *	
Los Angeles City Fire Department	Assistant Chief Wade White	213-703-4504	*
West Metro Fire and Rescue	Fire Chief Don Lombardi	303-989-4307	*
City of Aurora Fire-Rescue Department	Deputy Chief of Operations Stephen McInerny II	303-326-8889	*

Table 5: Top Five Government or Education Customers

Line Item 24. Provide a list of your top five government, education, or non-profit customers (entity name is optional), including entity type, the state or province the entity is located in, scope of the project(s), size of transaction(s), and dollar volumes from the past three years.

Entity Name	Entity Type *	State / Province *	Scope of Work *	Size of Transactions *	Dollar Volume Past Three Years *	
Miami Dade Fire Rescue	Government	Florida - FL	Fire Rescue PPE and Service	$78,499.00 avg	$6,986,426.25	*
San Diego Fire	Government	California - CA	Fire Rescue PPE and Service	$ 48,997.00 avg	$6,516,619.15	*
L.A. Co Fire	Government	California - CA	Fire Rescue PPE and Service	$38,882.00 avg	$6,415,498.09	*
Sacramento Metro Fire	Government	California - CA	Fire Rescue PPE and Service	$52,477.00 avg	$6,402,231.76	*
Houston Fire	Government	Texas - TX	Fire Rescue PPE and Service	$41,346.00 avg	$6,367,298.70	*

Table 6: Ability to Sell and Deliver Service

Describe your company's capability to meet the needs of Sourcewell Members across the US, and Canada if applicable.Your response should address in detail at least the following areas: locations of your network of sales and service providers, the number of workers (full-time equivalents) involved in each sector, whether these workers are your direct employees (or employees of a third party), and any overlap between the sales and service functions.

Line Item	Question	Response *	
25	Sales force.	Municipal Emergency Services has a sales force of approximately 180 sales representatives in the field across the United States. This sales force is backed up by skilled inside regional office support throughout the USA to process sales orders, purchase orders with manufacturers and support customers.	*
26	Dealer network or other distribution methods.	Municipal Emergency Services is the distributor/dealer for the products proposed.	*
27	Service force.	Municipal Emergency Services has a mobile service force of approximately 100 service technicians fully trained and certified by the manufacturer.	*
28	Describe in detail the process and procedure of your customer service program, if applicable. Include your response-time capabilities and commitments, as well as any incentives that help your providers meet your stated service goals or promises.	Municipal Emergency Services has 30+ customer service representatives to assist sales representatives and service technicians with order placing, job scheduling and followup. It is a company initiative that a response to an inquiry is made the same business day whenever possible and no later than the next business day.	*
29	Identify any geographic areas of the United States or Canada that you will NOT be fully serving through the proposed contract.	MES will not be providing any coverage to Canada. MES distribution agreements are for the USA and that is where we have sales, service and customer service staff to maintain the market in the USA.MES covers 44 states so there are only a few areas in the USA MES does not have sales coverage. Maine, Rhode Island, Kentucky, Michigan, Wisconsin, and North Dakota.	*
30	Identify any Sourcewell Member sectors (i.e., government, education, not-for-profit) that you will NOT be fully serving through the proposed contract. Explain in detail. For example, does your company have only a regional presence, or do other cooperative purchasing contracts limit your ability to promote another contract?	MES has a nationwide presence and coverage with sales force across the bulk of the states as well as strategically placed warehouses and service stations to support orders and service related work.	*
31	Define any specific contract requirements or restrictions that would apply to our Members in Hawaii and Alaska and in US Territories.	Shipping for large, bulky or heavy items MES will quote as needed separately. From time to time MES may include shipping as added discount at no charge. When MES ships from our warehouses to get products to customers quickly shipping may be added and at other times drop shipments may have shipping included no charge due to shipping terms with manufacture's. Whatever the fairest and most equitable shipping situation MES will present to each order. Hawaii and Alaska orders shipping will be quoted as stated. MES will present these shipping terms at time of each quote. This would apply to all US Territories.	*

Table 7: Marketing Plan

Line Item	Question	Response *	
32	Describe your marketing strategy for promoting this contract opportunity. Upload representative samples of your marketing materials (if applicable) in the document upload section of your response.	Municipal Emergency Services is very familiar with promoting contracts. As the largest supplier of First Responder Equipment in the US, we recognize the value of contracts and the time and money that can be saved by agencies not having to go to bid and still receive the items they specify as a solution for their entity from contracts. Additionally MES has implemented an outbound call center (Sales Development Team) that is tasked with reaching out to customers to make them aware of new products, services, etc. Promoting a new contract would fit nicely in this team's scope of work.	*
33	Describe your use of technology and digital data (e.g., social media, metadata usage) to enhance marketing effectiveness.	Municipal Emergency Services has a marketing team that handles our print, digital and social media marketing campaigns. Content is regularly created and posted to our approximately 100,000 followers made up of customers and industry professionals.	*
34	In your view, what is Sourcewell's role in promoting contracts arising out of this RFP? How will you integrate a Sourcewell-awarded contract into your sales process?	Promotion from Sourcewell in concert with MES would be very important to all its membership. Sourcewell brings significant municipal contract experience and coupled with MES's national relationships would be powerful. Our sales staff is well versed in contracts of this type and their importance so integration into our program would be seamless.	*
35	Are your products or services available through an e-procurement ordering process? If so, describe your e-procurement system and how governmental and educational customers have used it.	Municipal Emergency Services has several e-procurement process options and order type and expected frequency would play a role in deciding which of these platforms are appropriate. As examples we have a normal e-commerce website in which members could be given a code to unlock discounts on specific items. We have a custom web store that specific department approved items can be populated and access for procurement granted to as many or few individuals as an agency deems appropriate. There is also dynamic quoting which is similar to the custom website but designed for a smaller number of items that are ordered in high volume. Of course we have the traditional method of ordering where a member can email and call the sales representative or office directly and place an order.	*

Table 8: Value-Added Attributes

Line Item	Question	Response *	
36	Describe any product, equipment, maintenance, or operator training programs that you offer to Sourcewell Members. Include details, such as whether training is standard or optional, who provides training, and any costs that apply.	MES provides SCBA annual test service maintenance in and out of warranty. MES also performs training on SCBA set up of new certification packs, as well as many other general review of products. If specific requests for training are made outside of general review MES quotes those training on a case by case based on all of the products in need of training based on time and number of people needed to train which can vary.	*
37	Describe any technological advances that your proposed products or services offer.	MES has SOS stores which are Signature Online Stores which are unique in our industry and newer tech we can provide and can be built and configured to meet the needs of large customers as one example of services. MES represents the best PPE products in the industry that provides some of the most outstanding tech for first responders like programs that track turnout gear, and SCBA service, also protection advances in general that make turnout gear lighter and yet still keep firefighters safe under newer standards.	*
38	Describe any “green” initiatives that relate to your company or to your products or services, and include a list of the certifying agency for each.	N/A	*
39	Identify any third-party issued eco-labels, ratings or certifications that your company has received for the equipment or products included in your Proposal related to energy efficiency or conservation, life-cycle design (cradle-to-cradle), or other green/sustainability factors.	N/A	*
40	Describe any Women or Minority Business Entity (WMBE), Small Business Entity (SBE), or veteran owned business certifications that your company or hub partners have obtained. Upload documentation of certification (as applicable) in the document upload section of your response.	MES is not a (WMBE) so this does not apply. N/A	*
41	What unique attributes does your company, your products, or your services offer to Sourcewell Members? What makes your proposed solutions unique in your industry as it applies to Sourcewell members?	MES has the largest and experienced sales force that are subject matter specialists in the equipment we sell and amazing service technicians to service many of those products. This is what sets MES apart from any other group in the USA.	*
42	Identify your ability and willingness to provide your products and services to Sourcewell member agencies in Canada.	MES is not interested in providing an award of what we submit outside of the USA at this time. MES's distributor contracts are set for distribution in the USA.	*

Table 9: Warranty

Describe in detail your manufacturer warranty program, including conditions and requirements to qualify, claims procedure, and overall structure. You may upload representative samples of your warranty materials (if applicable) in the document upload section of your response in addition to responding to the questions below.

Line Item	Question	Response *	
43	Do your warranties cover all products, parts, and labor?	The warranties provided by each manufacture being bid provides slightly different things. Most provide for coverage against mfg defects for a industry standard amount of time. Some cover parts and labor within warranty period however some do not cover labor.	*
44	Do your warranties impose usage restrictions or other limitations that adversely affect coverage?	All of the warranties for the companies MES is bidding shows coverage for normal wear and use. Abuse to a produce normally does have a provision to exclude coverage however MES works very closely with each mfg to work through any warranty issue with customers.	*
45	Do your warranties cover the expense of technicians' travel time and mileage to perform warranty repairs?	Most mfg warranty do not cover travel time and mileage unless there is a gross failure of the product and in those cases we work with the mfg to work through the issue on a case by case issue which is rare.	*
46	Are there any geographic regions of the United States (and Canada, if applicable) for which you cannot provide a certified technician to perform warranty repairs? How will Sourcewell Members in these regions be provided service for warranty repair?	MES will not be providing any coverage to Canada. MES distribution agreements are for the USA and that is where we have sales and service staff to maintain the market in the USA.There are only a few areas in the USA MES does not have sales and service coverage. We address this on a case by case basis as for the listed products we cover most of the USA Alaska and Hawaii.	*
47	Will you cover warranty service for items made by other manufacturers that are part of your proposal, or are these warranties issues typically passed on to the original equipment manufacturer?	MES is the distributor of products made by manufacturers we represent. MES follows the Manufacturers warranty.Depending on the Manufacturer MES works on some of the products under warranty and out of warranty repairs. Some of them are sent back to the manufacturer in and out of warranty for service all based on MFG policy.	*
48	What are your proposed exchange and return programs and policies?	Goods received in damaged or defective condition will be repaired or replaced as outlined by the manufactures warranty and guidelines. If the product was damaged while in transport, a claim will be filed with the carrier and we will then work to resolve the replacement asap. These evaluations are expected to be done within 30 days of delivery or sooner by the customer. After that time MES and most manufacturers will not be held responsible for whatever issue is presented. MES does our best to always resolve issues presented.	*
49	Describe any service contract options for the items included in your proposal.	MES lists service for items we submit for bid. These are both for annual testing, repair in and out of warranty with listed labor and parts cost discount.	*

Table 10: Payment Terms and Financing Options

Line Item	Question	Response *	
50	What are your payment terms (e.g., net 10, net 30)?	Net 30	*
51	Do you provide leasing or financing options, especially those options that schools and governmental entities may need to use in order to make certain acquisitions?	Municipal Emergency Services, Inc utilizes Community Leasing Partners as a source for leasing/financing eligible items when requested.	*
52	Describe your formal trade-in program or policy for the products or equipment offered in your proposal, if any. Upload trade-in program materials (if applicable) in the document upload section of your response.	From time to time and when market conditions permit, Municipal Emergency Services may offer a trade in credit for items being replaced. When applicable, the value of the trade in will be based on market and product conditions at the time.	*
53	Briefly describe your proposed order process. Include enough detail to support your ability to report quarterly sales to Sourcewell as described in the Contract template. For example, indicate whether your dealer network is included in your response and whether each dealer (or some other entity) will process the Sourcewell Members' purchase orders.	Municipal Emergency Services has several ordering platforms and as stated previously, MES is a dealer so there would be no network outside of ourselves processing orders. All orders, regardless of the sales platform utilized will be marked that they are Sourcewell Contract orders within our internal systems to make quarterly reporting simplified. When a sales representative creates a quote, there is a "forced field" where the rep must select a contract (or none) but there is no default and the field cannot be bypassed. Once a quote is verified and approved by a member, the quote becomes the sales order, the sales order generates a purchase order to our supplier if not in stock in our facility, and then becomes an invoice- all a product of the original quote and does not have to be re-entered at every step. The ordering platforms offered are traditional orders, in which a customer contacts the sales representative or office with approval to order. Most orders on this contract would likely fall into this category due to the customization of many of these protective clothing items. We have several electronic platforms that can be utilized depending on the anticipated order size and frequency. We have a customizable web store in which the member would have a private website with approved items. We also have a dynamic quote system designed for smaller quantities of items in which the member can log in and order off of a quote with an extended expiration date.	*
54	Do you accept the P-card procurement and payment process? If so, is there any additional cost to Sourcewell Members for using this process?	MES limits P-Card and credit card purchases to $10,000. There is no added fee to use this method.	*

Table 11: Pricing and Delivery

Provide detailed pricing information in the questions that follow below. Keep in mind that reasonable price and product adjustments can be made during the term of an awarded Contract as desribed in the RFP, the template Contract, and the Sourcewell Price and Product Change Request Form.

Line Item	Question	Response *	
55	Describe your pricing model (e.g., line-item discounts or product-category discounts). Provide detailed pricing data (including standard or list pricing and the Sourcewell discounted price) on all of the items that you want Sourcewell to consider as part of your RFP response. If applicable, provide a SKU for each item in your proposal. Upload your pricing materials (if applicable) in the document upload section of your response.	MES will upload MSRP, list or net price sheets depending on manufacturer as we list them as well as discounts off of those MSRP, list price or net price lists as the Sourcewell price.	*
56	Quantify the pricing discount represented by the pricing proposal in this response. For example, if the pricing in your response represents a percentage discount from MSRP or list, state the percentage or percentage range.	MES will list the discount from MSRP, list or net price sheets depending on manufacturer as we list them for the Sourcewell proposed bid price.	*
57	Describe any quantity or volume discounts or rebate programs that you offer.	MES gives our best price based on the volume of business we do annually so any added volume discounts would only be when we have special pricing to list as Sourcewell indicated can be done on a case by case in the portal as they happen.	*
58	Propose a method of facilitating “sourced” products or related services, which may be referred to as “open market” items or “nonstandard options”. For example, you may supply such items “at cost” or “at cost plus a percentage,” or you may supply a quote for each such request.	For any open market requested items or items not found on contract MES would quote those as open market at the same agency discounted pricing we do every day.	*
59	Identify any element of the total cost of acquisition that is NOT included in the pricing submitted with your response. This includes all additional charges associated with a purchase that are not directly identified as freight or shipping charges. For example, list costs for items like pre-delivery inspection, installation, set up, mandatory training, or initial inspection. Identify any parties that impose such costs and their relationship to the Proposer.	Special requests such as training on items not always listed, inside delivery, lift gates so that deliveries can be more easily offloaded or anything else, MES is willing to work with the membership to price out to take care of the needs of the agencies and make sure their goals are met. MES's goal is to be the first and last supplier and service provider agency members think of and go to because we know there are other options and we are here to make sure you get the best value which is not always the low price for the best job.	*
60	If freight, delivery, or shipping is an additional cost to the Sourcewell Member, describe in detail the complete freight, shipping, and delivery program.	Shipping for large, bulky or heavy items MES will quote as needed separately. From time to time MES may include shipping as added discount at no charge. When MES ships from our warehouses to get products to customers quickly shipping may be added and at other times drop shipments may have shipping included no charge due to shipping terms with manufacture’s. Whatever the fairest and most equitable shipping situation MES will present to each order. MES will present these shipping terms at time of each quote. Hawaii and Alaska orders shipping will be quoted as stated per quote. MES has a very substantial account with Federal Express so MES's rates are very low considering how much volume we ship every year.	*
61	Specifically describe freight, shipping, and delivery terms or programs available for Alaska, Hawaii, Canada, or any offshore delivery.	Shipping and or freight to Alaska or Hawaii are quoted per quote. MES is not interested in servicing Canada at this time. MES does no exporting unless shipped to a Federal/DOD location.	*
62	Describe any unique distribution and/or delivery methods or options offered in your proposal.	Unique distribution that MES offers is our many hubs through out the USA and if we do not have it in stock our relationships with our manufactures are second to none in the industry making MES the effective hammer in the market that we are today. Any special quicker shipping requests can be quoted upon request and MES will do our best to accommodate. MES has a very substantial account with Federal Express so MES's rates are very low considering how much volume we ship every year.	*

Table 12: Pricing Offered

Line Item	The Pricing Offered in this Proposal is: *	Comments	
63	b. the same as the Proposer typically offers to GPOs, cooperative procurement organizations, or state purchasing departments.		

Table 13: Audit and Administrative Fee

Line Item	Question	Response *	
64	Specifically describe any self-audit process or program that you plan to employ to verify compliance with your proposed Contract with Sourcewell. This process includes ensuring that Sourcewell Members obtain the proper pricing, that the Vendor reports all sales under the Contract each quarter, and that the Vendor remits the proper administrative fee to Sourcewell.	Within the MES ordering system as mentioned reference ordering there is a forced tab that must be selected when entering a quote to select a contract vehicle. Sourcewell being one of those that needs to be selected when quoting for that contract if awarded and once selected the sales representative then ensures that the item quoted is getting the sourcewell discounted price per the contract price list or in the case that there is any added discount also as listed to determine if shipping would be included as sometimes is or if needs to be added based on the situation we need to quote shipping. Quarterly a report is pulled by Vice President of Finance and then reviewed by the contract administrator then once review is complete fees are calculated using excel with the formula set to the fee percentage due and then that report is then sent back to the Vice President of Finance for his department's review. Once approved the fee is sent to Sourcewell for the quarterly sales.	*
65	Identify a proposed administrative fee that you will pay to Sourcewell for facilitating, managing, and promoting the Sourcewell Contract in the event that you are awarded a Contract. This fee is typically calculated as a percentage of Vendor's sales under the Contract or as a per-unit fee; it is not a line-item addition to the Member's cost of goods. (See the RFP and template Contract for additional details.)	MES proposes a 1% fee for all sales quarterly.	*

Table 14: Industry Specific Questions

Line Item	Question	Response *	
66	If you are awarded a contract, provide a few examples of internal metrics that will be tracked to measure whether you are having success with the contract.	Upon an award MES would survey our sales force to see how the response of the membership customers wish to use this contract vehicle to purchase. And MES will be tracking success of the use of the contract by its membership when we look at the quarterly reports to see how much business is completed using this contract after it has had a couple quarters to be promoted both by Sourcewell and by MES.	*
67	Describe the unique design and feature attributes of the products and/or equipment offered in your proposal.	MES provides the very best that the fire and public safety industry manufacturers have to offer our market. Many of these products are similar however MES takes feedback from agencies and gives that back to manufacturers to improve products performance and safety while maintaining safety standards and certifications. MES has had many manufacturers make products just for MES to offer as a result so that MES can provide thermal imaging cameras, gloves, boots, or other products that are better than we normally see in the market.	*
68	Describe available options for customization of the products and/or equipment offered in your proposal.	MES offers the full range of options from all of the various manufactures represented to customize items within the extent that certifications allow.	*
69	If you provide on-site or in-person sales, service, training, and/or support, explain how those activities are handled and the unique attributes of your process.	Once MES gets an order which involves a need for sizing of any product our regional sales force is in contact with the agency membership to schedule sizing. If fitting is needed after delivery MES is again available to help with that as well and any alterations can be ordered or addressed quickly.	*
70	Describe your compliance with applicable national standards for the products and/or equipment offered in your proposal, such as: National Fire Protection Association (NFPA), Occupational Safety and Health Administration (OSHA), and American National Standards Institute (ANSI).	MES has as mentioned in other tabs the largest and most experienced subject matter specialist in the industry for on site sales demo, training and support. Our sales force works closely with the manufactures having many of their folks ride with MES sales force to sales calls to demo and service products. This makes MES the reason we are the first ones agencies call and even though we may not always be the lowest price we are the best value in the industry. MES gets it done.	*

Exceptions to Terms, Conditions, or Specifications Form

Only those Proposer Exceptions to Terms, Conditions, or Specifications that have been accepted by Sourcewell have been incorporated into the contract text.

Documents

Ensure your submission document(s) conforms to the following:

1. Documents in PDF format are preferred. Documents in Word, Excel, or compatible formats may also be provided.

2. Documents should NOT have a security password, as Sourcewell may not be able to open the file. It is your sole responsibility to ensure that the uploaded document(s) are not either defective, corrupted or blank and that the documents can be opened and viewed by Sourcewell.

3. Sourcewell may reject any response where any document(s) cannot be opened and viewed by Sourcewell.

4. If you need to upload more than one (1) document for a single item, you should combine the documents into one zipped file. If the zipped file contains more than one (1) document, ensure each document is named, in relation to the submission format item responding to. For example, if responding to the Marketing Plan category save the document as "Marketing Plan."

- Financial Strength and Stability - MES Audited Financials 2018 FS.pdf - Tuesday March 24, 2020 09:25:05
- Marketing Plan/Samples - MES Sourcewell 04022020 Marketing plan.doc - Monday March 30, 2020 17:38:32
- WMBE/MBE/SBE or Related Certificates (optional)
- Warranty Information - Sourcewell 0402 Warranty.doc - Monday March 30, 2020 17:38:44
- Pricing - SW MES PL 04022020.zip - Monday March 30, 2020 17:35:02
- Additional Document - MESWEL~1.PDF - Tuesday March 24, 2020 09:25:15

Proposers Assurance of Comp

PROPOSER ASSURANCE OF COMPLIANCE

PROPOSER'S AFFIDAVIT

The undersigned, authorized representative of the entity submitting the foregoing proposal (the "Proposer"), swears that the following statements are true to the best of his or her knowledge.

1. The Proposer is submitting its proposal under its true and correct name, the Proposer has been properly originated and legally exists in good standing in its state of residence, the Proposer possesses, or will possess before delivering any products and related services, all applicable licenses necessary for such delivery to Sourcewell member agencies. The undersigned affirms that he or she is authorized to act on behalf of, and to legally bind the Proposer to the terms in this RFP and any resulting Contract.

2. The Proposer, or any person representing the Proposer, has not directly or indirectly entered into any agreement or arrangement with any other vendor or supplier, any official or employee of Sourcewell, or any person, firm, or corporation under contract with Sourcewell, in an effort to influence the pricing, terms, or conditions relating to this RFP in any way that adversely affects the free and open competition for a Contract award under this RFP; and, the Proposer has not participated in any collusion, or otherwise taken any action in restraint of free, competitive bidding in connection with the above named solicitation.

3. The contents of the Proposer's proposal have not been communicated by the Proposer or its employees or agents to any person not an employee or agent of the Proposer and will not be communicated to any such persons prior to the official opening of the proposals.

4. The Proposer has examined and understands the terms, conditions, scope, contract opportunity, specifications request, and other documents in this solicitation and affirms that any and all exceptions have been noted and included with the Proposer's Proposal.

5. The Proposer will, if awarded a Contract, provide to Sourcewell Members the /products and services in accordance with the terms, conditions, and scope of this RFP, with the Proposer-offered specifications, and with the other documents in this solicitation.

6. The Proposer agrees to deliver products and services through valid contracts, purchase orders, or means that are acceptable to Sourcewell Members. Unless otherwise agreed to, the Proposer must provide only new and first-quality products and related services to Sourcewell Members under an awarded Contract.

7. The Proposer will comply with all applicable provisions of federal, state, and local laws, regulations, rules, and orders.

8. The Proposer understands that Sourcewell will reject RFP proposals that are marked "confidential" (or "nonpublic," etc.), either substantially or in their entirety. Under Minnesota Statute §13.591, Subd. 4, all proposals are considered nonpublic data until the evaluation is complete and a Contract is awarded. At that point, proposals generally become public data. Minnesota Statute §13.37 permits only certain narrowly defined data to be considered a "trade secret," and thus nonpublic data under Minnesota's Data Practices Act.

The Proposer understands that it is the Proposer's duty to protect information that it considers nonpublic, and it agrees to defend and indemnify Sourcewell for reasonable measures that Sourcewell takes to uphold such a data designation.

☑ By checking this box I acknowledge that I am bound by the terms of the Proposer's Affidavit, have the legal authority to submit this Proposal on behalf of the Proposer, and that this electronic acknowledgment has the same legal effect, validity, and enforceability as if I had hand signed the Proposal. This signature will not be denied such legal effect, validity, or enforceability solely because an electronic signature or electronic record was used in its formation. - Seth Cosans, Contract Administrator, Municipal Emergency Services Inc

The Proposer declares that there is an actual or potential Conflict of Interest relating to the preparation of its submission, and/or the Proposer foresees an actual or potential Conflict of Interest in performing the contractual obligations contemplated in the bid.

○ **Yes** ◉ **No**

The Bidder acknowledges and agrees that the addendum/addenda below form part of the Bid Document.

Check the box in the column "**I have reviewed this addendum"** below to acknowledge each of the addenda.

File Name	I have reviewed the below addendum and attachments (if applicable)	Pages
Addendum_3_Firefighting_Eqpt_and_Tools_RFP040220 Thu March 19 2020 10:41 AM	☑	1
Addendum_2_Firefighting_Eqpt_and_Tools_RFP040220 Wed March 4 2020 11:38 AM	☑	2
Addendum_1_Firefighting_Eqpt_and_Tools_RFP040220 Wed February 19 2020 03:16 PM	☑	2

DocuSign Envelope ID: 0F5875A8-D99B-4F97-A3BA-BFB8CFAF9C06

AMENDMENT #1
TO
CONTRACT # 040220-MES

THIS AMENDMENT is effective upon the date of the last signature below by and between **Sourcewell** and **Municipal Emergency Services Inc.** (Vendor).

Sourcewell awarded a contract to Vendor to provide Firefighting Equipment and Rescue Tools with Related Supplies and Accessories, to Sourcewell and its Participating Entities, effective May 5, 2020, through May 7, 2024 (Contract).

The parties wish to amend the Contract.

NOW THEREFORE, Section 20. Insurance–Subsection A. Requirements– Item 5. Professional/Technical, Errors and Omissions, and/or Miscellaneous Liability, of the Contract, is deleted in its entirety.

Except as amended by this Amendment, the Contract remains in full force and effect.

Sourcewell

DocuSigned by:
By: Jeremy Schwartz
C0FD2A139D06489...
Jeremy Schwartz, Director of Operations/CPO

Date: 3/6/2023 | 9:44 PM CST

Municipal Emergency Services Inc.

DocuSigned by:
By: John Walker
10644B472C64440...
John Walker, CFO

Date: 3/6/2023 | 3:21 PM CST

Approved:

DocuSigned by:
By: Chad Coauette
7E42B8F817A64CC...
Chad Coauette, Executive Director/CEO

Date: 3/7/2023 | 6:02 AM CST

DocuSign Envelope ID: 23E8912F-83A9-413F-AAED-CD5D6A51ACD9

City of College Place, Washington

ORDINANCE NO. 22-020

AN ORDINANCE OF THE CITY OF COLLEGE PLACE, WASHINGTON ADOPTING A SIX-YEAR CITYWIDE EQUIPMENT REPLACEMENT PLAN FOR THE YEARS 2023 THROUGH 2028

WHEREAS, the City of College Place is a non-charter code city with powers set forth in RCW Title 35A.24.010; and

WHEREAS, a six-year Equipment Replacement Plan is not required by any Federal, State, or Local statute but are a matter of good public policy for future planning of citywide services; and

WHEREAS, updates to the six-year Equipment Replacement Planning documents have been posted on the city budget portal website:
https://www.cpwa.us/departments/finance/budget_2023.php

NOW THEREFORE, THE CITY COUNCIL OF COLLEGE PLACE DO ORDAIN AS FOLLOWS

Section 1. Ordinance No. 22-020 that adopts the 2023 to 2028 Equipment Replacement, Plan as shown in Exhibit 2 attached to this Ordinance.

Section 2. City staff is authorized to apply for state, federal, and private foundation grants in support of the projects identified in the Citywide Equipment Replacement Plan.

Section 3: Clerical Corrections. The City Clerk and the codifiers of this ordinance are authorized to make necessary clerical corrections to this ordinance including, but not limited to, the correction of scrivener's/clerical errors, references, ordinance numbering, section/subsection numbers and any references thereto.

Section 4: Severability. If any section, subsection, paragraph, sentence, clause, or phrase of this ordinance is declared unconstitutional or invalid for any reason, such decision shall not affect the validity of the remaining portions of this ordinance.

Section 5: Effective Date. This ordinance shall take effect and be in full force five days after its passage and publication as provided by law.

PASSED by the City Council of the City of College Place, Washington, this 22nd day of November, 2022.

DocuSign Envelope ID: 23E8912F-83A9-413F-AAED-CD5D6A51ACD9

DocuSigned by:
Norma L. Hernández
E7C117EE7FEC409...

Norma L. Hernandez, Mayor

Attest:

DocuSigned by:
Sherri St.Clair
1F0CE5D2F0F846A...

Sherri St. Clair, City Clerk

Approved as to form:

DocuSigned by:
Rea L. Culwell
D2A91C622F3A4F6...

Rea Culwell, City Attorney

City of College Place: Equipment Replacent Plan (FY 2023 to 2028) ($5,000 ER&R Threshold)

Name of Project	Project ID	Prioritization	Project Description	Status	First Year Budgeted	FY 2023	FY 2024	FY 2025	FY 2026	FY 2027	FY 2028	Total Project Cost	How is project funded?
Administration/Community Development													
City Hall Generator	1009	Medium	Replacement emergency backup generator for City Hall.	Planned	2024		$ 200,000.00					$ 200,000.00	75% FEMA HMA Grant, 25% Equipment Replacement Fund
Replace Vehicle #803 2011- Ford Escape	1020	Low	Replace Vehicle #803 2011 - Ford Escape Building Department.	Planned	2026				$ 45,000.00			$ 45,000.00	Equipment Replacement Fund
Replace Vehicle #804 2011 - Ford Escape	1021	Low	Replace Vehicle #803 2011 - Ford Escape Building Department.	Planned	2026				$ 45,000.00			$ 45,000.00	Equipment Replacement Fund
Total: Administration/Community Development						**$ -**	**$ 200,000.00**	**$ -**	**$ 90,000.00**	**$ -**	**$ -**	**$ 290,000.00**	
Fire Department													
Vehicle E061 Brush Truck	2015	Medium	Replace 1985 Chevrolet K3500 - MOB Brush Truck.	Budgeted	2023	$ 175,000.00						$ 175,000.00	Equipment Replacement Fund
Replace #R3041 2000 Ambulance	2023	Medium	Replace 2000 Wheeled Coach Box/Chevrolet 4500 Rescue Van.	Planned	2024		$ 250,000.00					$ 250,000.00	Equipment Replacement Fund
Turnouts	2001	High	Annual replacement of turnouts/ $12,000 a year.	Budgeted	Perpetual	$ 40,000.00	$ 40,000.00	$ 40,000.00	$ 40,000.00	$ 40,000.00	$ 40,000.00	$ 240,000.00	Current Expense (Fire Budget)
Total: Fire Department						**$ 215,000.00**	**$ 290,000.00**	**$ 40,000.00**	**$ 40,000.00**	**$ 40,000.00**	**$ 40,000.00**	**$ 665,000.00**	
Police Department													
Police Vehicle Leasing Program	3005	High	Police Vehicle Leasing Program (#403, #404, #406, #412, #417, and #419 Durangos will be switched out in 2025.	Budgeted	2019	$ 168,350.74	$ 168,350.74	$ 168,350.74	$ 168,350.74	$ 168,350.74	$ 168,350.74	$ 1,012,123.44	Equipment Replacement Fund
Taser Replacement	3006	High	Tasers need to be replaced as they are now out of warrantee.	Budgeted	2021	$ 17,000.00	$ 17,000.00	$ 17,000.00	$ 17,000.00			$ 70,021.00	Equipment Replacement Fund
Replace #411 with used vehicle	3007	High	Replace #411 Ford Escape Hybrid in 2023 with used vehicle.	Budgeted	2023	$ 30,000.00						$ 32,023.00	Equipment Replacement Fund
Replace Speed Reader Board Trailer #473	3008	Medium	Replace #473 1999 speed radar trailer in 2023.	Budgeted	2023	$ 30,000.00						$ 32,023.00	Equipment Replacement Fund
Replace #448 SEO Pickup	3009	Medium	Replace #338 2011 Ford F150 in 2023.	Planned	2024		$ 65,000.00					$ 67,024.00	Equipment Replacement Fund
Total: Police Department						**$ 245,350.74**	**$ 250,350.74**	**$ 185,350.74**	**$ 185,350.74**	**$ 168,350.74**	**$ 168,350.74**	**$ 1,213,214.44**	
Public Works Department - Parks													
Lawn Mower	4010	Medium	Replacement lawn mower. Need more professional one for efficient operations.	Budgeted	2023	$ 100,000.00						$ 100,000.00	Equipment Replacement Fund
Trailer #305	4011	Low	Replacement Trailer.	Planned	2027					$ 27,000.00		$ 27,000.00	Equipment Replacement Fund
Total: Public Works Department - Parks						**$ 100,000.00**	**$ -**	**$ -**	**$ -**	**$ 27,000.00**	**$ -**	**$ 127,000.00**	
Public Works Department - Stormwater													
Replace Vehicle #901/#701	5019	High	Replace Vehicle #901/#701 1999 Serco Vactor/Jetter Sewer Truck.	Budgeted	2023	$ 750,000.00						$ 750,000.00	100% Ecology Grant
Replace Vehicle #920	5021	High	Replace Vehicle #920 Ford E450 Box Van (Sewer Camera System).	Budgeted	2023	$ 225,000.00						$ 225,000.00	Equipment Replacement Fund
Replace Vehicle #970	5009	Medium	Replace Vehicle #970 2014 - Ford Explorer.	Planned	2024		$ 45,000.00					$ 45,000.00	Equipment Replacement Fund
Total: Public Works Department - Stormwater						**$ 975,000.00**	**$ 45,000.00**	**$ -**	**$ -**	**$ -**	**$ -**	**$ 1,020,000.00**	
Public Works Department - Streets													
Vehicle #504	6030	High	Replace Vehicle #5404 2008 - Chevrolet 1500 Pick Up.	Budgeted	2023	$ 60,000.00						$ 60,000.00	Equipment Replacement Fund
Replace Vehicle #540	6065	High	Replace Vehicle #540 2003 Ford F350 Utility Truck.	Budgeted	2023	$ 60,000.00						$ 60,000.00	Equipment Replacement Fund
Facilities Coordinator Vehicle	6068	Medium	Vehicle for Facilities Maintenance hire.	Planned	2024		$ 45,000.00					$ 45,000.00	Equipment Replacement Fund
Vehicle #547 - Tilt Trailer Replacement	6037	Low	Replace Vehicle #547 Walton 20,000 lb Tilt Trailer.	Planned	2024		$ 30,000.00					$ 30,000.00	Equipment Replacement Fund
Vehicle #507 - Bucket Truck	6034	Low	Replace Vehicle #507 Ford F550 Utility Bucket Truck.	Planned	2025			$ 150,000.00				$ 150,000.00	Equipment Replacement Fund
Vehicle #211 Replacement	211	Low	Vehicle #211 Replacement - 2007 Napa Shop Air Compressor .	Planned	2026				$ 11,000.00			$ 11,000.00	Equipment Replacement Fund

Replace Trailer #512	6066	Low	Replace Trailer #512.	Planned	2027					$ 12,000.00		$ 12,000.00	Equipment Replacement Fund
Replace #529 Tractor	6067	Low	Replace #529 Tractor.	Planned	2027					$ 47,000.00		$ 47,000.00	Equipment Replacement Fund
Replace #519 Walk behind Paint Sprayer	6069	Low	Replace #519 Walk Behind Paint Sprayer.	Planned	2028						$ 5,000.00	$ 5,000.00	Equipment Replacement Fund
Total: Public Works Department - Streets						**$ 120,000.00**	**$ 75,000.00**	**$ 150,000.00**	**$ 11,000.00**	**$ 59,000.00**	**$ 5,000.00**	**$ 420,000.00**	
Public Works Department - Wastewater (Moving all items in here to all inclusive contract with Jacobs Group - WWTP Operator)													
Jacobs Contract Addendum Cost (Equipment Portion)	7018	High	The equipment portion of the Jacobs contract addedum will put all equipment needs on Jacobs Group, the Wastewater Treatment Plant operator.	Budgeted	2020	$ 118,052.92	$ 119,233.45	$ 120,425.78	$ 121,630.04	$ 122,846.34	$ 124,074.80	$ 726,263.34	Wastewater Capital Reserve Fund
Total: Public Works Department - Wastewater						**$ 118,052.92**	**$ 119,233.45**	**$ 120,425.78**	**$ 121,630.04**	**$ 122,846.34**	**$ 124,074.80**	**$ 726,263.34**	
Public Works Department - Water													
Vehicle #601 - Utility Truck	8013	High	Replace Vehicle #601 2003 - Ford F550 Utility Truck	Budgeted	2023	$ 80,000.00						$ 80,000.00	Water Capital Reserve Fund
Backhoe #607 Replacement		Low	Replace Backhoe #607	Planned	2027					$ 150,000.00		$ 150,000.00	Water Capital Reserve Fund
Total: Public Works Department - Water						**$ 80,000.00**	**$ -**	**$ -**	**$ -**	**$ 150,000.00**	**$ -**	**$ 230,000.00**	
Grand Total: All Equipment Replacements						**$ 1,853,403.66**	**$ 979,584.19**	**$ 495,776.52**	**$ 447,980.78**	**$ 567,197.08**	**$ 337,425.54**	**$ 4,691,477.78**	

City of College Place: Preliminary Equipment Replacent Plan (FY 2024 to 2029) ($5,000 ER&R Threshold)

Name of Project	Project ID	Prioritization	Project Description	Status	First Year Budgeted	FY 2023	FY 2024	FY 2025	FY 2026	FY 2027	FY 2028	FY 2029	Total Project Cost	How is project funded?
Administration/Community Development														
Replace #899 - Generator	1009	Medium	Replace #899 1992 Generac emergency backup generator for City Hall. (for 2 or 3 Buildings)	Planned	2024		$ 300,000.00						$ 300,000.00	75% FEMA HMA Grant, 25% Equipment Replacement Fund
Replace Vehicle #803	1020	Low	Replace Vehicle #803 2011 Ford Escape, Building Department.	Planned	2026				$ 55,000.00				$ 55,000.00	Equipment Replacement Fund
Replace Vehicle #804	1021	Low	Replace Vehicle #804 2011 Ford Escape, Building Department.	Planned	2026				$ 55,000.00				$ 55,000.00	Equipment Replacement Fund
Total: Administration/Community Development						**$ -**	**$ 300,000.00**	**$ -**	**$ 110,000.00**	**$ -**	**$ -**		**$ 410,000.00**	
Fire Department														
Replace Vehicle #E3061 Brush Truck	2015	Medium	Replace #E3061 1985 Chevrolet K3500, MOB Type 6 Brush Truck.	Budgeted	2023	$ 175,000.00							$ 175,000.00	Equipment Replacement Fund
Replace #R3041 - Rescue / Ambulance	2023	Medium	Replace #R3041 2000 Wheeled Coach Ambulance/Chevrolet 4500 Rescue Van.	Planned	2024		$ 325,000.00						$ 325,000.00	Equipment Replacement Fund
Replace #UT306 Pick up		Low	Replace #UT306 2011 Ford F150 Pick Up.	Planned	2026				$ 75,000.00				$ 75,000.00	Equipment Replacement Fund
Add New Ambulance		Medium	Add New Ambluance for increase medical calls.	Planned	2026				$ 400,000.00				$ 400,000.00	Equipment Replacement Fund
Replace #E3041 - Brush Truck		Medium	Replace #E3041 2001 IH 4800, MOB Type 4 Brush Truck.	Planned	2028						$ 400,000.00		$ 400,000.00	Equipment Replacement Fund
Replace #TR3081 - Trailer		Low	Replace #TR3081 - 2008 Edith House Training Trailer.	Planned	2028						$ 175,000.00		$ 175,000.00	Equipment Replacement Fund
Turnouts	2001	High	Annual replacement of turnouts/ $12,000 a year.	Budgeted	Perpetual	$ 40,000.00	$ 40,000.00	$ 40,000.00	$ 40,000.00	$ 40,000.00	$ 40,000.00		$ 240,000.00	Current Expense (Fire Budget)
Total: Fire Department						**$ 215,000.00**	**$ 365,000.00**	**$ 40,000.00**	**$ 515,000.00**	**$ 40,000.00**	**$ 615,000.00**		**$ 1,790,000.00**	
Police Department														
Police Vehicle Leasing Program	3005	High	Police Vehicle Leasing Program (#403, #404, #406, #412, #417, and #419 Durangos will be switched out in 2025.	Budgeted	2019	$ 168,350.74	$ 168,350.74	$ 168,350.74	$ 168,350.74	$ 168,350.74	$ 168,350.74		$ 1,010,104.44	Equipment Replacement Fund
Taser Replacement	3006	High	Tasers need to be replaced as they are now out of warrantee.	Budgeted	2021	$ 17,000.00	$ 17,000.00	$ 17,000.00	$ 17,000.00				$ 68,000.00	Equipment Replacement Fund
Replace #411 with used vehicle	3007	High	Replace #411 Ford Escape Hybrid in 2023 with used vehicle.	Budgeted	2023	$ 30,000.00							$ 30,000.00	Equipment Replacement Fund
Replace #473 - Speed Reader Board Trailer	3008	Medium	Replace #473 1999 speed radar trailer in 2023.	Budgeted	2023	$ 30,000.00							$ 30,000.00	Equipment Replacement Fund
Replace #431 - Marked Vehicle		High	Replace #431 - 2016 Ford Explorer, move this vehicle to Back Up.	Planned	2024		$ 72,000.00						$ 72,000.00	Equipment Replacement Fund
Add Marked Vehicle		High	Add Marked Vehicle for New Lieutenants Position.	Planned	2024		$ 72,000.00						$ 72,000.00	Equipment Replacement Fund
Add Marked Vehicle		High	Add Marked Vehicle for New Officers Position 1.	Planned	2024		$ 72,000.00						$ 72,000.00	Equipment Replacement Fund
Add Marked Vehicle		High	Add Marked Vehicle for New Officers Position 2.	Planned	2024		$ 72,000.00						$ 72,000.00	Equipment Replacement Fund
Replace #448 Pick Up - with a 2500 Pick Up	3009	Medium	Replace #448 SEO 2011 Ford F150, Animal Control & Code Enforement, move to Fire for 2 years.	Planned	2024		$ 72,000.00						$ 72,000.00	Equipment Replacement Fund
Replace #400 - Unmarked Chiefs Car		Medium	Replace #400 2021 Dodge Charger.	Planned	2027					$ 75,000.00			$ 75,000.00	Equipment Replacement Fund

Replace #411 - Unmarked Detectives Car		Medium	Replace #411 2021 Dodge Charger.	Planned	2027					$ 75,000.00			$ 75,000.00	Equipment Replacement Fund
Total: Police Department						**$ 245,350.74**	**$ 545,350.74**	**$ 185,350.74**	**$ 185,350.74**	**$ 243,350.74**	**$ 168,350.74**		**$ 1,573,104.44**	
Public Works Department - Parks														
Lawn Mower	4010	Medium	Replacement lawn mower. Need more professional one for efficient operations.	Budgeted	2023	$ 100,000.00							$ 100,000.00	Equipment Replacement Fund
Replace #306 - Lawn Mower		Medium	Replace #306 lawn mower. Need more professional one for efficient operations.	Planned	2025				$ 30,000.00				$ 30,000.00	Equipment Replacement Fund
Replace #305 - Trailer	4011	Low	Replace #305 2007 Tilt Trailer.	Planned	2027					$ 30,000.00			$ 30,000.00	Equipment Replacement Fund
Total: Public Works Department - Parks						**$ 100,000.00**	**$ -**	**$ -**	**$ 30,000.00**	**$ 30,000.00**	**$ -**		**$ 160,000.00**	
Public Works Department - Stormwater														
Replace Vehicle #901/#701	5019	High	Replace Vehicle #901 #(701) 1999 Serco Vactor/Jetter Sewer Truck.	Budgeted	2023	$ 750,000.00							$ 750,000.00	100% Ecology Grant
Replace Vehicle #920 - Camera Van	5021	High	Replace Vehicle #920 Ford E450 Box Van (Sewer Camera System).	Budgeted	2023	$ 225,000.00							$ 225,000.00	Equipment Replacement Fund
Replace Vehicle #909		Low	Replace Vehicle #909 2017 - Chevrolet Colorado Pick Up.	Planned	2027					$ 55,000.00			$ 55,000.00	Equipment Replacement Fund
Replace Trailer #922		Low	Replace #922 (#722) Rodder Trailer.	Planned	2027					$ 175,000.00			$ 175,000.00	Equipment Replacement Fund
Total: Public Works Department - Stormwater						**$ 975,000.00**	**$ -**	**$ -**	**$ -**	**$ 230,000.00**	**$ -**		**$ 1,205,000.00**	
Public Works Department - Streets														
Replace Vehicle #504 - Pick Up	6030	High	Replace Vehicle #504 2008 Chevrolet 1500 Pick Up.	Budgeted	2023	$ 60,000.00							$ 60,000.00	Equipment Replacement Fund
Replace Vehicle #540 - Utility Truck	6065	High	Replace Vehicle #540 2003 Ford F550 Utility Truck.	Budgeted	2023	$ 60,000.00	$ 140,000.00						$ 200,000.00	Equipment Replacement Fund
Replace Vehicle #209 - Pick Up		Medium	Replace Vehicle #209 2006 Chevrolet 1500 Pick Up.	Planned	2024		$ 70,000.00						$ 70,000.00	Equipment Replacement Fund
Facilities Coordinator Vehicle	6068	Medium	Vehicle for Facilities Maintenance hire.	Planned	2024		$ 85,000.00						$ 85,000.00	Equipment Replacement Fund
Replace Vehicle #547 - Tilt Trailer	6037	Low	Replace Vehicle #547 Walton 24,000 lb Tilt Trailer.	Planned	2024		$ 30,000.00						$ 30,000.00	Equipment Replacement Fund
Add Winter De-Icer Equipment		Low	Add Winter De-Icer Equipment	Planned	2024		$ 35,000.00						$ 35,000.00	
Replace Vehicle #507 - Bucket Truck	6034	Low	Replace Vehicle #507 Ford F550 Utility Bucket Truck.	Planned	2025			$ 325,000.00					$ 325,000.00	Equipment Replacement Fund
Replace #211		Low	Replace Unit #211 2007 Napa Shop Air Compressor.	Planned	2026				$ 11,000.00				$ 11,000.00	Equipment Replacement Fund
Replace #503		Low	Replace #503 2010 Dynapac 48" Roller / Compactor.		2026				$ 100,000.00					
Replace #512 - Trailer	6066	Low	Replace #512 2007 Tilt Trailer.	Planned	2027					$ 20,000.00			$ 20,000.00	Equipment Replacement Fund
Replace #529 - Tractor	6067	Low	Replace #529 2012 Tractor.	Planned	2027					$ 50,000.00			$ 50,000.00	Equipment Replacement Fund
Replace #519 - Walk behind Paint Sprayer	6069	Low	Replace #519 2017 Walk Behind Paint Sprayer.	Planned	2028						$ 8,000.00		$ 8,000.00	Equipment Replacement Fund
Total: Public Works Department - Streets						**$ 120,000.00**	**$ 360,000.00**	**$ 325,000.00**	**$ 111,000.00**	**$ 70,000.00**	**$ 8,000.00**		**$ 894,000.00**	
Public Works Department - Wastewater (Moving all items in here to all inclusive contract with Jacobs Group - WWTP Operator)														
Jacobs Contract Addendum Cost (Equipment Portion)	7018	High	The equipment portion of the Jacobs contract addedum will put all equipment needs on Jacobs Group, the Wastewater Treatment Plant operator.	Budgeted	2020	$ 118,052.92	$ 119,233.45	$ 120,425.78	$ 121,630.04	$ 122,846.34	$ 124,074.80		$ 726,263.34	Wastewater Capital Reserve Fund
Total: Public Works Department - Wastewater						**$ 118,052.92**	**$ 119,233.45**	**$ 120,425.78**	**$ 121,630.04**	**$ 122,846.34**	**$ 124,074.80**		**$ 726,263.34**	

Public Works Department - Water														
Replace Vehicle #601 - Utility Truck	8013	High	Replace Vehicle #601 2003 Ford F550 Utility Truck.	Budgeted	2023	$ 80,000.00	$ 140,000.00						$ 220,000.00	Water Capital Reserve Fund
Addition: Water Utilities		Low	Add a Pick Up	Planned	2024		$ 55,000.00							
Addition: Project Management		Low	Add a SUV or Pick Up	Planned	2024		$ 55,000.00							
Replace #607 - Backhoe		Low	Replace #607 2011 Backhoe.	Planned	2027					$ 225,000.00			$ 225,000.00	Water Capital Reserve Fund
Total: Public Works Department - Water						**$ 80,000.00**	**$ 250,000.00**	**$ -**	**$ -**	**$ 225,000.00**	**$ -**		**$ 445,000.00**	
Grand Total: All Equipment Replacements						**$ 1,853,403.66**	**$ 1,939,584.19**	**$ 670,776.52**	**$ 1,072,980.78**	**$ 961,197.08**	**$ 915,425.54**		**$ 7,203,367.78**	
						2023	**2024**	**2025**	**2026**	**2027**	**2028**			

City of College Place, Washington

RESOLUTION NO. 23-051

A RESOLUTION BY THE CITY COUNCIL OF THE CITY OF COLLEGE PLACE, WASHINGTON REGARDING CITY ADMINISTRATOR'S AUTHORITY TO MAKE FLEET PURCHASES.

Whereas, the City of College Place is a non-charter code city governed by the rules and regulations of RCW 35A; and

Whereas, the College Place City Council has approved the Equipment Replacement Plan (FY 2023 to 2028); and

Whereas, City staff have prepared a preliminary Equipment Replacement Plan (FY 2024 to 2029); and

Whereas, it could be costly to the City to miss state purchasing windows or other available fleet purchasing options; and

Now therefore, it is hereby resolved by the City Council of the City of College Place, Washington, as follows:

- The City Administrator shall have authority to make purchases or authorize City staff to make purchases so long as they align with the approved Equipment Replacement Plan (FY 2023 to 2028) as shown in Exhibit 1 attached to this Resolution, or the preliminary Equipment Replacement Plan (FY 2024 to 2029) as shown in Exhibit 2 of this Resolution.

Clerical Corrections. The City Clerk is authorized to make necessary clerical corrections to this resolution including, but not limited to, the correction of scrivener's/clerical errors, references, resolution numbering, section/subsection numbers and any references thereto.

Effective Date. This resolution shall take effect and be in full force upon its passage as provided by law.

PASSED by the City Council of the City of College Place, Washington, this 12th day of September, 2023.

Attest:

Norma Hernández, Mayor

Sherri St. Clair, City Clerk

Exhibit 1

City of College Place: Equipment Replacent Plan (FY 2023 to 2028) ($5,000 ER&R Threshold)

Name of Project	Project ID	Prioritization	Project Description	Status	First Year Budgeted	FY 2023	FY 2024	FY 2025	FY 2026	FY 2027	FY 2028	Total Project Cost	How is project funded?
Administration/Community Development													
City Hall Generator	1009	Medium	Replacement emergency backup generator for City Hall.	Planned	2024		$ 200,000.00					$ 200,000.00	75% FEMA HMA Grant, 25% Equipment Replacement Fund
Replace Vehicle #803 2011- Ford Escape	1020	Low	Replace Vehicle #803 2011 - Ford Escape Building Department.	Planned	2026				$ 45,000.00			$ 45,000.00	Equipment Replacement Fund
Replace Vehicle #804 2011 - Ford Escape	1021	Low	Replace Vehicle #803 2011 - Ford Escape Building Department.	Planned	2026				$ 45,000.00			$ 45,000.00	Equipment Replacement Fund
Total: Administration/Community Development						$ -	$ 200,000.00	$ -	$ 90,000.00	$ -	$ -	$ 290,000.00	
Fire Department													
Vehicle E061 Brush Truck	2015	Medium	Replace 1985 Chevrolet K3500 - MOB Brush Truck.	Budgeted	2023	$ 175,000.00						$ 175,000.00	Equipment Replacement Fund
Replace #R3041 2000 Ambulance	2023	Medium	Replace 2000 Wheeled Coach Box/Chevrolet 4500 Rescue Van.	Planned	2024		$ 250,000.00					$ 250,000.00	Equipment Replacement Fund
Turnouts	2001	High	Annual replacement of turnouts/ $12,000 a year.	Budgeted	Perpetual	$ 40,000.00	$ 40,000.00	$ 40,000.00	$ 40,000.00	$ 40,000.00	$ 40,000.00	$ 240,000.00	Current Expense (Fire Budget)
Total: Fire Department						$ 215,000.00	$ 290,000.00	$ 40,000.00	$ 40,000.00	$ 40,000.00	$ 40,000.00	$ 665,000.00	
Police Department													
Police Vehicle Leasing Program	3005	High	Police Vehicle Leasing Program (#403, #404, #406, #412, #417, and #419 Durangos will be switched out in 2025.	Budgeted	2019	$ 168,350.74	$ 168,350.74	$ 168,350.74	$ 168,350.74	$ 168,350.74	$ 168,350.74	$ 1,012,123.44	Equipment Replacement Fund
Taser Replacement	3006	High	Tasers need to be replaced as they are now out of warrantee.	Budgeted	2021	$ 17,000.00	$ 17,000.00	$ 17,000.00	$ 17,000.00			$ 70,021.00	Equipment Replacement Fund
Replace #411 with used vehicle	3007	High	Replace #411 Ford Escape Hybrid in 2023 with used vehicle.	Budgeted	2023	$ 30,000.00						$ 32,023.00	Equipment Replacement Fund
Replace Speed Reader Board Trailer #473	3008	Medium	Replace #473 1999 speed radar trailer in 2023.	Budgeted	2023	$ 30,000.00						$ 32,023.00	Equipment Replacement Fund
Replace #448 SEO Pickup	3009	Medium	Replace #338 2011 Ford F150 in 2023.	Planned	2024		$ 65,000.00					$ 67,024.00	Equipment Replacement Fund
Total: Police Department						$ 245,350.74	$ 250,350.74	$ 185,350.74	$ 185,350.74	$ 168,350.74	$ 168,350.74	$ 1,213,214.44	
Public Works Department - Parks													
Lawn Mower	4010	Medium	Replacement lawn mower. Need more professional one for efficient operations.	Budgeted	2023	$ 100,000.00						$ 100,000.00	Equipment Replacement Fund
Trailer #305	4011	Low	Replacement Trailer.	Planned	2027					$ 27,000.00		$ 27,000.00	Equipment Replacement Fund
Total: Public Works Department - Parks						$ 100,000.00	$ -	$ -	$ -	$ 27,000.00	$ -	$ 127,000.00	
Public Works Department - Stormwater													
Replace Vehicle #901/#701	5019	High	Replace Vehicle #901/#701 1999 Serco Vactor/Jetter Sewer Truck.	Budgeted	2023	$ 750,000.00						$ 750,000.00	100% Ecology Grant
Replace Vehicle #920	5021	High	Replace Vehicle #920 Ford E450 Box Van (Sewer Camera System).	Budgeted	2023	$ 225,000.00						$ 225,000.00	Equipment Replacement Fund
Replace Vehicle #970	5009	Medium	Replace Vehicle #970 2014 - Ford Explorer.	Planned	2024		$ 45,000.00					$ 45,000.00	Equipment Replacement Fund
Total: Public Works Department - Stormwater						$ 975,000.00	$ 45,000.00	$ -	$ -	$ -	$ -	$ 1,020,000.00	
Public Works Department - Streets													
Vehicle #504	6030	High	Replace Vehicle #5404 2008 - Chevrolet 1500 Pick Up.	Budgeted	2023	$ 60,000.00						$ 60,000.00	Equipment Replacement Fund
Replace Vehicle #540	6065	High	Replace Vehicle #540 2003 Ford F350 Utility Truck.	Budgeted	2023	$ 60,000.00						$ 60,000.00	Equipment Replacement Fund
Facilities Coordinator Vehicle	6068	Medium	Vehicle for Facilities Maintenance hire.	Planned	2024		$ 45,000.00					$ 45,000.00	Equipment Replacement Fund
Vehicle #547 - Tilt Trailer Replacement	6037	Low	Replace Vehicle #547 Walton 20,000 lb Tilt Trailer.	Planned	2024		$ 30,000.00					$ 30,000.00	Equipment Replacement Fund
Vehicle #507 - Bucket Truck	6034	Low	Replace Vehicle #507 Ford F550 Utility Bucket Truck.	Planned	2025			$ 150,000.00				$ 150,000.00	Equipment Replacement Fund
Vehicle #211 Replacement	211	Low	Vehicle #211 Replacement - 2007 Napa Shop Air Compressor .	Planned	2026				$ 11,000.00			$ 11,000.00	Equipment Replacement Fund
Replace Trailer #512	6066	Low	Replace Trailer #512.	Planned	2027					$ 12,000.00		$ 12,000.00	Equipment Replacement Fund
Replace #529 Tractor	6067	Low	Replace #529 Tractor.	Planned	2027					$ 47,000.00		$ 47,000.00	Equipment Replacement Fund
Replace #519 Walk behind Paint Sprayer	6069	Low	Replace #519 Walk Behind Paint Sprayer.	Planned	2028						$ 5,000.00	$ 5,000.00	Equipment Replacement Fund
Total: Public Works Department - Streets						$ 120,000.00	$ 75,000.00	$ 150,000.00	$ 11,000.00	$ 59,000.00	$ 5,000.00	$ 420,000.00	
Public Works Department - Wastewater (Moving all items in here to all inclusive contract with Jacobs Group - WWTP Operator)													
Jacobs Contract Addendum Cost (Equipment Portion)	7018	High	The equipment portion of the Jacobs contract addedum will put all equipment needs on Jacobs Group, the Wastewater Treatment Plant operator.	Budgeted	2020	$ 118,052.92	$ 119,233.45	$ 120,425.78	$ 121,630.04	$ 122,846.34	$ 124,074.80	$ 726,263.34	Wastewater Capital Reserve Fund
Total: Public Works Department - Wastewater						$ 118,052.92	$ 119,233.45	$ 120,425.78	$ 121,630.04	$ 122,846.34	$ 124,074.80	$ 726,263.34	
Public Works Department - Water													
Vehicle #601 - Utility Truck	8013	High	Replace Vehicle #601 2003 - Ford F550 Utility Truck	Budgeted	2023	$ 80,000.00						$ 80,000.00	Water Capital Reserve Fund
Backhoe #607 Replacement		Low	Replace Backhoe #607	Planned	2027					$ 150,000.00		$ 150,000.00	Water Capital Reserve Fund
Total: Public Works Department - Water						$ 80,000.00	$ -	$ -	$ -	$ 150,000.00	$ -	$ 230,000.00	
Grand Total: All Equipment Replacements						$ 1,853,403.66	$ 979,584.19	$ 495,776.52	$ 447,980.78	$ 567,197.08	$ 337,425.54	$ 4,691,477.78	

Exhibit 2

City of College Place: Preliminary Equipment Replacent Plan (FY 2024 to 2029) ($5,000 ER&R Threshold)

Name of Project	Project ID	Prioritization	Project Description	Status	First Year Budgeted	FY 2023	FY 2024	FY 2025	FY 2026	FY 2027	FY 2028	FY 2029	Total Project Cost	How is project funded?
Administration/Community Development														
Replace #899 - Generator	1009	Medium	Replace #899 1992 Generac emergency backup generator for City Hall. (for 2 or 3 Buildings)	Planned	2024		$ 300,000.00						$ 300,000.00	75% FEMA HMA Grant, 25% Equipment Replacement Fund
Replace Vehicle #803	1020	Low	Replace Vehicle #803 2011 Ford Escape, Building Department.	Planned	2026				$ 55,000.00				$ 55,000.00	Equipment Replacement Fund
Replace Vehicle #804	1021	Low	Replace Vehicle #804 2011 Ford Escape, Building Department.	Planned	2026				$ 55,000.00				$ 55,000.00	Equipment Replacement Fund
Total: Administration/Community Development						**$ -**	**$ 300,000.00**	**$ -**	**$ 110,000.00**	**$ -**	**$ -**		**$ 410,000.00**	
Fire Department														
Replace Vehicle #E3061 Brush Truck	2015	Medium	Replace #E3061 1985 Chevrolet K3500, MOB Type 6 Brush Truck.	Budgeted	2023	$ 175,000.00							$ 175,000.00	Equipment Replacement Fund
Replace #R3041 - Rescue / Ambulance	2023	Medium	Replace #R3041 2000 Wheeled Coach Ambulance/Chevrolet 4500 Rescue Van.	Planned	2024		$ 325,000.00						$ 325,000.00	Equipment Replacement Fund
Replace #UT306 Pick up		Low	Replace #UT306 2011 Ford F150 Pick Up.	Planned	2026				$ 75,000.00				$ 75,000.00	Equipment Replacement Fund
Add New Ambulance		Medium	Add New Ambluance for increase medical calls.	Planned	2026				$ 400,000.00				$ 400,000.00	Equipment Replacement Fund
Replace #E3041 - Brush Truck		Medium	Replace #E3041 2001 IH 4800, MOB Type 4 Brush Truck.	Planned	2028						$ 400,000.00		$ 400,000.00	Equipment Replacement Fund
Replace #TR3081 - Trailer		Low	Replace #TR3081 - 2008 Edith House Training Trailer.	Planned	2028						$ 175,000.00		$ 175,000.00	Equipment Replacement Fund
Turnouts	2001	High	Annual replacement of turnouts/ $12,000 a year.	Budgeted	Perpetual	$ 40,000.00	$ 40,000.00	$ 40,000.00	$ 40,000.00	$ 40,000.00	$ 40,000.00		$ 240,000.00	Current Expense (Fire Budget)
Total: Fire Department						**$ 215,000.00**	**$ 365,000.00**	**$ 40,000.00**	**$ 515,000.00**	**$ 40,000.00**	**$ 615,000.00**		**$ 1,790,000.00**	
Police Department														
Police Vehicle Leasing Program	3005	High	Police Vehicle Leasing Program (#403, #404, #406, #412, #417, and #419 Durangos will be switched out in 2025.	Budgeted	2019	$ 168,350.74	$ 168,350.74	$ 168,350.74	$ 168,350.74	$ 168,350.74	$ 168,350.74		$ 1,010,104.44	Equipment Replacement Fund
Taser Replacement	3006	High	Tasers need to be replaced as they are now out of warrantee.	Budgeted	2021	$ 17,000.00	$ 17,000.00	$ 17,000.00	$ 17,000.00				$ 68,000.00	Equipment Replacement Fund
Replace #411 with used vehicle	3007	High	Replace #411 Ford Escape Hybrid in 2023 with used vehicle.	Budgeted	2023	$ 30,000.00							$ 30,000.00	Equipment Replacement Fund
Replace #473 - Speed Reader Board Trailer	3008	Medium	Replace #473 1999 speed radar trailer in 2023.	Budgeted	2023	$ 30,000.00							$ 30,000.00	Equipment Replacement Fund
Replace #431 - Marked Vehicle		High	Replace #431 - 2016 Ford Explorer, move this vehicle to Back Up.	Planned	2024		$ 72,000.00						$ 72,000.00	Equipment Replacement Fund
Add Marked Vehicle		High	Add Marked Vehicle for New Lieutenants Position.	Planned	2024		$ 72,000.00						$ 72,000.00	Equipment Replacement Fund
Add Marked Vehicle		High	Add Marked Vehicle for New Officers Position 1.	Planned	2024		$ 72,000.00						$ 72,000.00	Equipment Replacement Fund
Add Marked Vehicle		High	Add Marked Vehicle for New Officers Position 2.	Planned	2024		$ 72,000.00						$ 72,000.00	Equipment Replacement Fund
Replace #448 Pick Up - with a 2500 Pick Up	3009	Medium	Replace #448 SEO 2011 Ford F150, Animal Control & Code Enforement, move to Fire for 2 years.	Planned	2024		$ 72,000.00						$ 72,000.00	Equipment Replacement Fund
Replace #400 - Unmarked Chiefs Car		Medium	Replace #400 2021 Dodge Charger.	Planned	2027					$ 75,000.00			$ 75,000.00	Equipment Replacement Fund
Replace #411 - Unmarked Detectives Car		Medium	Replace #411 2021 Dodge Charger.	Planned	2027					$ 75,000.00			$ 75,000.00	Equipment Replacement Fund
Total: Police Department						**$ 245,350.74**	**$ 545,350.74**	**$ 185,350.74**	**$ 185,350.74**	**$ 243,350.74**	**$ 168,350.74**		**$ 1,573,104.44**	
Public Works Department - Parks														
Lawn Mower	4010	Medium	Replacement lawn mower. Need more professional one for efficient operations.	Budgeted	2023	$ 100,000.00							$ 100,000.00	Equipment Replacement Fund
Replace #306 - Lawn Mower		Medium	Replace #306 lawn mower. Need more professional one for efficient operations.	Planned	2025				$ 30,000.00				$ 30,000.00	Equipment Replacement Fund
Replace #305 - Trailer	4011	Low	Replace #305 2007 Tilt Trailer.	Planned	2027					$ 30,000.00			$ 30,000.00	Equipment Replacement Fund
Total: Public Works Department - Parks						**$ 100,000.00**	**$ -**	**$ -**	**$ 30,000.00**	**$ 30,000.00**	**$ -**		**$ 160,000.00**	
Public Works Department - Stormwater														
Replace Vehicle #901/#701	5019	High	Replace Vehicle #901 #(701) 1999 Serco Vactor/Jetter Sewer Truck.	Budgeted	2023	$ 750,000.00							$ 750,000.00	100% Ecology Grant
Replace Vehicle #920 - Camera Van	5021	High	Replace Vehicle #920 Ford E450 Box Van (Sewer Camera System).	Budgeted	2023	$ 225,000.00							$ 225,000.00	Equipment Replacement Fund
Replace Vehicle #909		Low	Replace Vehicle #909 2017 - Chevrolet Colorado Pick Up.	Planned	2027					$ 55,000.00			$ 55,000.00	Equipment Replacement Fund
Replace Trailer #922		Low	Replace #922 (#722) Rodder Trailer.	Planned	2027					$ 175,000.00			$ 175,000.00	Equipment Replacement Fund
Total: Public Works Department - Stormwater						**$ 975,000.00**	**$ -**	**$ -**	**$ -**	**$ 230,000.00**	**$ -**		**$ 1,205,000.00**	
Public Works Department - Streets														
Replace Vehicle #504 - Pick Up	6030	High	Replace Vehicle #504 2008 Chevrolet 1500 Pick Up.	Budgeted	2023	$ 60,000.00							$ 60,000.00	Equipment Replacement Fund
Replace Vehicle #540 - Utility Truck	6065	High	Replace Vehicle #540 2003 Ford F550 Utility Truck.	Budgeted	2023	$ 60,000.00	$ 140,000.00						$ 200,000.00	Equipment Replacement Fund
Replace Vehicle #209 - Pick Up		Medium	Replace Vehicle #209 2006 Chevrolet 1500 Pick Up.	Planned	2024		$ 70,000.00						$ 70,000.00	Equipment Replacement Fund
Facilities Coordinator Vehicle	6068	Medium	Vehicle for Facilities Maintenance hire.	Planned	2024		$ 85,000.00						$ 85,000.00	Equipment Replacement Fund
Replace Vehicle #547 - Tilt Trailer	6037	Low	Replace Vehicle #547 Walton 24,000 lb Tilt Trailer.	Planned	2024		$ 30,000.00						$ 30,000.00	Equipment Replacement Fund
Add Winter De-Icer Equipment		Low	Add Winter De-Icer Equipment	Planned	2024		$ 35,000.00						$ 35,000.00	
Replace Vehicle #507 - Bucket Truck	6034	Low	Replace Vehicle #507 Ford F550 Utility Bucket Truck.	Planned	2025			$ 325,000.00					$ 325,000.00	Equipment Replacement Fund
Replace #211		Low	Replace Unit #211 2007 Napa Shop Air Compressor.	Planned	2026				$ 11,000.00				$ 11,000.00	Equipment Replacement Fund
Replace #503		Low	Replace #503 2010 Dynapac 48" Rolier / Compactor.		2026				$ 100,000.00					
Replace #512 - Trailer	6066	Low	Replace #512 2007 Tilt Trailer.	Planned	2027					$ 20,000.00			$ 20,000.00	Equipment Replacement Fund
Replace #529 - Tractor	6067	Low	Replace #529 2012 Tractor.	Planned	2027					$ 50,000.00			$ 50,000.00	Equipment Replacement Fund
Replace #519 - Walk behind Paint Sprayer	6069	Low	Replace #519 2017 Walk Behind Paint Sprayer.	Planned	2028						$ 8,000.00		$ 8,000.00	Equipment Replacement Fund
Total: Public Works Department - Streets						**$ 120,000.00**	**$ 360,000.00**	**$ 325,000.00**	**$ 111,000.00**	**$ 70,000.00**	**$ 8,000.00**		**$ 894,000.00**	
Public Works Department - Wastewater (Moving all items in here to all inclusive contract with Jacobs Group - WWTP Operator)														
Jacobs Contract Addendum Cost (Equipment Portion)	7018	High	The equipment portion of the Jacobs contract addedum will put all equipment needs on Jacobs Group, the Wastewater Treatment Plant operator.	Budgeted	2020	$ 118,052.92	$ 119,233.45	$ 120,425.78	$ 121,630.04	$ 122,846.34	$ 124,074.80		$ 726,263.34	Wastewater Capital Reserve Fund
Total: Public Works Department - Wastewater						**$ 118,052.92**	**$ 119,233.45**	**$ 120,425.78**	**$ 121,630.04**	**$ 122,846.34**	**$ 124,074.80**		**$ 726,263.34**	

Public Works Department - Water														
Replace Vehicle #601 - Utility Truck	8013	High	Replace Vehicle #601 2003 Ford F550 Utility Truck.	Budgeted	2023	$ 80,000.00	$ 140,000.00						$ 220,000.00	Water Capital Reserve Fund
Addition: Water Utilities		Low	Add a Pick Up	Planned	2024		$ 55,000.00							
Addition: Project Management		Low	Add a SUV or Pick Up	Planned	2024		$ 55,000.00							
Replace #607 - Backhoe		Low	Replace #607 2011 Backhoe.	Planned	2027					$ 225,000.00			$ 225,000.00	Water Capital Reserve Fund
Total: Public Works Department - Water						**$ 80,000.00**	**$ 250,000.00**	**$ -**	**$ -**	**$ 225,000.00**	**$ -**		**$ 445,000.00**	
Grand Total: All Equipment Replacements						**$ 1,853,403.66**	**$ 1,939,584.19**	**$ 670,776.52**	**$ 1,072,980.78**	**$ 961,197.08**	**$ 915,425.54**		**$ 7,203,367.78**	
						2023	**2024**	**2025**	**2026**	**2027**	**2028**			

SE 6TH ST
SE 8TH ST
S COLLEGE AVE
S COLLEGE AVE
SW 6TH ST
SW 8TH ST
SW BADE AVE
SW BADE AVE
SW 6TH ST
SW OAKWOOD PL
SW 6TH ST
SW DAVIS AVE
SW 6TH ST

PARTIES OF THE AGREEMENT

This Recreation and Conservation Office Grant Agreement (Agreement) is entered into between the State of Washington by and through the Recreation and Conservation Funding Board (RCFB or funding board) and the Recreation and Conservation Office (RCO), P.O. Box 40917, Olympia, Washington 98504-0917 and City of College Place (Sponsor, and primary Sponsor), 625 S College Ave, College Place, WA 99324, and shall be binding on the agents and all persons acting by or through the parties.

All Sponsors are equally and independently subject to all the conditions of this Agreement except those conditions that expressly apply only to the primary Sponsor.

Prior to and during the Period of Performance, per the Applicant Resolution/Authorizations submitted by all Sponsors (and on file with the RCO), the identified Authorized Representative(s)/Agent(s) have full authority to legally bind the Sponsor(s) regarding all matters related to the project identified above, including but not limited to, full authority to: (1) sign a grant application for grant assistance, (2) enter into this Agreement on behalf of the Sponsor(s), including indemnification, as provided therein, (3) enter any amendments thereto on behalf of Sponsor(s), and (4) make any decisions and submissions required with respect to the project. Agreements and amendments must be signed by the Authorized Representative/Agent(s) of all Sponsors, unless otherwise allowed in the AMENDMENTS TO AGREEMENT Section.

A. During the Period of Performance, in order for a Sponsor to change its Authorized Representative/Agent as identified on the original signed Applicant Resolution/Authorization the Sponsor must provide the RCO a new Applicant Resolution/Authorization signed by its governing body or a written delegation of authority to sign in lieu of originally authorized Representative/Agency(s). Unless a new Applicant Resolution/Authorization has been provided, the RCO shall proceed on the basis that the person who is listed as the Authorized Representative in the last Resolution/Authorization that RCO has received is the person with authority to bind the Sponsor to the Agreement (including any amendments thereto) and decisions related to implementation of the Agreement.

B. Amendments After the Period of Performance. RCO reserves the right to request and Sponsor has the obligation to provide, authorizations and documents that demonstrate any signatory to an amendment has the authority to legally bind the Sponsor as described in the above Sections.

For the purposes of this Agreement, as well as for grant management purposes with RCO, only the primary Sponsor may act as a fiscal agent to obtain reimbursements (See PROJECT REIMBURSEMENTS Section).

PURPOSE OF AGREEMENT

This Agreement sets out the terms and conditions by which a grant is made from the State Building Construction Account of the State of Washington. The grant is administered by the Recreation and Conservation Office (RCO).

DESCRIPTION OF PROJECT

The City of College Place will use the grant to renovate a portion of the 3.47 acres of park property commonly identified as Veterans Park. This project includes adding amenities to the park much desired by the community including restrooms, one full size basketball court, and two pickleball courts. This is the only parkland serving the Homestead community which consists of over 300 homes. The primary recreation opportunities provided by this project are basketball and pickleball.

PERIOD OF PERFORMANCE

The period of performance begins on August 1, 2023 (project start date) and ends on June 30, 2026 (project end date). No allowable cost incurred before or after this period is eligible for reimbursement unless specifically provided for by written amendment or addendum to this Agreement, or specifically provided for by applicable RCWs, WACs, and any applicable RCO manuals as of the effective date of this Agreement.

The RCO reserves the right to summarily dismiss any request to amend this Agreement if not made at least 60 days before the project end date.

STANDARD TERMS AND CONDITIONS INCORPORATED

The Standard Terms and Conditions of the Recreation and Conservation Office attached hereto are incorporated by reference as part of this Agreement.

LONG-TERM OBLIGATIONS

For this development project, the Sponsor's long-term obligations for the project area shall be for 20 years from project completion, or as otherwise provided for in this Agreement, or as approved by the funding board or RCO.

PROJECT FUNDING

The total grant award provided for this project shall not exceed $281,023.00. The RCO shall not pay any amount beyond that approved for grant funding of the project and within the percentage as identified below. The Sponsor shall be responsible for all total project costs that exceed this amount. The minimum matching share provided by the Sponsor shall be as indicated below:

	Percentage	Dollar Amount	Source of Funding
RCFB - YAF - Large	50.00%	$281,023.00	State
Project Sponsor	50.00%	$281,023.00	
Total Project Cost	100.00%	$562,046.00	

RIGHTS AND OBLIGATIONS INTERPRETED IN LIGHT OF RELATED DOCUMENTS

All rights and obligations of the parties under this Agreement are further specified in and shall be interpreted in light of the Sponsor's application and the project summary and eligible scope activities under which the Agreement has been approved and/or amended as well as documents produced in the course of administering the Agreement, including the eligible scope activities, the milestones report, progress reports, and the final report. Provided, to the extent that information contained in such documents is irreconcilably in conflict with the Agreement, such information shall not be used to vary the terms of the Agreement, unless the terms in the Agreement are shown to be subject to an unintended error or omission. "Agreement" as used here and elsewhere in this document, unless otherwise specifically stated, has the meaning set forth in the definitions of the Standard Terms and Conditions.

AMENDMENTS TO AGREEMENT

Except as provided herein, no amendment (including without limitation, deletions) of this Agreement will be effective unless set forth in writing signed by all parties. Exception: extensions of the Period of Performance and minor scope adjustments need only be signed by RCO's director or designee and consented to in writing (including email) by the Sponsor's Authorized Representative/Agent or Sponsor's designated point of contact for the implementation of the Agreement (who may be a person other than the Authorized Agent/Representative), unless otherwise provided for in an amendment. This exception does not apply to a federal government Sponsor or a Sponsor that requests and enters into a formal amendment for extensions or minor scope adjustments.

It is the responsibility of a Sponsor to ensure that any person who signs an amendment on its behalf is duly authorized to do so.

Unless otherwise expressly stated in an amendment, any amendment to this Agreement shall be deemed to include all current federal, state, and local government laws and rules, and policies applicable and active and published in the applicable RCO manuals or on the RCO website in effect as of the effective date of the amendment, without limitation to the subject matter of the amendment. Provided, any update in law, rule, policy or a manual that is incorporated as a result of an amendment shall apply only prospectively and shall not require that an act previously done in compliance with existing requirements be redone. However, any such amendment, unless expressly stated, shall not extend or reduce the long-term obligation term.

COMPLIANCE WITH APPLICABLE STATUTES, RULES, AND POLICIES

This Agreement is governed by, and the sponsor shall comply with, all applicable state and federal laws and regulations, applicable RCO manuals as identified below, Exhibits, and any applicable federal program and accounting rules effective as of the date of this Agreement or as of the effective date of an amendment, unless otherwise provided in the amendment. Provided, any update in law, rule, policy or a manual that is incorporated as a result of an amendment shall apply only prospectively and shall not require that an act previously done in compliance with existing requirements be redone unless otherwise expressly stated in the amendment.

For the purpose of this Agreement, WAC Title 286, RCFB policies shall apply as terms of this Agreement.

For the purpose of this Agreement, the following RCO manuals are deemed applicable and shall apply as terms of this Agreement:

- Development Projects - Manual 4
- Long Term Obligations - Manual 7
- Reimbursements - Manual 8
- Youth Athletic Facilities - Manual 17

SPECIAL CONDITIONS

None

SPECIAL CONDITIONS - CULTURAL RESOURCES

CONDITION APPLIES TO THE FOLLOWING AREA(S): College Place Veterans Park

State - RCO Lead: Survey required: This agreement requires compliance with Executive Order 21-02. RCO has completed the initial consultation for this project and a cultural resources survey is required. The cultural resources survey must include documentation of any above or below ground archaeological resources as well as any possible historic structures or buildings that may be affected by the project. The Sponsor must submit the results of the cultural resources survey to RCO and receive a notice of cultural resources completion. Ground disturbance started without approval will be considered a breach of contract. If archaeological or historic materials are discovered while conducting ground disturbing activities, work in the immediate vicinity must stop and the Sponsor must ensure compliance with the provisions found in this agreement. All cultural resources work must meet reporting guidelines outlined by the Department of Archaeology and Historic Preservation.

AGREEMENT CONTACTS

The parties will provide all written communications and notices under this Agreement to either or both the mail address and/or the email address listed below:

Sponsor Project Contact
Michael Rizzitiello
City Manager
625 S College Ave
College Place, WA 99324
mrizzitiello@cpwa.us

RCO Contact
Jesse Sims
Outdoor Grants Manager
PO Box 40917
Olympia, WA 98504-0917
jesse.sims@rco.wa.gov

These addresses and contacts shall be effective until receipt by one party from the other of a written notice of any change. Unless otherwise provided for in this Agreement, decisions relating to the Agreement must be made by the Authorized Representative/Agent, who may or may not be the Project Contact for purposes of notices and communications.

ENTIRE AGREEMENT

This Agreement, with all amendments and attachments, constitutes the entire Agreement of the parties. No other understandings, oral or otherwise, regarding this Agreement shall exist or bind any of the parties.

EFFECTIVE DATE

Unless otherwise provided for in this Agreement, this Agreement, for Project 22-1705, shall become effective and binding on the date signed by both the sponsor and the RCO's authorized representative, whichever is later (Effective Date). Reimbursements for eligible and allowable costs incurred within the period of performance identified in the PERIOD OF PERFORMANCE Section are allowed only when this Agreement is fully executed and an original is received by RCO.

The Sponsor has read, fully understands, and agrees to be bound by all terms and conditions as set forth in this Agreement and the STANDARD TERMS AND CONDITIONS OF THE RCO GRANT AGREEMENT. The signatories listed below represent and warrant their authority to bind the parties to this Agreement.

City of College Place

By: _____ **Date:** _____

Name (printed): _____

Title: _____

State of Washington Recreation and Conservation Office
On behalf of the Recreation and Conservation Funding Board (RCFB or funding board)

By: _____ **Date:** _____

FOR Megan Duffy
Director
Recreation and Conservation Office

Pre-approved as to form:

By: _____ **Date:** 05/01/2023

Assistant Attorney General

Eligible Scope Activities

ELIGIBLE SCOPE ACTIVITIES

Development Metrics

Worksite #1, Veterans Park

Buildings and Structures

Construct / install restroom

Number of restrooms:	2 new, 0 renovated
Select the restroom type :	Restroom

General Site Improvements

Install site furnishings

Select the site furniture / amenities :	Benches, Bike racks, Picnic tables, Recycling/Trash receptacles

Landscaping improvements

Acres of landscaped area :	2.50
Select the landscape features:	Grass/turf, Groundcover, Native vegetation, Trees/shrubs, Water feature/fountain

Site Preparation

General site preparation

Sport Courts

Basketball court development

Number of basketball courts:	0 new, 0 renovated
Number of basketball courts with lighting:	1 new, 0 renovated
Surface types for basketball courts :	
Impervious	0
Pervious	1
Select the basketball court renovation elements:	Add/replace lighting, Add/upgrade court amenities, Replace surface

Pickleball development

Number of pickleball courts:	0 new, 0 renovated
Number of pickleball courts with lighting:	2 new, 0 renovated
Surface types for pickleball courts:	
Impervious	0
Pervious	2
Select the pickleball court renovation elements:	Add/replace lighting, Add/upgrade court amenities

Cultural Resources

Cultural resources

Permits

Obtain permits

Architectural & Engineering

Architectural & Engineering (A&E)

This page is left intentionally blank.

Project Milestones

PROJECT MILESTONE REPORT

Complete	Milestone	Target Date	Comments/Description
	Project Start	08/01/2023	
	Design Initiated	12/01/2023	
	SEPA/NEPA Completed	01/01/2024	
	Progress Report Due	02/01/2024	
	Cultural Resources Complete	07/31/2024	Please see Cultural Resources Special Condition
	Annual Project Billing Due	07/31/2024	
	Progress Report Due	08/01/2024	
	Applied for Permits	11/01/2024	
	60% Plans to RCO	11/01/2024	
	All Bid Docs/Plans to RCO	01/01/2025	
	Progress Report Due	02/01/2025	
	Bid Awarded/Contractor Hired	04/01/2025	
	RCO Notice to Proceed	05/01/2025	Must be complete prior to ground breaking activies
	Construction Started	05/30/2025	
	Annual Project Billing Due	06/30/2025	
	50% Construction Complete	07/31/2025	
	Progress Report Due	08/01/2025	
	90% Construction Complete	09/30/2025	
	Construction Complete	10/31/2025	
	Funding Acknowl Sign Posted	10/31/2025	
	RCO Final Inspection	11/14/2025	
	Progress Report Due	02/01/2026	
	Final Billing Due	05/01/2026	
	Final Report Due	05/06/2026	
	Agreement End Date	06/30/2026	

Standard Terms and Conditions of the Recreation and Conservation Office

Table of Contents

STANDARD TERMS AND CONDITIONS EFFECTIVE DATE 9
CITATIONS, HEADINGS AND DEFINITIONS 9
PERFORMANCE BY THE SPONSOR 12
ASSIGNMENT 12
RESPONSIBILITY FOR PROJECT 12
INDEMNIFICATION 12
INDEPENDENT CAPACITY OF THE SPONSOR 13
CONFLICT OF INTEREST 13
COMPLIANCE WITH APPLICABLE LAW 13
ARCHAEOLOGICAL AND CULTURAL RESOURCES 14
RECORDS 15
PROJECT FUNDING 15
PROJECT REIMBURSEMENTS 16
RECOVERY OF PAYMENTS 16
COVENANT AGAINST CONTINGENT FEES 16
INCOME (AND FEES) AND USE OF INCOME 17
PROCUREMENT REQUIREMENTS 17
TREATMENT OF EQUIPMENT AND ASSETS 17
RIGHT OF INSPECTION 18
STEWARDSHIP AND MONITORING 18
PREFERENCES FOR RESIDENTS 18
ACKNOWLEDGMENT AND SIGNS 18
PROVISIONS APPLYING TO DEVELOPMENT, MAINTENANCE, RENOVATION, AND RESTORATION PROJECTS 18
LONG-TERM OBLIGATIONS OF THE PROJECTS AND SPONSORS 19
CONSTRUCTION, OPERATION, USE, AND MAINTENANCE OF ASSISTED PROJECTS 19
ORDER OF PRECEDENCE 20
LIMITATION OF AUTHORITY 20
WAIVER OF DEFAULT 20
APPLICATION REPRESENTATIONS – MISREPRESENTATIONS OR INACCURACY OR BREACH 20
SPECIFIC PERFORMANCE 20
TERMINATION AND SUSPENSION 21
DISPUTE HEARING 22
ATTORNEYS' FEES 22
GOVERNING LAW/VENUE 22
SEVERABILITY 22
END OF STANDARD TERMS AND CONDITIONS 22

STANDARD TERMS AND CONDITIONS EFFECTIVE DATE

This document sets forth the Standard Terms and Conditions of the Recreation and Conservation Office as of 07/10/2023.

CITATIONS, HEADINGS AND DEFINITIONS

A. Any citations referencing specific documents refer to the current version on the effective date of this Agreement or the effective date of any amendment thereto.

B. Headings used in this Agreement are for reference purposes only and shall not be considered a substantive part of this Agreement.

C. Definitions. As used throughout this Agreement, the following terms shall have the meaning set forth below:

Agreement, terms of the Agreement, or project agreement – The document entitled "RCO GRANT AGREEMENT" accepted by all parties to the present project and transaction, including without limitation the Standard Terms and Conditions of the RCO Grant Agreement, all exhibits, attachments, addendums, amendments, and applicable manuals, and any intergovernmental agreements, and/or other documents that are incorporated into the Agreement subject to any limitations on their effect under this Agreement.

applicable manual(s), manual – A manual designated in this Agreement to apply as terms of this Agreement, subject (if applicable) to substitution of the "RCO director" for the term "board" in those manuals where the project is not approved by or funded by the referenced board, or a predecessor to the board.

applicable WAC(s) – Designated chapters or provisions of the Washington Administrative Code that apply by their terms to the type of grant in question or are deemed under this Agreement to apply as terms of the Agreement, subject to substitution of the "RCO director" for the term "board" or "agency" in those cases where the RCO has contracted to or been delegated to administer the grant program in question.

applicant – Any party, prior to becoming a Sponsor, who meets the qualifying standards/eligibility requirements for the grant application or request for funds in question.

application – The documents and other materials that an applicant submits to the RCO to support the applicant's request for grant funds; this includes materials required for the "Application" in the RCO's automated project information system, and other documents as noted on the application checklist including but not limited to legal opinions, maps, plans, evaluation presentations and scripts.

Authorized Representative/Agent – A Sponsor's agent (employee, political appointee, elected person, etc.) authorized to be the signatory of this Agreement and any amendments requiring a Sponsor's signature. This person has the signature authority to bind the Sponsor to this Agreement, grant, and project.

C.F.R. – Code of Federal Regulations

completed project or project completion – The status of a project when all of the following have occurred:

- The grant funded project has been inspected by the RCO and the RCO has determined that all scopes of work to implement the project have been completed satisfactorily.
- A final project report is submitted to and accepted by RCO.
- Any needed amendments to the Agreement have been entered by the Sponsor and RCO and have been delivered to the RCO.
- A final reimbursement request has been delivered to and paid by RCO.
- Documents affecting property rights (including RCO's as may apply) and any applicable notice of grant, have been recorded (as may apply).

contractor – An entity that receives a contract from a Sponsor related to performance of work or another obligation under this Agreement.

conversion – A conversion occurs 1) when facilities acquired, developed, renovated or restored within the project area are changed to a use other than that for which funds were approved, without obtaining prior written formal RCO or board approval, 2) when property interests are conveyed to a third party not otherwise eligible to receive grants in the program from which funding was approved without obtaining prior written formal RCO or board approval, or 3) when obligations to operate and maintain the funded property are not complied with after reasonable opportunity to cure.

Cultural Resources – Archaeological or historic archaeological sites, historic buildings/structures, and cultural or sacred places.

development project – A project that results in the construction of, or work resulting in, new elements, including but not limited to structures, facilities, and/or materials to enhance outdoor recreation resources. A development project may also involve activities that redevelop or renovate an existing facility, and these may occur exclusively in the project or in combination with new construction. For projects in the Boating Facilities Program, the term "development project" includes all of the above and may also include those activities that are defined as maintenance in 50 C.F.R 86.

director – The chief executive officer of the Recreation and Conservation Office or that person's designee.

effective date – The date when the signatures of all parties to this agreement are present in the agreement.

equipment – Tangible personal property (including information technology systems) having a useful service life of more than one year and a per-unit acquisition cost which equals or exceeds the lesser of the capitalization level established by the Sponsor or $5,000 (2 C.F.R. Part 200 (as updated)).

funding board or board – The Washington State Recreation and Conservation Funding Board, or the Washington State Salmon Recovery Funding Board. Or both as may apply.

Funding Entity – the entity that approves the project that is the subject to this Agreement.

grant program – The source of the grant funds received. May be an account in the state treasury, or a grant category within a larger grant program, or a federal source.

long-term compliance period – The term of years, beginning on the end date of the agreement, when long-term obligations exist for the Sponsor. The start date and end date of the compliance period may also be prescribed by RCO per the Agreement.

long-term obligations – Sponsor's obligations after the project end date, as specified in the Agreement and manuals and other exhibits as may apply.

landowner agreement – An agreement that is required between a Sponsor and landowner for projects located on land not owned, or otherwise controlled, by the Sponsor.

match or matching share – The portion of the total project cost provided by the Sponsor.

milestone – An important event with a defined date to track an activity related to implementation of a funded project and monitor significant stages of project accomplishment.

Office – Means the Recreation and Conservation Office or RCO.

pass-through entity – A non-Federal entity that provides a subaward to a subrecipient to carry out part of a Federal program (2 CFR 200 (as updated)). If this Agreement is a federal subaward, RCO is the pass-through entity.

period of performance – The period beginning on the project start date and ending on the project end date.

pre-agreement cost – A project cost incurred before the period of performance.

primary Sponsor – The Sponsor who is not a secondary Sponsor and who is specifically identified in the Agreement as the entity to which RCO grants funds to and authorizes and requires to administer the grant. Administration includes but is not limited to acting as the fiscal agent for the grant (e.g. requesting and accepting reimbursements, submitting reports). Primary Sponsor includes its officers, employees, agents and successors.

project – The undertaking that is funded by this Agreement either in whole or in part with funds administered by RCO.

project area - A geographic area that delineates a grant assisted site which is subject to project agreement requirements.

project completion or completed project – The status of a project when all of the following have occurred:

- The grant funded project has been inspected by the RCO and the RCO has determined that all scopes of work to implement the project have been completed satisfactorily.
- A final project report is submitted to and accepted by RCO.
- Any needed amendments to the Agreement have been entered by the Sponsor and RCO and have been delivered to the RCO.
- A final reimbursement request has been delivered to and paid by RCO.

- Documents affecting property rights (including RCO's as may apply) and any applicable notice of grant, have been recorded (as may apply).

project cost – The total allowable costs incurred under this Agreement and all required match share and voluntary committed matching share, including third-party contributions (see also 2 C.F.R. Part 200 (as updated)) for federally funded projects).

project end date – The specific date identified in the Agreement on which the period of performance ends, as may be changed by amendment. This date is not the end date for any long-term obligations.

project start date – The specific date identified in the Agreement on which the period of performance starts.

RCFB – Recreation and Conservation Funding Board

RCO – Recreation and Conservation Office – The state agency that administers the grant that is the subject of this Agreement. RCO includes the director and staff.

RCW – Revised Code of Washington

reimbursement – RCO's payment of funds from eligible and allowable costs that have already been paid by the Sponsor per the terms of the Agreement.

renovation project – A project intended to improve an existing site or structure in order to increase its useful service life beyond current expectations or functions. This does not include maintenance activities to maintain the facility for its originally expected useful service life.

secondary Sponsor – One of two or more Sponsors who is not a primary Sponsor. Only the primary Sponsor may be the fiscal agent for the project.

Sponsor – A Sponsor is an organization that is listed in and has signed this Agreement.

Sponsor Authorized Representative/Agent – A Sponsor's agent (employee, political appointee, elected person, etc.) authorized to be the signatory of this Agreement and any amendments requiring a Sponsor signature. This person has the signature authority to bind the Sponsor to this Agreement, grant, and project.

subaward – Funds allocated to the RCO from another organization, for which RCO makes available to or assigns to another organization via this Agreement. Also, a subaward may be an award provided by a pass-through entity to a subrecipient for the subrecipient to carry out part of any award received by the pass-through entity. It does not include payments to a contractor or payments to an individual that is a beneficiary of a federal or other program. A subaward may be provided through any form of legal agreement, including an agreement that the pass-through entity considers a contract. Also see 2 C.F.R. Part 200 (as updated). For federal subawards, a subaward is for the purpose of carrying out a portion of a Federal award and creates a federal assistance relationship with the subrecipient (2 C.F.R. Part 200 (as updated)). If this Agreement is a federal subaward, the subaward amount is the grant program amount in the Project Funding Section.

subrecipient – Subrecipient means an entity that receives a subaward. For non-federal entities receiving federal funds, a subrecipient is an entity that receives a subaward from a pass-through entity to carry out part of a federal program; but does not include an individual that is a beneficiary of such program. A subrecipient may also be a recipient of other federal awards directly from a federal awarding agency (2 C.F.R. Part 200 (as updated)). If this Agreement is a federal subaward, the Sponsor is the subrecipient.

tribal consultation – Outreach, and consultation with one or more federally recognized tribes (or a partnership or coalition or consortium of such tribes, or a private tribal enterprise) whose rights will or may be significantly affected by the proposed project. This includes sharing with potentially-affected tribes the scope of work in the grant and potential impacts to natural areas, natural resources, and the built environment by the project. It also includes responding to any tribal request from such tribes and considering tribal recommendations for project implementation which may include not proceeding with parts of the project, altering the project concept and design, or relocating the project or not implementing the project, all of which RCO shall have the final approval of.

useful service life – Period during which a built asset, equipment, or fixture is expected to be useable for the purpose it was acquired, installed, developed, and/or renovated, or restored per this Agreement.

WAC – Washington Administrative Code.

PERFORMANCE BY THE SPONSOR

The Sponsor shall undertake the project as described in this Agreement, and in accordance with the Sponsor's proposed goals and objectives described in the application or documents submitted with the application, all as finally approved by the RCO (to include any RCO approved changes or amendments thereto). All submitted documents are incorporated by this reference as if fully set forth herein.

Timely completion of the project and submission of required documents, including progress and final reports, is important. Failure to meet critical milestones or complete the project, as set out in this Agreement, is a material breach of the Agreement.

ASSIGNMENT

Neither this Agreement, nor any claim arising under this Agreement, shall be transferred or assigned by the Sponsor without prior written approval of the RCO. Sponsor shall not sell, give, or otherwise assign to another party any property right, or alter a conveyance (see below) for the project area acquired with this grant without prior approval of the RCO.

RESPONSIBILITY FOR PROJECT

Although RCO administers the grant that is the subject of this Agreement, the project itself remains the sole responsibility of the Sponsor. The RCO and Funding Entity (if different from the RCO) undertakes no responsibilities to the Sponsor, or to any third party, other than as is expressly set out in this Agreement.

The responsibility for the implementation of the project is solely that of the Sponsor, as is the responsibility for any claim or suit of any nature by any third party related in any way to the project. When a project has more than one Sponsor, any and all Sponsors are equally responsible for the project and all post-completion stewardship responsibilities and long-term obligations unless otherwise stated in this Agreement.

The RCO, its employees, assigns, consultants and contractors, and members of any funding board or advisory committee or other RCO grant review individual or body, have no responsibility for reviewing, approving, overseeing or supervising design, construction, or safety of the project and leaves such review, approval, oversight and supervision exclusively to the Sponsor and others with expertise or authority. In this respect, the RCO, its employees, assigns, consultants and contractors, and any funding board or advisory committee or other RCO grant review individual or body will act only to confirm at a general, lay person, and nontechnical level, solely for the purpose of project eligibility and payment and not for safety or suitability, that the project apparently is proceeding or has been completed as per the Agreement.

INDEMNIFICATION

The Sponsor shall defend, indemnify, and hold the State and its officers and employees harmless from all claims, demands, or suits at law or equity arising in whole or in part from the actual or alleged acts, errors, omissions or negligence in connection with this Agreement (including without limitation all work or activities thereunder), or the breach of any obligation under this Agreement by the Sponsor or the Sponsor’s agents, employees, contractors, subcontractors, or vendors, of any tier, or any other persons for whom the Sponsor may be legally liable.

Provided that nothing herein shall require a Sponsor to defend or indemnify the State against and hold harmless the State from claims, demands or suits based solely upon the negligence of the State, its employees and/or agents for whom the State is vicariously liable.

Provided further that if the claims or suits are caused by or result from the concurrent negligence of (a) the Sponsor or the Sponsor’s agents or employees, and (b) the State, or its employees or agents the indemnity obligation shall be valid and enforceable only to the extent of the Sponsor’s negligence or its agents, or employees.

As part of its obligations provided above, the Sponsor specifically assumes potential liability for actions brought by the Sponsor’s own employees or its agents against the State and, solely for the purpose of this indemnification and defense, the Sponsor specifically waives any immunity under the state industrial insurance law, RCW Title 51. Sponsor’s waiver of immunity under this provision extends only to claims against Sponsor by Indemnitee RCO, and does not include, or extend to, any claims by Sponsor’s employees directly against Sponsor.

Sponsor shall ensure that any agreement relating to this project involving any contractors, subcontractors and/or vendors of any tier shall require that the contracting entity indemnify, defend, waive RCW 51 immunity, and otherwise protect the State as provided herein as if it were the Sponsor. This shall not apply to a contractor or subcontractor is solely donating its services to the project without compensation or other substantial consideration.

The Sponsor shall also defend, indemnify, and hold the State and its officers and employees harmless from all claims, demands, or suits at law or equity arising in whole or in part from the alleged patent or copyright infringement or other allegedly improper appropriation or use of trade secrets, patents, proprietary information, know-how, copyright rights or inventions by the Sponsor or the Sponsor’s agents, employees, contractors, subcontractors or vendors, of any tier, or any other persons for whom the Sponsor may be legally liable, in performance of the work under this Agreement or arising out of any use in connection with the Agreement of methods, processes, designs, information or other items furnished or

communicated to the State, its agents, officers and employees pursuant to the Agreement. Provided, this indemnity shall not apply to any alleged patent or copyright infringement or other allegedly improper appropriation or use of trade secrets, patents, proprietary information, know-how, copyright rights or inventions resulting from the State's, its agents', officers' and employees' failure to comply with specific written instructions regarding use provided to the State, its agents, officers and employees by the Sponsor, its agents, employees, contractors, subcontractors or vendors, of any tier, or any other persons for whom the Sponsor may be legally liable.

The funding board and RCO are included within the term State, as are all other agencies, departments, boards, councils, committees, divisions, bureaus, offices, societies, or other entities of state government.

INDEPENDENT CAPACITY OF THE SPONSOR

The Sponsor and its employees or agents performing under this Agreement are not officers, employees or agents of the RCO or Funding Entity. The Sponsor will not hold itself out as nor claim to be an officer, employee or agent of the RCO or the Funding Entity, or of the state of Washington, nor will the Sponsor make any claim of right, privilege or benefit which would accrue to an employee under RCW 41.06.

The Sponsor is responsible for withholding and/or paying employment taxes, insurance, or deductions of any kind required by federal, state, and/or local laws.

CONFLICT OF INTEREST

Notwithstanding any determination by the Executive Ethics Board or other tribunal, RCO may, in its sole discretion, by written notice to the Sponsor terminate this Agreement if it is found after due notice and examination by RCO that there is a violation of the Ethics in Public Service Act, RCW 42.52; or any similar statute involving the Sponsor in the procurement of, or performance under, this Agreement.

In the event this Agreement is terminated as provided herein, RCO shall be entitled to pursue the same remedies against the Sponsor as it could pursue in the event of a breach of the Agreement by the Sponsor. The rights and remedies of RCO provided for in this clause shall not be exclusive and are in addition to any other rights and remedies provided by law or this Agreement.

COMPLIANCE WITH APPLICABLE LAW

In implementing the Agreement, the Sponsor shall comply with all applicable federal, state, and local laws (including without limitation all applicable ordinances, codes, rules, and regulations). Such compliance includes, without any limitation as to other applicable laws, the following laws:

A. **Nondiscrimination Laws.** The Sponsor shall comply with all applicable federal, state, and local nondiscrimination laws and/or policies, including but not limited to: the Americans with Disabilities Act; Civil Rights Act; and the Age Discrimination Employment Act (if applicable). In the event of the Sponsor's noncompliance or refusal to comply with any nondiscrimination law or policy, the Agreement may be rescinded, cancelled, or terminated in whole or in part, and the Sponsor may be declared ineligible for further grant awards from the RCO or Funding Entity. The Sponsor is responsible for any and all costs or liability arising from the Sponsor's failure to so comply with applicable law. Except where a nondiscrimination clause required by a federal funding agency is used, the Sponsor shall insert the following nondiscrimination clause in each contract for construction of this project: "During the performance of this contract, the contractor agrees to comply with all federal and state nondiscrimination laws, regulations and policies."

B. **Secular Use of Funds.** No funds awarded under this grant may be used to pay for any religious activities, worship, or instruction, or for lands and facilities for religious activities, worship, or instruction. Religious activities, worship, or instruction may be a minor use of the grant supported recreation and conservation land or facility.

C. **Wages and Job Safety.** The Sponsor agrees to comply with all applicable laws, regulations, and policies of the United States and the State of Washington or other jurisdiction which affect wages and job safety. The Sponsor agrees when state prevailing wage laws (RCW 39.12) are applicable, to comply with such laws, to pay the prevailing rate of wage to all workers, laborers, or mechanics employed in the performance of any part of this contract, and to file a statement of intent to pay prevailing wage with the Washington State Department of Labor and Industries as required by RCW 39.12.40. The Sponsor also agrees to comply with the provisions of the rules and regulations of the Washington State Department of Labor and Industries.

    1) Pursuant to RCW 39.12.040(1)(a), all contractors and subcontractors shall submit to Sponsor a statement of intent to pay prevailing wages if the need to pay prevailing wages is required by law. If a contractor or subcontractor intends to pay other than prevailing wages, it must provide the Sponsor with an affirmative statement of the contractor's or subcontractor's intent. Unless required by law, the Sponsor is not required to investigate a statement regarding prevailing wage provided by a contractor or subcontractor.

    2) Exception, Service Organizations of Trail and Environmental Projects (RCW 79A.35.130). If allowed by state and federal law and rules, participants in conservation corps programs offered by a nonprofit organization

affiliated with a national service organization established under the authority of the national and community service trust act of 1993, P.L. 103-82, are exempt from provisions related to rates of compensation while performing environmental and trail maintenance work provided: (1) The nonprofit organization must be registered as a nonprofit corporation pursuant to RCW 24.03; (2) The nonprofit organization's management and administrative headquarters must be located in Washington; (3) Participants in the program must spend at least fifteen percent of their time in the program on education and training activities; and (4) Participants in the program must receive a stipend or living allowance as authorized by federal or state law. Participants are exempt from provisions related to rates of compensation only for environmental and trail maintenance work conducted pursuant to the conservation corps program.

D. **Restrictions on Grant Use.** No part of any funds provided under this grant shall be used, other than for normal and recognized executive-legislative relationships, for publicity or propaganda purposes, or for the preparation, distribution, or use of any kit, pamphlet, booklet, publication, radio, television, or video presentation designed to support or defeat legislation pending before the U.S. Congress or any state legislature. No part of any funds provided under this grant shall be used to pay the salary or expenses of any Sponsor, or agent acting for such Sponsor, related to any activity designed to influence legislation or appropriations pending before the U.S. Congress or any state legislature.

E. **Debarment and Certification.** By signing the Agreement with RCO, the Sponsor certifies that neither it nor its principals nor any other lower tier participant are presently debarred, suspended, proposed for debarment, declared ineligible or voluntarily excluded from participation in this transaction by Washington State Labor and Industries. Further, the Sponsor agrees not to enter into any arrangements or contracts related to this Agreement with any party that is on Washington State Department of Labor and Industries' "Debarred Contractor List."

ARCHAEOLOGICAL AND CULTURAL RESOURCES

A. Project Review. RCO facilitates the review of projects for potential impacts to archaeology and cultural resources, except as those listed below. The Sponsor shall follow RCO guidance and directives to assist it with such review as may apply.

1) **Projects occurring on State/Federal Lands:** Archaeological and cultural resources compliance for projects occurring on State or Federal Agency owned or managed lands, will be the responsibility of the respective agency, regardless of sponsoring entity type. Prior to ground disturbing work or alteration of a potentially historic or culturally significant structure, or release of final payments on an acquisition, the Sponsor must provide RCO all documentation acknowledging and demonstrating that the applicable archaeological and cultural resources responsibilities of such state or federal landowner or manager has been conducted.

B. Termination. RCO retains the right to terminate a project due to anticipated or actual impacts to archaeology and cultural resources.

C. Notice To Proceed. No work shall commence in the project area until RCO has provided a notice of cultural resources completion. RCO may require on-site monitoring for impacts to archaeology and cultural resources during any demolition, construction, land clearing, restoration, or repair work, and may direct that work stop to minimize, mitigate, or avoid impacts to archaeology and cultural resource impacts or concerns. All cultural resources requirements for non ground disturbing projects (such as acquisition or planning projects) must be met prior to final reimbursement.

D. Compliance and Indemnification. At all times, the Sponsor shall take reasonable action to avoid, minimize, or mitigate adverse effects to archaeological and historic resources in the project area, and comply with any RCO direction for such minimization and mitigation. All federal or state cultural resources requirements under Governor's Executive Order 21-02 and the National Historic Preservation Act, and the State Environmental Policy Act and the National Environmental Policy Act, and any local laws that may apply, must be completed prior to the start of any work on the project site. The Sponsor must agree to indemnify and hold harmless the State of Washington in relation to any claim related to historical or cultural artifacts discovered, disturbed, or damaged due to the project funded under this Agreement. Sponsor shall comply with RCW 27.53, RCW 27.44.055, and RCW 68.50.645, and all other applicable local, state, and federal laws protecting cultural resources and human remains.

E. Costs associated with project review and evaluation of archeology and cultural resources are eligible for reimbursement under this agreement. Costs that exceed the budget grant amount shall be the responsibility of the Sponsor.

F. Inadvertent Discovery Plan. The Sponsor shall request, review, and be bound by the RCO Inadvertent Discovery Plan, and:

1) Keep the IDP at the project site.

2) Make the IDP readily available to anyone working at the project site.

3) Discuss the IDP with staff and contractors working at the project site.

4) Implement the IDP when cultural resources or human remains are found at the project site.

G. Inadvertent Discovery

1) If any archaeological or historic resources are found while conducting work under this Agreement, the Sponsor shall immediately stop work and notify RCO, the Department of Archaeology and Historic Preservation at (360) 586-3064, and any affected Tribe, and stop any activity that may cause further disturbance to the archeological or historic resources.

2) If any human remains are found while conducting work under this Agreement, Sponsor shall immediately stop work and notify the local Law Enforcement Agency or Medical Examiner/Coroner's Office, and then RCO, all in the most expeditious manner, and stop any activity that may cause disturbance to the remains. Sponsor shall secure the area of the find will and protect the remains from further disturbance until the State provides a new notice to proceed.

a) Any human remains discovered shall not be touched, moved, or further disturbed unless directed by RCO or the Department of Archaeology and Historic Preservation (DAHP).

b) The county medical examiner/coroner will assume jurisdiction over the human skeletal remains and make a determination of whether those remains are forensic or non-forensic. If the county medical examiner/coroner determines the remains are non-forensic, then they will report that finding to the Department of Archaeology and Historic Preservation (DAHP) who will then take jurisdiction over the remains. The DAHP will notify any appropriate cemeteries and all affected tribes of the find. The State Physical Anthropologist will make a determination of whether the remains are Indian or Non-Indian and report that finding to any appropriate cemeteries and the affected tribes. The DAHP will then handle all consultation with the affected parties as to the future preservation, excavation, and disposition of the remains.

RECORDS

A. **Digital Records.** If requested by RCO, the Sponsor must provide a digital file(s) of the project property and funded project site in a format specified by the RCO.

B. **Maintenance and Retention.** The Sponsor shall maintain books, records, documents, data and other records relating to this Agreement and performance of the services described herein, including but not limited to accounting procedures and practices which sufficiently and properly reflect all direct and indirect costs of any nature expended in the performance of this Agreement. Sponsor shall retain such records for a period of nine years from the date RCO deems the project complete, as defined in the PROJECT REIMBURSEMENTS Section. If any litigation, claim or audit is started before the expiration of the nine (9) year period, the records shall be retained until all litigation, claims, or audit findings involving the records have been resolved.

C. **Access to Records and Data.** At no additional cost, the records relating to the Agreement, including materials generated under the Agreement, shall be subject at all reasonable times to inspection, review or audit by RCO, personnel duly authorized by RCO, the Office of the State Auditor, and federal and state officials so authorized by law, regulation or agreement. This includes access to all information that supports the costs submitted for payment under the grant and all findings, conclusions, and recommendations of the Sponsor's reports, including computer models and methodology for those models.

D. **Public Records.** Sponsor acknowledges that the RCO is subject to RCW 42.56 and that this Agreement and any records Sponsor submits or has submitted to the State shall be a public record as defined in RCW 42.56. RCO administers public records requests per WAC 286-06 and 420-04 (which ever applies). Additionally, the Sponsor agrees to disclose any information in regards to the expenditure of that funding as if the project sponsor were subject to the requirements of chapter 42.56 RCW. By submitting any record to the State, Sponsor understands that the State may be requested to disclose or copy that record under the state public records law, currently codified at RCW 42.56. The Sponsor warrants that it possesses such legal rights as are necessary to permit the State to disclose and copy such record to respond to a request under state public records laws. The Sponsor hereby agrees to release the State from any claims arising out of allowing such review or copying pursuant to a public records act request, and to indemnify against any claims arising from allowing such review or copying and pay the reasonable cost of state's defense of such claims.

PROJECT FUNDING

A. **Authority**. This Agreement and funding is made available to Sponsor through the RCO.

B. **Additional Amounts**. The RCO or Funding Entity shall not be obligated to pay any amount beyond the dollar amount as identified in this Agreement, unless an additional amount has been approved in advance by the RCO director and incorporated by written amendment into this Agreement.

C. **Before the Agreement**. No expenditure made, or obligation incurred, by the Sponsor before the project start date shall be eligible for grant funds, in whole or in part, unless specifically provided for by the RCO director, such as a waiver of retroactivity or program specific eligible pre-Agreement costs. For reimbursements of such costs, this Agreement must be fully executed and an original received by RCO. The dollar amounts identified in this Agreement may be reduced as necessary to exclude any such expenditure from reimbursement.

D. **After the Period of Performance**. No expenditure made, or obligation incurred, following the period of performance shall be eligible, in whole or in part, for grant funds hereunder. In addition to any remedy the RCO or Funding Entity may have under this Agreement, the grant amounts identified in this Agreement shall be reduced to exclude any such expenditure from participation.

PROJECT REIMBURSEMENTS

A. **Reimbursement Basis.** This Agreement is administered on a reimbursement basis per WAC 286-13 and/or 420-12, whichever has been designated to apply. Only the primary Sponsor may request reimbursement for eligible and allowable costs incurred during the period of performance. The primary Sponsor may request reimbursement only after (1) this Agreement has been fully executed and (2) the Sponsor has remitted payment to its vendors. RCO will authorize disbursement of project funds only on a reimbursable basis at the percentage as defined in the PROJECT FUNDING Section. Reimbursement shall not be approved for any expenditure not incurred by the Sponsor, or for a donation used as part of its matching share. RCO does not reimburse for donations. All reimbursement requests must include proper documentation of expenditures as required by RCO.

B. **Reimbursement Request Frequency.** The primary Sponsor is required to submit a reimbursement request to RCO, at a minimum for each project at least once a year for reimbursable activities occurring between July 1 and June 30 or as identified in the milestones. Sponsors must refer to the most recent applicable RCO manuals and this Agreement regarding reimbursement requirements.

C. **Compliance and Payment.** The obligation of RCO to pay any amount(s) under this Agreement is expressly conditioned on strict compliance with the terms of this Agreement and other agreements between RCO and the Sponsor.

D. **Conditions for Payment of Retainage.** RCO reserves the right to withhold disbursement of the total amount of the grant to the Sponsor until the following has occurred:

1) RCO has accepted the project as a completed project, which acceptance shall not be unreasonably withheld.

2) On-site signs are in place (if applicable); Any other required documents and media are complete and submitted to RCO;Grant related fiscal transactions are complete, and

3) RCO has accepted a final boundary map of the project area for which the Agreement terms will apply in the future.

RECOVERY OF PAYMENTS

A. **Recovery for Noncompliance.** In the event that the Sponsor fails to expend funds under this Agreement in accordance with state and federal laws, and/or the provisions of the Agreement, fails to meet its percentage of the project total, and/or fails to comply with any of the terms and conditions of the Agreement, RCO reserves the right to recover grant award funds in the amount equivalent to the extent of noncompliance in addition to any other remedies available at law or in equity.

B. **Return of Overpayments.** The Sponsor shall reimburse RCO for any overpayment or erroneous payments made under the Agreement. Repayment by the Sponsor of such funds under this recovery provision shall occur within 30 days of demand by RCO. Interest shall accrue at the rate of twelve percent (12%) per annum from the time the Sponsor received such overpayment. Unless the overpayment is due to an error of RCO, the payment shall be due and owing on the date that the Sponsor receives the overpayment from the RCO. If the payment is due to an error of RCO, it shall be due and owing 30 days after demand by RCO for refund.

COVENANT AGAINST CONTINGENT FEES

The Sponsor warrants that no person or selling agent has been employed or retained to solicit or secure this Agreement on an agreement or understanding for a commission, percentage, brokerage or contingent fee, excepting bona fide employees or bona fide established agents maintained by the Sponsor for the purpose of securing business. RCO shall have the right, in the event of breach of this clause by the Sponsor, to terminate this Agreement and to be reimbursed by Sponsor for any grant funds paid to Sponsor (even if such funds have been subsequently paid to an agent), without liability to RCO or, in RCO's discretion, to deduct from the Agreement grant amount or consideration or recover by other means the full amount of such commission, percentage, brokerage or contingent fee.

INCOME (AND FEES) AND USE OF INCOME

See WAC 286-13-110 for additional requirements for projects funded from the RCFB.

A. **Compatible source.** The source of any income generated in a funded project or project area must be compatible with the funding source and the Agreement and any applicable manuals, RCWs, and WACs.

B. **Use of Income.** Subject to any limitations contained in applicable state or federal law, any needed approvals of RCO, and applicable rules and policies, income or fees generated at a project work site (including entrance, utility corridor permit, cattle grazing, timber harvesting, farming, rent, franchise fees, ecosystem services, carbon offsets sequestration, etc.) during or after the reimbursement period cited in the Agreement, must be used to offset:

1) The Sponsor's matching resources;

2) The project's total cost;

3) The expense of operation, maintenance, stewardship, monitoring, and/or repair of the facility or program assisted by the grant funding;

4) The expense of operation, maintenance, stewardship, monitoring, and/or repair of other similar units in the Sponsor's system;

5) Capital expenses for similar acquisition and/or development and renovation; and/or

6) Other purposes explicitly approved by RCO or otherwise provided for in this agreement.

C. **Fees**. User and/or other fees may be charged in connection with land acquired or facilities developed, maintained, renovated, or restored and shall be consistent with the:

1) Grant program laws, rules, and applicable manuals;

2) Value of any service(s) furnished;

3) Value of any opportunities furnished; and

4) Prevailing range of public fees in the state for the activity involved.

PROCUREMENT REQUIREMENTS

A. **Procurement Requirements.** If the Sponsor has, or is required to have, a procurement process that follows applicable state and/or federal law or procurement rules and principles, it must be followed, documented, and retained. If no such process exists, the Sponsor must follow these minimum procedures:

1) Publish a notice to the public requesting bids/proposals for the project;

2) Specify in the notice the date for submittal of bids/proposals;

3) Specify in the notice the general procedure and criteria for selection; and

4) Sponsor must contract or hire from within its bid pool. If bids are unacceptable the process needs to be repeated until a suitable bid is selected.

5) Comply with the same legal standards regarding unlawful discrimination based upon race, gender, ethnicity, sex, or sex-orientation that are applicable to state agencies in selecting a bidder or proposer.

Alternatively, Sponsor may choose a bid from a bidding cooperative if authorized to do so.

This procedure creates no rights for the benefit of third parties, including any proposers, and may not be enforced or subject to review of any kind or manner by any entity other than the RCO. Sponsors may be required to certify to the RCO that they have followed any applicable state and/or federal procedures or the above minimum procedure where state or federal procedures do not apply.

TREATMENT OF EQUIPMENT AND ASSETS

Equipment shall be used and managed only for the purpose of this Agreement, unless otherwise provided herein or in the applicable manuals, or approved by RCO in writing.

A. **Discontinued Use.** Equipment obtained under this Agreement shall remain in the possession of the Sponsor for the duration of the project, or RULES of applicable grant assisted program. When the Sponsor discontinues use of the

equipment for the purpose for which it was funded, RCO may require the Sponsor to deliver the equipment to RCO, or to dispose of the equipment according to RCO published policies.

B. **Loss or Damage.** The Sponsor shall be responsible for any loss or damage to equipment.

RIGHT OF INSPECTION

The Sponsor shall provide right of access to the project to RCO, or any of its officers, or to any other authorized agent or official of the state of Washington or the federal government, at all reasonable times, in order to monitor and evaluate performance, long-term obligations, compliance, and/or quality assurance under this Agreement. If a landowner agreement or other form of control and tenure limits access to the project area, it must include (or be amended to include) the RCO's right to inspect and access lands acquired or developed with this funding assistance.

STEWARDSHIP AND MONITORING

Sponsor agrees to perform monitoring and stewardship functions as stated in the applicable WACs and manuals, this Agreement, or as otherwise directed by RCO consistent with the existing laws and applicable manuals. Sponsor further agrees to utilize, where applicable and financially feasible, any monitoring protocols recommended by the RCO; provided that RCO does not represent that any monitoring it may recommend will be adequate to reasonably assure project performance or safety. It is the sole responsibility of the Sponsor to perform such additional monitoring as may be adequate for such purposes.

PREFERENCES FOR RESIDENTS

Sponsors shall not express a preference for users of grant assisted projects on the basis of residence (including preferential reservation, membership, and/or permit systems) except that reasonable differences in admission and other fees may be maintained on the basis of residence. Fees for nonresidents must not exceed twice the fee imposed on residents. Where there is no fee for residents but a fee is charged to nonresidents, the nonresident fee shall not exceed the amount that would be imposed on residents at comparable state or local public facilities.

ACKNOWLEDGMENT AND SIGNS

A. **Publications.** The Sponsor shall include language which acknowledges the funding contribution of the applicable grant program to this project in any release or other publication developed or modified for, or referring to, the project during the project period and in the future.

B. **Signs.**

1) During the period of performance through the period of long-term obligation, the Sponsor shall post openly visible signs or other appropriate media at entrances and other locations on the project area that acknowledge the applicable grant program's funding contribution, unless waived by the director; and

2) During the period of long-term obligation, the Sponsor shall post openly visible signs or other appropriate media at entrances and other locations to notify the public of the availability of the site for reasonable public access.

C. **Ceremonies.** The Sponsor shall notify RCO no later than two weeks before a dedication ceremony for this project. The Sponsor shall verbally acknowledge the applicable grant program's funding contribution at all dedication ceremonies and in all advertisements and mailings thereof, and any and all of its related digital media publications.

PROVISIONS APPLYING TO DEVELOPMENT, MAINTENANCE, RENOVATION, AND RESTORATION PROJECTS

The following provisions shall be in force:

A. **Operations and Maintenance**. Properties, structures, and facilities developed, maintained, or operated with the assistance of money granted per this Agreement and within the project area shall be built, operated, and maintained according to applicable regulations, laws, building codes, and health and public safety standards to assure a reasonably safe condition and to prevent premature deterioration. It is the Sponsor's sole responsibility to ensure the same are operated and maintained in a safe and operable condition. The RCO does not conduct safety inspections or employ or train staff for that purpose.

B. **Document Review and Approval.** Prior to commencing construction or finalizing the design, the Sponsor agrees to submit one copy of all construction and restoration plans and specifications to RCO for review solely for compliance with the scope of work to be identified in the Agreement. RCO does not review for, and disclaims any responsibility to review for safety, suitability, engineering, compliance with code, or any matters other than the scope so identified. Although RCO staff may provide tentative guidance to a Sponsor on matters related to site accessibility by persons with a disability, it is the Sponsor's responsibility to confirm that all legal requirements for accessibility are met even if

the RCO guidance would not meet such requirements.

1) Change orders that impact the amount of funding or changes to the scope of the project as described to and approved by the RCO must receive prior written approval of the RCO.

C. **Control and Tenure**. The Sponsor must provide documentation that shows appropriate tenure and term (such as long-term lease, perpetual or long-term easement, or perpetual or long-term fee simple ownership, or landowner agreement or interagency agreement for the land proposed for construction, renovation, or restoration. The documentation must meet current RCO requirements identified in this Agreement as of the effective date of this Agreement unless otherwise provided in any applicable manual, RCW, WAC, or as approved by the RCO.

D. **Use of Best Management Practices.** Sponsors are encouraged to use best management practices including those developed as part of the Washington State Aquatic Habitat Guidelines (AHG) Program. AHG documents include "Integrated Streambank Protection Guidelines", 2002; "Land Use Planning for Salmon, Steelhead and Trout: A land use planner's guide to salmonid habitat protection and recovery", 2009", "Protecting Nearshore Habitat and Functions in Puget Sound", 2010; "Stream Habitat Restoration Guidelines", 2012; "Water Crossing Design Guidelines", 2013; and "Marine Shoreline Design Guidelines", 2014. These documents, along with new and updated guidance documents, and other information are available on the AHG Web site. Sponsors are also encouraged to use best management practices developed by the Washington Invasive Species Council (WISC) described in "Reducing Accidental Introductions of Invasive Species" which is available on the WISC Web site.

E. At no time shall the Sponsor design, construct, or operate this grant funded project in a way that unreasonably puts the public, itself, or others at risk of injury or property damage. The Sponsor agrees and acknowledges that the Sponsor is solely responsible for safety and risk associated with the project, that RCO does not have expertise, capacity, or a mission to review, monitor, or inspect for safety and risk, that no expectation exists that RCO will do so, and that RCO is in no way responsible for any risks associated with the project.

LONG-TERM OBLIGATIONS OF THE PROJECTS AND SPONSORS

A. **Long-Term Obligations**. This section applies to completed projects only.

B. **Perpetuity**. For acquisition, development, and restoration projects, or a combination thereof, unless otherwise allowed by applicable manual, policy, program rules, or this Agreement, or approved in writing by RCO. The RCO requires that the project area continue to function for the purposes for which these grant funds were approved, in perpetuity.

C. **Conversion**. The Sponsor shall not at any time convert any real property (including any interest therein) or facility acquired, developed, renovated, and/ or restored pursuant to this Agreement, unless provided for in applicable statutes, rules, and policies. Conversion includes, but is not limited to, putting such property (or a portion of it) to uses other than those purposes for which funds were approved or transferring such property to another entity without prior approval via a written amendment to the Agreement. All real property or facilities acquired, developed, renovated, and/or restored with funding assistance shall remain in the same ownership and in public use/access status in perpetuity unless otherwise expressly provided in the Agreement or applicable policies or unless a transfer or change in use is approved by the RCO through an amendment. Failure to comply with these obligations is a conversion. Further, if the project is subject to operation and or maintenance obligations, the failure to comply with such obligations, without cure after a reasonable period as determined by the RCO, is a conversion. Determination of whether a conversion has occurred shall be based upon all terms of the Agreement, and all applicable state of federal laws or regulation.

1) When a conversion has been determined to have occurred, the Sponsor shall remedy the conversion as set forth in this Agreement (with incorporated documents) and as required by all applicable policies, manuals, WACs and laws that exist at the time the remedy is implemented or the right to the remedy is established by a court or other decision-making body, and the RCO may pursue all remedies as allowed by the Agreement or law.

CONSTRUCTION, OPERATION, USE, AND MAINTENANCE OF ASSISTED PROJECTS

The following provisions shall be in force for this agreement:

A. **Property and facility operation and maintenance**. Sponsor must ensure that properties or facilities assisted with the grant funds, including undeveloped sites, are built, operated, used, and maintained:

1) According to applicable federal, state, and local laws and regulations, including public health standards and building codes;

2) In a reasonably safe condition for the project's intended use;

3) Throughout its estimated useful service life so as to prevent undue deterioration;

4) In compliance with all federal and state nondiscrimination laws, regulations and policies.

B. **Open to the public**. Unless otherwise specifically provided for in the Agreement, and in compliance with applicable statutes, rules, and applicable WACs and manuals, facilities must be open and accessible to the general public, and must:

1) Be constructed, maintained, and operated to meet or exceed the minimum requirements of the most current guidelines or rules, local or state codes, Uniform Federal Accessibility Standards, guidelines, or rules, including but not limited to: the International Building Code, the Americans with Disabilities Act, and the Architectural Barriers Act, as amended and updated.

2) Appear attractive and inviting to the public except for brief installation, construction, or maintenance periods.

3) Be available for appropriate use by the general public at reasonable hours and times of the year, according to the type of area or facility, unless otherwise stated in RCO manuals or, by a decision of the RCO director in writing. Sponsor shall notify the public of the availability for use by posting and updating that information on its website and by maintaining at entrances and/or other locations openly visible signs with such information.

ORDER OF PRECEDENCE

This Agreement is entered into, pursuant to, and under the authority granted by applicable federal and state laws. The provisions of the Agreement shall be construed to conform to those laws. In the event of a direct and irreconcilable conflict between the terms of this Agreement and any applicable statute, rule, or policy or procedure, the conflict shall be resolved by giving precedence in the following order:

A. Federal law and binding executive orders;

B. Code of federal regulations;

C. Terms and conditions of a grant award to the state from the federal government;

D. Federal grant program policies and procedures adopted by a federal agency that are required to be applied by federal law;

E. State Constitution, RCW, and WAC;

F. Agreement Terms and Conditions and Applicable Manuals;

G. Applicable deed restrictions, and/or governing documents.

LIMITATION OF AUTHORITY

Only RCO's Director or RCO's delegate authorized in writing (delegation to be made prior to action) shall have the authority to alter, amend, modify, or waive any clause or condition of this Agreement; provided that any such alteration, amendment, modification, or waiver of any clause or condition of this Agreement is not effective or binding unless made as a written amendment to this Agreement and signed by the RCO Director or delegate.

WAIVER OF DEFAULT

Waiver of any default shall not be deemed to be a waiver of any subsequent default. Waiver or breach of any provision of the Agreement shall not be deemed to be a waiver of any other or subsequent breach and shall not be construed to be a modification of the terms of the Agreement unless stated to be such in writing, signed by the director, or the director's designee, and attached as an amendment to the original Agreement.

APPLICATION REPRESENTATIONS – MISREPRESENTATIONS OR INACCURACY OR BREACH

The Funding Entity (if different from RCO) and RCO rely on the Sponsor's application in making its determinations as to eligibility for, selection for, and scope of, funding grants. Any misrepresentation, error or inaccuracy in any part of the application may be deemed a breach of this Agreement.

SPECIFIC PERFORMANCE

RCO may, at it's discretion, enforce this Agreement by the remedy of specific performance, which means Sponsors' completion of the project and/or its completion of long-term obligations as described in this Agreement. However, the remedy

of specific performance shall not be the sole or exclusive remedy available to RCO. No remedy available to the RCO shall be deemed exclusive. The RCO may elect to exercise any, a combination of, or all of the remedies available to it under this Agreement, or under any provision of law, common law, or equity, including but not limited to seeking full or partial repayment of the grant amount paid and damages.

TERMINATION AND SUSPENSION

The RCO requires strict compliance by the Sponsor with all the terms of this Agreement including, but not limited to, the requirements of the applicable statutes, rules, and RCO policies, and with the representations of the Sponsor in its application for a grant as finally approved by RCO. For federal awards, notification of termination will comply with 2 C.F.R. § 200 (as updated).

A. **For Cause.**

1) The RCO director may suspend or terminate the obligation to provide funding to the Sponsor under this Agreement:

a) If the Sponsor breaches any of the Sponsor's obligations under this Agreement;

b) If the Sponsor fails to make progress satisfactory to the RCO director toward completion of the project by the completion date set out in this Agreement. Included in progress is adherence to milestones and other defined deadlines; or

c) If the primary and secondary Sponsor(s) cannot mutually agree on the process and actions needed to implement the project;

2) Prior to termination, the RCO shall notify the Sponsor in writing of the opportunity to cure. If corrective action is not taken within 30 days or such other time period that the director approves in writing, the Agreement may be terminated. In the event of termination, the Sponsor shall be liable for damages or other relief as authorized by law and/or this Agreement.

3) RCO reserves the right to suspend all or part of the Agreement, withhold further payments, or prohibit the Sponsor from incurring additional obligations of funds during the investigation of any alleged breach and pending corrective action by the Sponsor, or a decision by the RCO to terminate the Contract.

B. **For Convenience.** Except as otherwise provided in this Agreement, RCO may, by ten (10) days written notice, beginning on the second day after the mailing, terminate this Agreement, in whole or in part when it is in the best interest of the state. If this Agreement is so terminated, RCO shall be liable only for payment required under the terms of this Agreement prior to the effective date of termination. A claimed termination for cause shall be deemed to be a "Termination for Convenience" if it is determined that:

1) The Sponsor was not in default; or

2) Failure to perform was outside Sponsor’s control, fault or negligence.

C. **Rights and Remedies of the RCO.**

1) The rights and remedies of RCO provided in this Agreement are not exclusive and are in addition to any other rights and remedies provided by law.

2) In the event this Agreement is terminated by the director, after any portion of the grant amount has been paid to the Sponsor under this Agreement due to Sponsor's breach of the Agreement or other violation of law, the director may require that any amount paid be repaid to RCO for redeposit into the account from which the funds were derived. However, any repayment shall be limited to the extent repayment would be inequitable and represent a manifest injustice in circumstances where the project will fulfill its fundamental purpose for substantially the entire period of performance and of long-term obligation.

D. **Non Availability of Funds.** The obligation of the RCO to make payments is contingent on the availability of state and federal funds through legislative appropriation and state allotment. If amounts sufficient to fund the grant made under this Agreement are not appropriated to RCO for expenditure for this Agreement in any biennial fiscal period, RCO shall not be obligated to pay any remaining unpaid portion of this grant unless and until the necessary action by the Legislature or the Office of Financial Management occurs. If RCO participation is suspended under this section for a continuous period of one year, RCO’s obligation to provide any future funding under this Agreement shall terminate. Termination of the Agreement under this section is not subject to appeal by the Sponsor.

1) **Suspension:** The obligation of the RCO to manage contract terms and make payments is contingent upon the state appropriating state and federal funding each biennium. In the event the state is unable to appropriate such funds by the first day of each new biennium RCO reserves the right to suspend the Agreement, with ten (10) days written notice, until such time funds are appropriated. Suspension will mean

all work related to the contract must cease until such time funds are obligated to RCO and the RCO provides notice to continue work.

2) **No Waiver.** The failure or neglect of RCO to require strict compliance with any term of this Agreement or to pursue a remedy provided by this Agreement or by law shall not act as or be construed as a waiver of any right to fully enforce all rights and obligations set forth in this Agreement and in applicable state or federal law and regulations.

DISPUTE HEARING

Except as may otherwise be provided in this Agreement , when a dispute arises between the Sponsor and the RCO, which cannot be resolved, either party may request a dispute hearing according to the process set out in this section. Either party's request for a dispute hearing must be in writing and clearly state:

A. The disputed issues;

B. The relative positions of the parties;

C. The Sponsor's name, address, project title, and the assigned project number.

In order for this section to apply to the resolution of any specific dispute or disputes, the other party must agree in writing that the procedure under this section shall be used to resolve those specific issues. The dispute shall be heard by a panel of three persons consisting of one person chosen by the Sponsor, one person chosen by the director, and a third person chosen by the two persons initially appointed. If a third person cannot be agreed on, the persons chosen by the Sponsor and director shall be dismissed and an alternate person chosen by the Sponsor, and one by the director shall be appointed and they shall agree on a third person. This process shall be repeated until a three person panel is established.

Any hearing under this section shall be informal, with the specific processes to be determined by the disputes panel according to the nature and complexity of the issues involved. The process may be solely based on written material if the parties so agree. The disputes panel shall be governed by the provisions of this Agreement in deciding the disputes.

The parties shall be bound by the majority decision of the dispute panelists, unless the remedy directed by that panel is beyond the authority of either or both parties to perform, as necessary, or is otherwise unlawful.

Request for a disputes hearing under this section by either party shall be delivered or mailed to the other party. The request shall be delivered or mailed within thirty (30) days of the date the requesting party has received notice of the action or position of the other party which it wishes to dispute. The written agreement to use the process under this section for resolution of those issues shall be delivered or mailed by the receiving party to the requesting party within thirty (30) days of receipt by the receiving party of the request.

All costs associated with the implementation of this process shall be shared equally by the parties.

ATTORNEYS' FEES

In the event of litigation or other action brought to enforce contract terms, each party agrees to bear its own costs and attorneys' fees.

GOVERNING LAW/VENUE

This Agreement shall be construed and interpreted in accordance with the laws of the State of Washington. In the event of a lawsuit involving this Agreement, venue shall be in Thurston County Superior Court if legally proper; otherwise venue shall be in the Superior Court of a county where the project is situated, if venue there is legally proper, and if not, in a county where venue is legally proper. The Sponsor, by execution of this Agreement acknowledges the jurisdiction of the courts of the State of Washington and agrees to venue as set forth above.

SEVERABILITY

The provisions of this Agreement are intended to be severable. If any term or provision is illegal or invalid for any reason whatsoever, such illegality or invalidity shall not affect the validity of the remainder of the Agreement.

END OF STANDARD TERMS AND CONDITIONS

This is the end of the Standard Terms and Conditions of the Agreement.

Veterans
Park

Veterans
Park

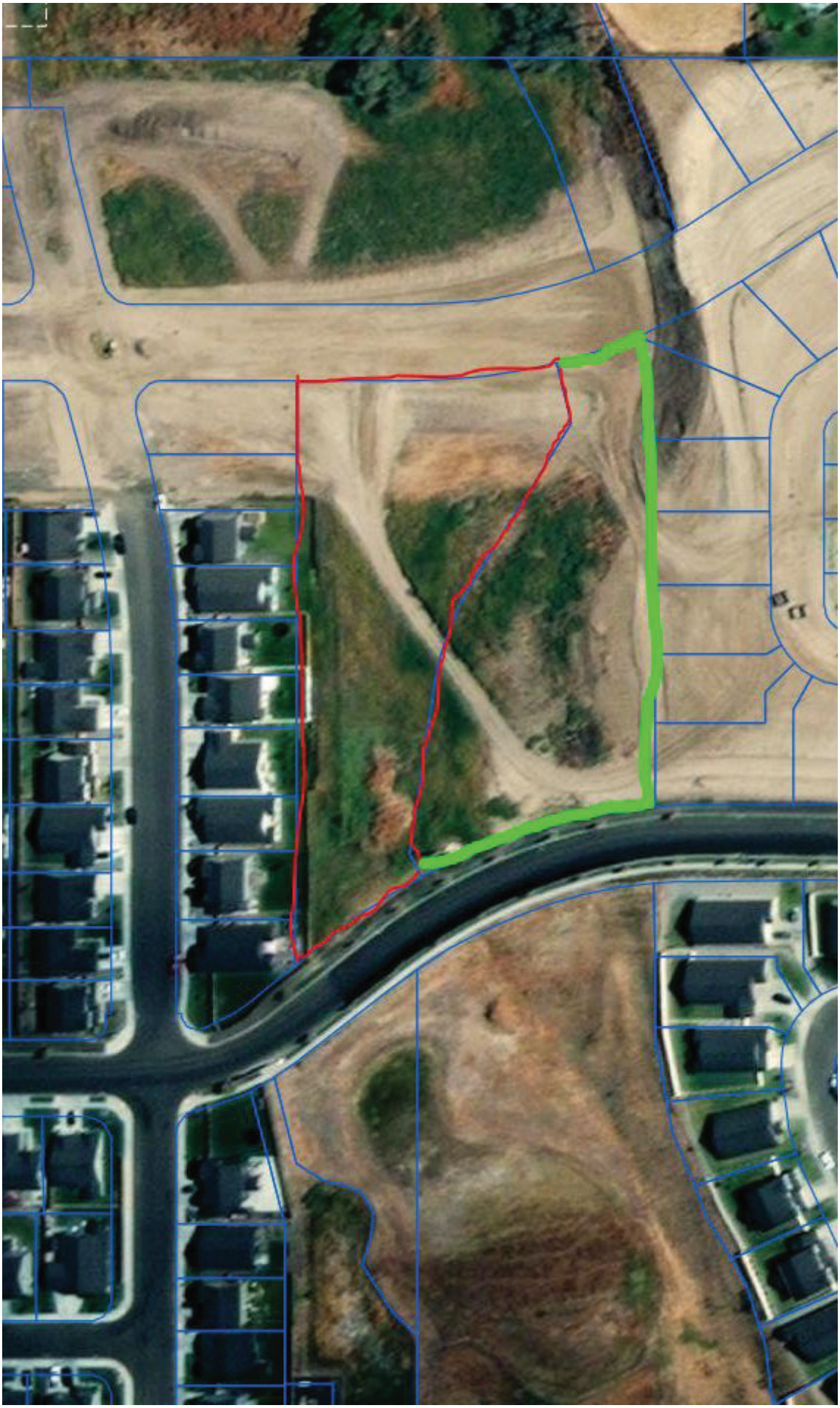

DocuSign Envelope ID: 627BFA01-F335-426D-B34B-FDC9483CE14D

WASHINGTON STATE
Recreation and
Conservation Office

Applicant Resolution/Authorization

Organization Name (sponsor) City of College Place, Washington

Resolution No. or Document Name Resolution No. 22-035

Project(s) Number(s), and Name(s) Veterans Park Renovation

This resolution/authorization authorizes the person(s) identified below (in Section 2) to act as the authorized representative/agent on behalf of our organization and to legally bind our organization with respect to the above Project(s) for which we seek grant funding assistance managed through the Recreation and Conservation Office (Office).

WHEREAS, grant assistance is requested by our organization to aid in financing the cost of the Project(s) referenced above;

NOW, THEREFORE, BE IT RESOLVED that:

1. Our organization has applied for or intends to apply for funding assistance managed by the Office for the above "Project(s)."

2. Our organization authorizes the following persons or persons holding specified titles/positions (and subsequent holders of those titles/positions) to execute the following documents binding our organization on the above projects:

Grant Document	Name of Signatory or Title of Person Authorized to Sign
Grant application (submission thereof)	Michael Rizzitiello
Project contact (day-to-day administering of the grant and communicating with the RCO)	Michael Rizzitiello
RCO Grant Agreement (Agreement)	Michael Rizzitiello
Agreement amendments	Michael RIzzitiello
Authorizing property and real estate documents (Notice of Grant, Deed of Right or Assignment of Rights if applicable). These are items that are typical recorded on the property with the county.	Michael Rizzitiello

The above persons are considered an "authorized representative(s)/agent(s)" for purposes of the documents indicated. Our organization shall comply with a request from the RCO to provide documentation of persons who may be authorized to execute documents related to the grant.

DocuSign Envelope ID: 627BFA01-F335-426D-B34B-FDC9483CE14D

3. Our organization has reviewed the sample RCO Grant Agreement on the Recreation and Conservation Office's WEB SITE at: https://rco.wa.gov/wp-content/uploads/2019/06/SampleProjAgreement.pdf. We understand and acknowledge that if offered an agreement to sign in the future, it will contain an indemnification and legal venue stipulation and other terms and conditions substantially in the form contained in the sample Agreement and that such terms and conditions of any signed Agreement shall be legally binding on the sponsor if our representative/agent enters into an Agreement on our behalf. The Office reserves the right to revise the Agreement prior to execution.

4. Our organization acknowledges and warrants, after conferring with its legal counsel, that its authorized representative(s)/agent(s) have full legal authority to act and sign on behalf of the organization for their assigned role/document.

5. Grant assistance is contingent on a signed Agreement. Entering into any Agreement with the Office is purely voluntary on our part.

6. Our organization understands that grant policies and requirements vary depending on the grant program applied to, the grant program and source of funding in the Agreement, the characteristics of the project, and the characteristics of our organization.

7. Our organization further understands that prior to our authorized representative(s)/agent(s) executing any of the documents listed above, the RCO may make revisions to its sample Agreement and that such revisions could include the indemnification and the legal venue stipulation. Our organization accepts the legal obligation that we shall, prior to execution of the Agreement(s), confer with our authorized representative(s)/agent(s) as to any revisions to the project Agreement from that of the sample Agreement. We also acknowledge and accept that if our authorized representative(s)/agent(s) executes the Agreement(s) with any such revisions, all terms and conditions of the executed Agreement shall be conclusively deemed to be executed with our authorization.

8. Any grant assistance received will be used for only direct eligible and allowable costs that are reasonable and necessary to implement the project(s) referenced above.

9. [for Recreation and Conservation Funding Board Grant Programs Only] If match is required for the grant, we understand our organization must certify the availability of match at least one month before funding approval. In addition, our organization understands it is responsible for supporting all non-cash matching share commitments to this project should they not materialize.

10. Our organization acknowledges that if it receives grant funds managed by the Office, the Office will pay us on only a reimbursement basis. We understand reimbursement basis means that we will only request payment from the Office after we incur grant eligible and allowable costs and pay them. The Office may also determine an amount of retainage and hold that amount until all project deliverables, grant reports, or other responsibilities are complete.

11. [for Acquisition Projects Only] Our organization acknowledges that any property acquired with grant assistance must be dedicated for the purposes of the grant in perpetuity unless otherwise agreed to in writing by our organization and the Office. We agree to dedicate the property in a signed "Deed of Right" for fee acquisitions, or an "Assignment of Rights" for other than fee acquisitions (which documents will be based upon the Office's standard versions of those documents), to be recorded on the title of the property with the county auditor. Our organization acknowledges that any property

DocuSign Envelope ID: 627BFA01-F335-426D-B34B-FDC9483CE14D

acquired in fee title must be immediately made available to the public unless otherwise provided for in policy, the Agreement, or authorized in writing by the Office Director.

12. [for Development, Renovation, Enhancement, and Restoration Projects Only–If our organization owns the project property] Our organization acknowledges that any property owned by our organization that is developed, renovated, enhanced, or restored with grant assistance must be dedicated for the purpose of the grant in perpetuity unless otherwise allowed by grant program policy, or Office in writing and per the Agreement or an amendment thereto.

13. [for Development, Renovation, Enhancement, and Restoration Projects Only–If your organization DOES NOT own the property] Our organization acknowledges that any property not owned by our organization that is developed, renovated, enhanced, or restored with grant assistance must be dedicated for the purpose of the grant as required by grant program policies unless otherwise provided for per the Agreement or an amendment thereto.

14. [Only for Projects located in Water Resources Inventory Areas 1-19 that are applying for funds from the Critical Habitat, Natural Areas, State Lands Restoration and Enhancement, Riparian Protection, or Urban Wildlife Habitat grant categories; Aquatic Lands Enhancement Account; or the Puget Sound Acquisition and Restoration program, or a Salmon Recovery Funding Board approved grant] Our organization certifies the following: the Project does not conflict with the Puget Sound Action Agenda developed by the Puget Sound Partnership under RCW 90.71.310.

15. This resolution/authorization is deemed to be part of the formal grant application to the Office.

16. Our organization warrants and certifies that this resolution/authorization was properly and lawfully adopted following the requirements of our organization and applicable laws and policies and that our organization has full legal authority to commit our organization to the warranties, certifications, promises and obligations set forth herein.

This resolution/authorization is signed and approved on behalf of the resolving body of our organization by the following authorized member(s):

Signed DocuSigned by: Norma L. Hernández E7C117EE7FEC409...

Title Mayor Date 4/12/22

On File at: City Clerk's Office, City of College Place, College Place WA 99324

This Applicant Resolution/Authorization was adopted by our organization during the meeting held:
(Local Governments and Nonprofit Organizations Only):

Location: City of College Place Date: 4/12/2022

Washington State Attorney General's Office

Approved as to form Brian Faller 2/13/2020
Assistant Attorney General *Date*

You may reproduce the above language in your own format; however, text may not change.

WASHINGTON STATE
Recreation and Conservation Funding Board

Youth Athletic Facilities

Recreation and Conservation Office
PO Box 40917
Olympia WA 98504-0917
Telephone: (360) 902-3000
Hearing Impaired: Call 711
E-mail: info@rco.wa.gov
Web: https://rco.wa.gov/

Who May Apply?

- Cities
- Counties
- Nonprofits involved in community athletic activities
- Park districts
- Tribes

Funding Source

Washington voters approved the program in 1998 as part of Referendum 48, which provided funding for building the Seattle Seahawk's stadium. After the initial funding was spent, the Washington State Legislature, in 2015, provided funding through the sale of state bonds.

Leveraging State Dollars

Applicants must contribute a match that equals the amount of the grant request. The match is reduced for some communities in need.

Providing Places to Recreate

Washingtonians are an active bunch. Nearly 50 percent of the state's population participates in ball sports, according to a 2020 survey. Those participants spend more than $445 million annually on equipment and trip-related expenses, creating jobs across the state.[1]

In addition to helping the economy, participating in sports can improve the health and potentially slow the rate of obesity in the state's residents.

Purpose

To provide fields, sports courts, and other athletic facilities to meet the needs of Washingtonians, the Youth Athletic Facilities grant program was created to offer funding to acquire and improve community athletic facilities.

The grants must be used for outdoor facilities for playing sports or participating in competitive athletics and exclude playgrounds, tot lots, vacant lots, open or undeveloped fields, and open areas used for non-athletic play.

The program's goal is to enhance facilities that serve people through the age of 18 but compatible, multi-generation use, is strongly encouraged.

Ensuring the Best Projects are Funded

The grant process is open and competitive. The Recreation and Conservation Funding Board accepts applications in even-numbered years. Committees, made of up people experienced in recreation issues, score projects in small and large grant categories, and submit ranked lists to the board for consideration. The board then submits prioritized lists of projects to the Governor and the Legislature for approval and funding.

---

[1]Mojica, J., Fletcher, A., 2020. Economic Analysis of Outdoor Recreation in Washington State, 2020 Update. Earth Economics. Tacoma, WA, p. 35.

City of College Place, Washington

RESOLUTION NO. 23-052

A RESOLUTION BY THE CITY COUNCIL OF THE CITY OF COLLEGE PLACE, WASHINGTON REGARDING ACCEPTANCE OF STATE OF WASHINGTON RECREATION CONSERVIATION OFFICE YOUTH ATHLETIC FACILITY GRANT FOR VETERANS PARK.

.

Whereas, the City of College Place is a non-charter code city governed by the rules and regulations of RCW 35A; and

Whereas, renovations at Veterans Park has been listed as a project within the 2018 College Place Comprehensive Plan and Park Plan; and

Whereas, this project appears in the most recently adopted six year Capital Facility Plan adopted via Ordinance #22-019 during the November 22nd, 2022 City Council meeting; and

Whereas, the City Council adopted Resolution #22-035 supporting the application into the Recreation Conservation Office Youth Athletic Facility program during the April 12th, 2022 City Council meeting; and

Now therefore, it is hereby resolved by the City Council of the City of College Place, Washington, as follows:

1. The City Council accepts State Recreation Conservation Office (RCO) contract #22-1705D for renovations at Veterans Park with the grant comprising $281,023 of the total $562,046 estimated cost.

Clerical Corrections. The City Clerk is authorized to make necessary clerical corrections to this resolution including, but not limited to, the correction of scrivener's/clerical errors, references, resolution numbering, section/subsection numbers and any references thereto.

Effective Date. This resolution shall take effect and be in full force upon its passage as provided by law.

PASSED by the City Council of the City of College Place, Washington, this 12th day of September, 2023.

Attest:

Norma L. Hernández, Mayor

Sherri St. Clair, City Clerk

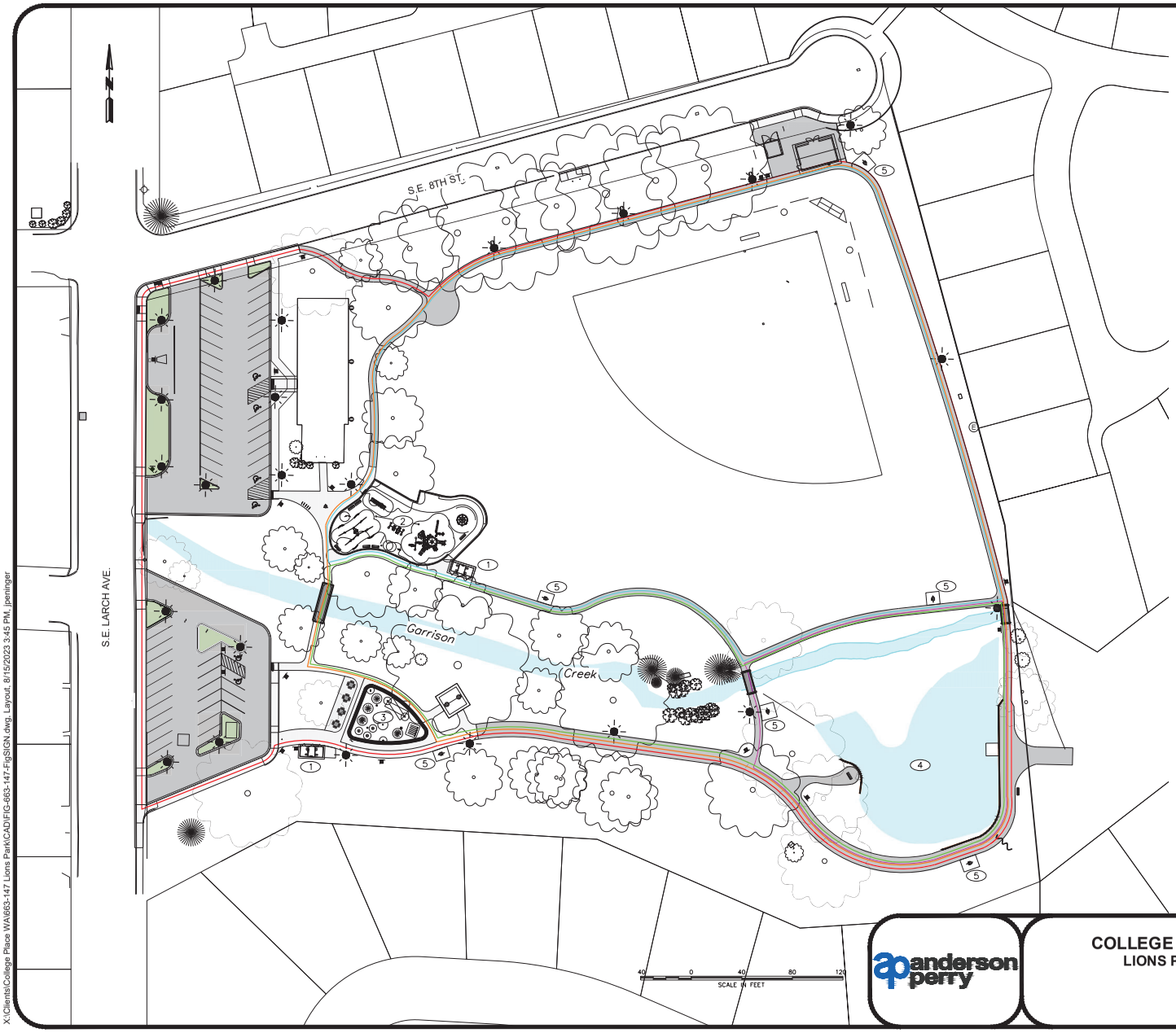

LEGEND

1. RESTROOM
2. PLAYGROUND
3. SPLASH PAD
4. RECREATION FISHING POND
5. EXERCISE STATION

- 2296 FT = 0.43 MILE ~ 1/2
- 1840 FT = 0.35 MILE ~ 1/3
- 1530 FT = 0.29 MILE ~ 3/10
- 1435 FT = 0.27 MILE ~ 1/4
- 705 FT = 0.13 MILE ~ 1/10

anderson perry

CITY OF
COLLEGE PLACE, WASHINGTON
LIONS PARK IMPROVEMENTS

PARK MAP

FIGURE
X

X:\Clients\College Place WA\663-147 Lions Park\CAD\FIG-663-147-FigSIGN.dwg, Layout, 8/15/2023 3:45 PM, jperinger

Lions Park

A vision for our community space

What is the vision?

- Inclusive play area - 2024
- ADA accessible fishing dock/pond - 2024
- Walking trail with fitness equipment - 2024
- Splash pad - 2024
- Upgraded bathrooms and picnic shelter - 2024
- New multi-use play fields - 2024
- Farmers Market and entertainment space 2024



How is it funded?

- State RCO Grants - 20%
- TBD - 1%
- Proposed EDA Grant - 45%
- Sherwood Trust - 7%
- Ecology Dept Grant - 12%
- Local Match (City of CP) - 14%

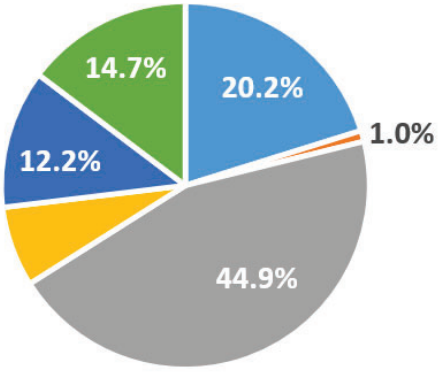

Timeline

Spring/Summer 2024 - Construction

Splash pad

Inclusive play area

Picnic shelter

New bathrooms

BLUE ZONES PROJECT

CP COLLEGE PLACE WALLA WALLA VALLEY

Questions? Contact jrickard@cpwa.us

Lions Park

Una visión para nuestro espacio comunitario

¿Qué es la visión?

- Patio de recreo inclusivo - 2024
- Estanque de pesca accesible según la ADA - 2024
- Sendero para caminar con equipo de gimnasia - 2024
- Almohadilla de salpicaduras - 2024
- Baños renovados y refugio para pícnic - 2024
- Nuevos campos de juego de múltiples fines - 2024
- Espacio para Farmers Market y entretenimiento - 2024



¿Cómo se financia?

- Subvenciones de la RCO - 20%
- TBD - 1%
- Subvención de la EDA - 45%
- Sherwood Trust - 7%
- Subvención del Dept de Ecologia - 12%
- Subvención Compartida Local - 14%

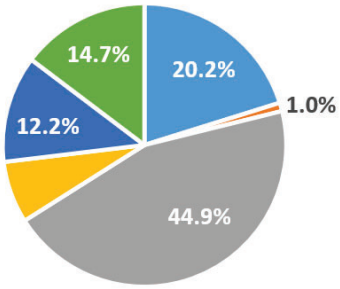

Timeline

Verano 2024 - comienza la construcción

Almohadilla de salpicaduras

Patio de recreo inclusivo

Refugio para pícnic

Baños renovados

BLUE ZONES PROJECT

CP COLLEGE PLACE WALLA WALLA VALLEY

¿Pregunats? Contacte a jrickard@cpwa.us

Blue Mountain Community Foundation

Fund Manager login

Donate now

Grant Opportunities

Click Here to Apply

Grant Opportunity	Application Open	Application Deadline	Decision	Counties Served	Cycle
Discretionary Grants	September 1	September 29	mid-December	Umatilla, Walla Walla, Garfield, Columbia	annual
Dayton/Columbia County, WA Fund	March 10	March 31	mid-May	Columbia	annual
Warren Community Action Fund	March 10	March 31	mid-May	Walla Walla, Columbia	annual
Garfield County Health Foundation Fund	TBD	TBD	TBD	Garfield	annual
Columbia County Habitat Project Fund	TBD	TBD	TBD	Columbia	bienni

Privacy - Terms

PSE Lower Snake River Wind Habitat Project Fund	TBD			Garfield	biennial
Shindig Grants	March 10	March 31	mid-May	Walla Walla County, Milton-Freewater, Athena, & Weston	annual

Click Here to Apply

More Details:

Close all

Discretionary Grants

APPLICATION DEADLINE

September 29th

FUNDING FOCUS

General operating support

GRANT AMOUNT

Requests up to $20,000

ELIGIBILITY

- Local or regional organizations providing services in one or more of the following counties: Columbia, Garfield and Walla Walla or Umatilla County.
- 501(c)(3) public charities
- Private operating foundations
- Religious organizations with a 501(c)(3) determination letter from the IRS
- Municipalities with specific public purposes, including Native American tribal governments
- Organizations not described above must apply through a fiscal sponsor

APPLICATION

Click here to preview the application questions.

QUESTIONS

Email Megan Patnode, Grants Manager

Application Open	Application Deadline	Decision	Counties Served	Cycle
September 1	Septemeber 29th 5:00 pm	mid-December	Umatilla, Walla Walla, Garfield, Columbia	Annual

Dayton/Columbia County WA Fund

The Dayton/Columbia County Washington Fund was started in 2004 by several Columbia County citizens for the purpose of enhancement, for the long term, of the social and economic well-being of the citizens of Columbia County.

Preview the application here.

Application Open	Application Deadline	Decision	Counties Served	Cycle
March 10	March 31	mid-May	Columbia County	annual

Warren Community Action Fund

The Warren Community Action Fund considers requests from charitable 501(c)3 organizations, public agencies and religious organizations, including churches. The primary area of focus for grants is Dayton, Columbia County and northern Walla Walla County, particularly Waitsburg.

Grants are made to support programs that improve the quality of life in the community focusing on areas of health, education, basic human needs, children and youth, agricultural education and training, historic preservation, scientific programs, arts and recreation, and the environment. Requests for support for capital, project or program, and general operating support will be considered. Of particular interest are projects and organizations about which there is consensus in the community, demonstrated by financial and other support received from other sources.

The Warren Community Action Fund is a project of the extended Warren Family to honor parents Robert and Nadine Warren.

Preview the application here.

Application Open	Application Deadline	Decision	Counties Served	Cycle
March 10	March 31	mid-May	Waitsburg in Walla Walla County and Columbia County	annual

Garfield County Health Founda

The Garfield County Health Foundat sts from charitable 501(c)3 organizations, public agencies and religious organizations, including churches.

Grants are made to support programs and organizations that promote the health and wellness of the citizens of Garfield County.

Application Open	Application Deadline	Decision	Counties Served	Cycle
TBD	TBD	TBD	Garfield County	annual

Columbia County Habitat Grant - PGE Tucannon River Wind Habitat Project Fund

Columbia County Habitat Grant opportunity awards grants to habitat restoration projects located in Columbia County. The types of projects that are eligible for grants will benefit wildlife, native habitat, and the residents of Columbia County. Projects should support stewardship of important wildlife areas including riparian, wetland, upland, grassland, shrub/steppe, and forest habitats.

Click here to preview the current application.

Application Open	Application Deadline	Decision	Counties Served	Cycle
2023	TBD	TBD	Columbia County	biennial

PSE Lower Snake River Wind Habitat Project

Puget Sound Energy (PSE) Lower Snake River Wind Habitat Project Fund is focused on projects that benefit wildlife and the citizens of Garfield County by supporting stewardship of high-value habitat in Garfield County such as, but not limited to, Native upland habitats and grasslands.

Application Open	Application Deadline	Decision	Counties Served	Cycle
TBD	TBD	TBD	Garfield County	biennial

Shindig Grants

The Shindig Fund will provide grants to FFA or 4H programs in Walla Walla County, Milton-Freewater, Athena, and Weston for the purpose of increasing accessibility and lowering barriers for youth wanting to participate in those programs.

Preview the application here.

Application Open	Application Deadline	Decision	Counties Served	Cycle

March 10	March 31	r	alla County, Milton-er, Athena & Weston	annual

Blue Mountain Community Foundation

Click Here to Apply

Eligible applicants are a registered 501(c)3, church or public agency. If interested parties are not one of these an appropriate and eligible fiscal sponsor must be identified.

New applicants need to create a new account (**instructions here** or **video here**). If you have previously applied for a grant through the grant portal, please login or use the "forgot my password' reset button.

Having trouble? Contact Megan Patnode, Grants Program Manager, at **meg@bluemountainfoundation.org** or **509.529.4371**.

Subscribe to Blue Mountain Nonprofit Newsletter

Email*

Email

Submit

Finances

Investment Management Process

Operations and fees

Giving

How to give

Funds

Fund types

Blue Mountain Community Foundation

Investment partnership

Scholarships

Scholarship Information

Contact us

Contact the Blue Mountain Community Foundation

Blue Mountain Community Foundation

Fund Manager login

Donate now

PO Box 603

Walla Walla, WA 99362

509.529.4371

City of College Place, Washington

RESOLUTION NO. 23-053

A RESOLUTION OF THE CITY OF COLLEGE PLACE, WASHINGTON, AUTHORIZING & SUPPORTING A 2023 BLUE MOUNTAIN COMMUNITY FOUNDATION DISCRETIONARY GRANT APPLICATION FOR THE LIONS PARK RENOVATION

WHEREAS, the City of College Place is a non-charter code city under Title 35A RCW

WHEREAS, Columbia REA has an annual grant program to assist agencies that serve the local community; and

WHEREAS, the City Council of the City of College Place (City) wishes to submit and support an grant application for funding to implement the College Place Lions Park Renovation.

NOW THEREFORE, BE IT HEREBY RESOLVED BY THE CITY COUNCIL OF THE CITY OF COLLEGE PLACE AS FOLLOWS:

1. The City Council of College Place, Washington authorizes and fully supports the grant application into the 2023 Blue Mountain Community Foundation Discretionary Grant Program for the College Place Lions Park Renovation.

CLERICAL CORRECTIONS. The City Clerk is authorized to make necessary clerical corrections to this resolution including, but not limited to, the correction of scrivener's/clerical errors, references, resolution numbering, section/subsection numbers and any references thereto.

EFFECTIVE DATE. This resolution shall take effect and be in full force upon its passage as provided by law.

PASSED by the City Council of the City of College Place, Washington, this 12th day of September, 2023.

Attest:

Norma L. Hernández, Mayor

Sherri St. Clair, City Clerk

ISSUES MAP

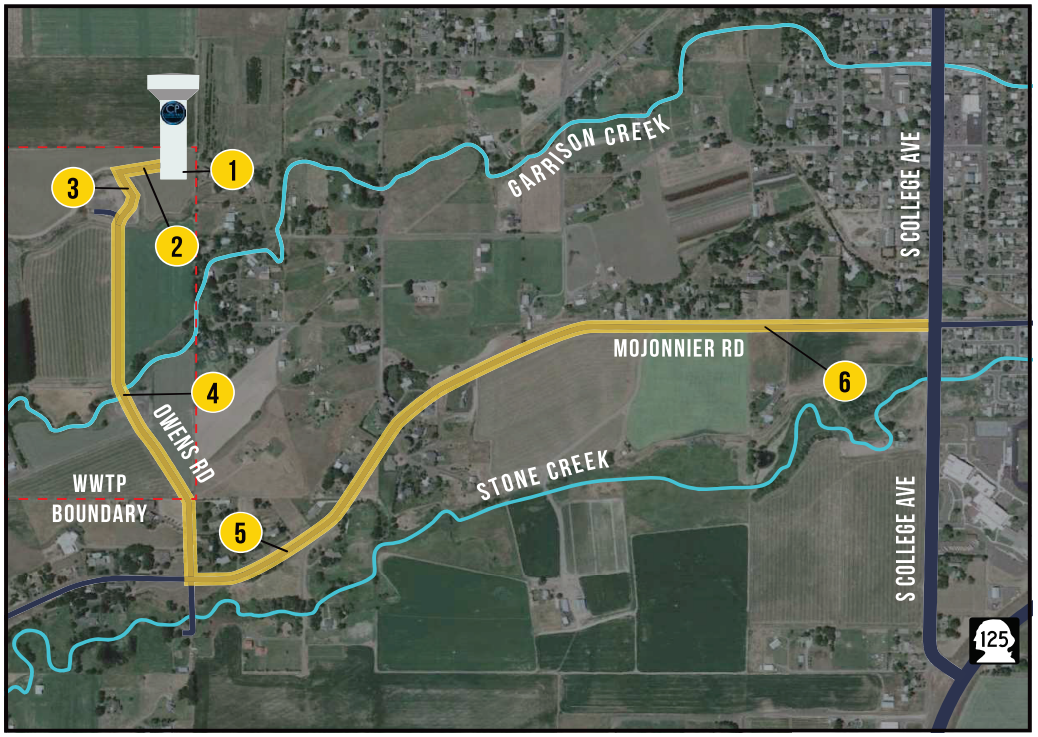

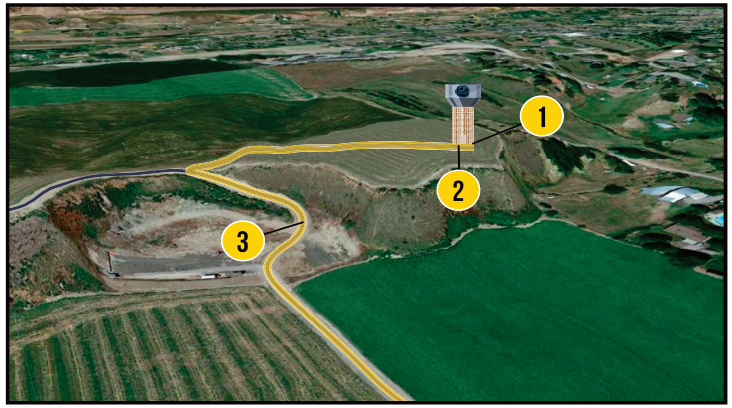

PERSPECTIVE VIEW



WATERLINE PROFILE VIEW

1. The proposed location for the tank is the planned land application for Hydraulic Management Unit (HMU) No. 8. The draft Wastewater Treatment Plant (WWTP) Phase 1 drawings show handlines in this area for spray irrigation, a few of which will need to be removed in order to accommodate the new reservoir and parking. The ground elevation is approximately 769 feet and the new reservoir will rise approximately 166 feet in order to have an overflow elevation of 935 feet.
2. The reservoir will need to have a drain pipe and emergency overflow. Routing to Garrison Creek may be a possibility with dechlorination.
3. There is a relatively steep roadway and bluff just south of the proposed tank location. The draft WWTP Phase 1 drawings show a modified roadway. This area will need to be improved to allow access during wet periods when the current roadway and surrounding ground creates muddy and slippery conditions for travel. The alignment shown here follows the planned roadway improvements for the WWTP Phase 1 project.
4. The 16-inch transmission main will need to cross Garrison Creek. Environmental permitting will be needed. A similar approach can be taken with the 6-inch pipe currently designed to cross Garrison Creek at this location for the Phase 1 WWTP improvements. Limiting construction during the summer months when Garrison Creek is dry could help with permitting since there isn't any fish passage. The alignment shown here follows similar pipe alignment for the WWTP Phase 1 project and keeps the pipe on City-owned property.
5. Improvements along the county-owned Mojonnier Road will need to be permitted with the County. The roadway through this section is a windy, narrow road with steep slopes dropping off on the south side of the roadway. Care will be needed during the design of the transmission main and roadway to account for the slopes, turns, and constructability. The construction schedule we show in this proposal aligns with the planned construction of Mojonnier Road improvements.
6. Improvements along the City-owned Mojonnier Road will have the same constructability concerns as along the County Road. There may need to be some retaining wall as the City improves the roadway to City standards. Coordination between the roadway design and the transmission pipe design will be important in order to avoid conflicts. We recommend having the same design team for both designs to provide better coordination and save the City time and money. J-U-B's roadway design team is also located in our Kennewick office, allowing us to meet and coordinate easily.

Southeast Washington Rural Water Storage Project

The City of College Place population has grown from 8,765 to 9,902 or 13.0% between 2010 and 2023. The City has large expansions of upwards of 1,000 units of housing and multiple commercial opportunities in the pipeline. Growth has primarily occurred in the western sections of the City. As such, the City's water system requires expansion to adequately serve current and future residents. None of the three (3) existing storage facilities exist in the western quadrant of the City. This project resolves this deficiency and improves operations and reliability by locating a 1,000,000-gallon water tank within the City's existing Wastewater Treatment Plant property. Additionally, this project will allow the City to achieve 48-hours' worth of water storage.

Proposed Reservoir Site and Storage Geography

Image of Proposed Reservoir

Proposed Elevated Water Storage Tank

- City system is deficient in water storage infrastructure to adequately serve the growing western section of the City.
- The proposed water tank would store 1,000,000 gallons of water.
- The proposed tank would be elevated and situated on top of the fifty-foot-tall bluff on the grounds of the Wastewater Treatment Plant to allow for appropriate water pressures consistent with the City's Zone 1 distribution system. Added benefit is another facility to allow telecommunication equipment.
- 10,000 feet of 16" water main is required between elevated reservoir and Zone 1 water system.
- Water storage facility would serve Stone Creek, Mojonnier Rd, Homestead, Martin Airfield, Walla Walla University, and Whitman Drive areas.
- 48 hours of water storage for City achieved.
- On already city-owned land out at Wastewater Treatment Plant.
- City is at 60% design for the Reservoir #4 project.
- City has an application in with State Public Works Trust Fund for remaining dollars to get it up to 100% engineered. Looking for construction funds.
- **Estimated cost is $15 million dollars for Construction.**

Please direct questions and concerns to: Mr. Mike Rizzitiello-City Administrator, College Place City Hall – 625 S. College Ave, Phone: (509)-394-8506, Email: mrizzitiello@cpwa.us

City of College Place, Washington

RESOLUTION NO. 23-054

A RESOLUTION BY THE CITY COUNCIL OF THE CITY OF COLLEGE PLACE, WASHINGTON REGARDING AN ECONOMIC DEVELOPMENT ADMINISTRATION (EDA) – PUBLIC WORKS AND ECONOMIC ADJUSTMENT ASSISTANCE GRANT APPLICATION FOR CONSTRUCTION OF DRINKING WATER RESERVOIR #4 TO THE COLLEGE PLACE DRINKING WATER SYSTEM FOR ECONOMIC DEVELOPMENT PURPOSES

WHEREAS, City of College Place, Washington is authorized to apply to the Federal Economic Development Administration (EDA) for a Public Works and Economic Adjustment Assistance Program; and

WHEREAS, City of College Place, Washington has identified a public water system priority need that impacts economic development, life, safety, and fire flow purposes for the City for which to seek EDA funding; and

WHEREAS, it is necessary certain conditions be met to receive EDA funds;

NOW, THEREFORE, BE IT RESOLVED THAT THE CITY OF COLLEGE PLACE, WASHINGTON authorizes submission of a Public Works and Economic Adjustment Assistance grant application to the Federal Economic Development Administration to request grant funds to construct Reservoir #4 for additional water storage for the College Place municipal water system, it:

Will comply with applicable provisions of Title I of the Housing and Community Development Act of 1974, as amended, and other applicable state and federal laws;

Has provided and will provide opportunities for citizen participation that satisfy the CDBG requirements of 24 CFR 570.486;

Will not use assessments against properties owned and occupied by low- and moderate-income persons or charge user fees to recover the capital costs of CDBG-funded public improvements from low- and moderate-income owner-occupants;

Has established or will establish a plan to minimize displacement as a result of activities assisted with CDBG funds; and assist persons actually displaced as a result of such activities, as provided in the Uniform Relocation Assistance and Real Property Acquisition Policies Act of 1970, as amended;

Has adopted or will adopt a policy(s) to reduce greenhouse gas emissions in accordance with RCW 70.235.070 and certifies this project will adhere to this policy(s);

Will conduct and administer its program in conformance with Title VI of the Civil Rights Act of 1964 and the Fair Housing Act; and will affirmatively further fair housing (Title VIII of the Civil Rights Act of 1968); and

Has adopted (or will adopt) and enforce a policy prohibiting the use of excessive force by law enforcement agencies within its jurisdiction against any individuals engaged in nonviolent civil rights demonstrations; and has adopted (or will adopt) and implement a policy of enforcing applicable state and local laws against physically barring entrance to or exit from a facility or location that is the subject of such nonviolent civil rights demonstration within its jurisdiction, in accordance with Section 104(1) of the Title I of the Housing and Community Development Act or 1974, as amended; and

City of College Place, Washington designates Mr. Mike Rizzitiello – City Administrator as the authorized representative to act in all official matters in connection with this application and City of College Place's participation in the Federal Economic Development Administration (EDA) grant program.

Clerical Corrections. The City Clerk is authorized to make necessary clerical corrections to this resolution including, but not limited to, the correction of scrivener's/clerical errors, references, resolution numbering, section/subsection numbers and any references thereto.

Effective Date. This resolution shall take effect and be in full force upon its passage as provided by law.

PASSED by the City Council of the City of College Place, Washington, this 12th day of September, 2023.

Attest:

Norma L. Hernández, Mayor

Sherri St. Clair, City Clerk

CITY OF COLLEGE PLACE: SIDEWALK GAPS

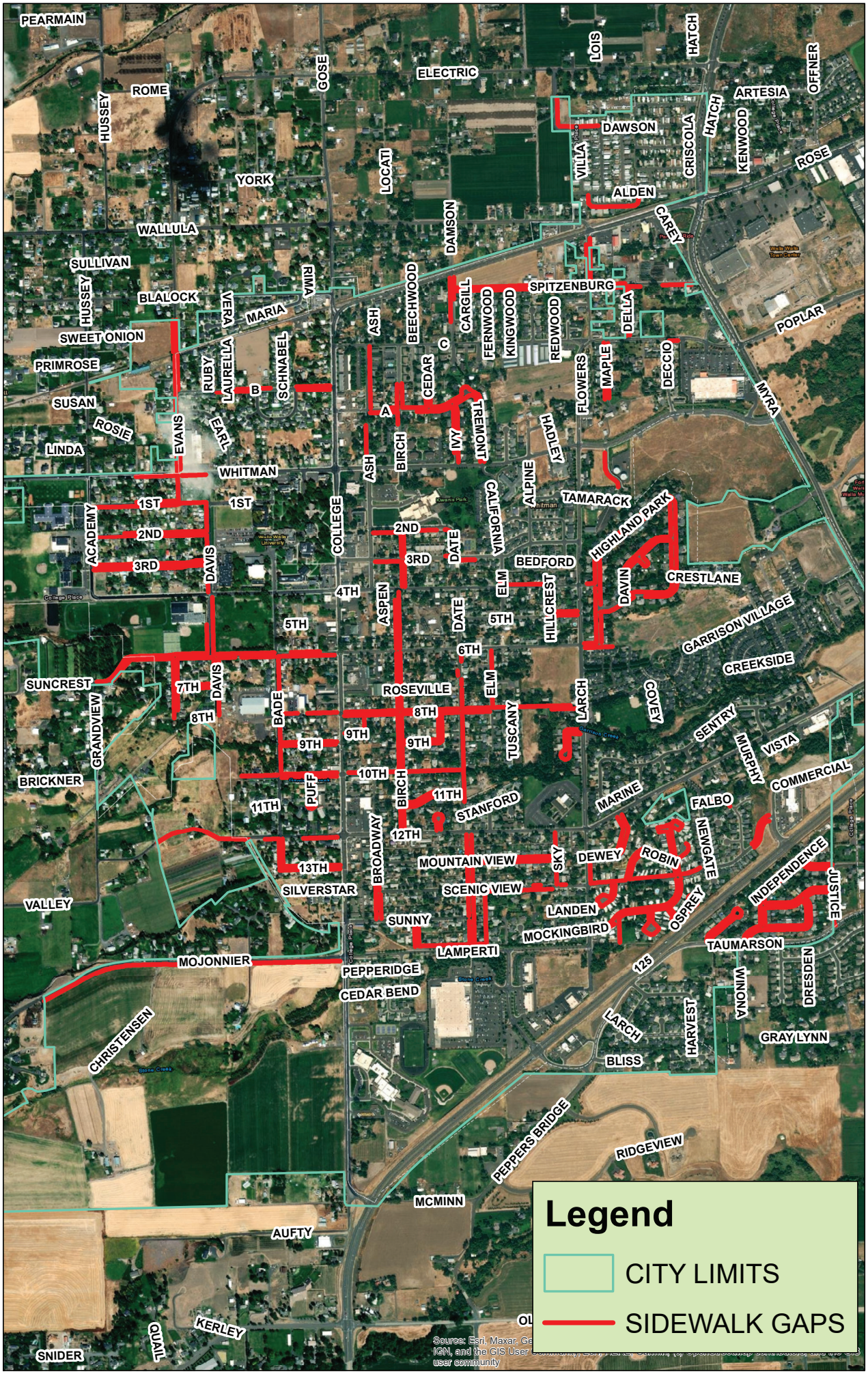

Document Path: S:\GIS\MXD\CP_ProposedSidewalk_2021.mxd

U.S. Department of Transportation
Federal Highway Administration
1200 New Jersey Avenue, SE
Washington, DC 20590
202-366-4000

INFLATION REDUCTION ACT IRA

FACT SHEETS

Neighborhood Access and Equity (NAE) Grant Program

	Inflation Reduction Act (IRA)
Fiscal year (FY)	2022
Appropriation (General Fund)	$3.205 B*

*Funds were appropriated in FY22 and remain available until September 30, 2026.

Note: Except as indicated, all references in this document are to the Inflation Reduction Act (IRA), enacted as Pub. L. 117-169 (Aug. 16, 2022).

Program Purpose

The IRA establishes the Neighborhood Access and Equity Grant (NAE) Program to provide funds for projects that improve walkability, safety, and affordable transportation access through context-sensitive strategies and address existing transportation facilities that create barriers to community connectivity or negative impacts on the human or natural environment, especially in disadvantaged or underserved communities. The program also provides funding for planning and capacity building activities in disadvantaged or underserved communities as well as funding for technical assistance to units of local government to facilitate efficient and effective contracting, design, and project delivery and to build capacity for delivering surface transportation projects.

Statutory Citation

- § 60501; 23 U.S.C. 177

Funding Features

Type of Budget Authority or Authorization of Appropriations

- Appropriated Budget Authority from the General Fund, not subject to any limitation on obligations.

Distribution of Funds

- $1.893 billion for grants to eligible entities for activities eligible under the program. [§ 60501; 23 U.S.C. 177(a)]
- $1.262 billion for grants to eligible recipients for eligible projects in economically disadvantaged communities. [§ 60501; 23 U.S.C. 177(d)]
- $50 million for technical assistance activities and capacity building subgrants to units of local government, as well as FHWA operations and administration. [§ 60501; 23 U.S.C. 177(g)]

Federal Share

- The Federal share of the cost of an activity carried out with a grant under the program may not exceed 80% except that the Federal share of the cost of an eligible project may be up to 100% for projects in a disadvantaged or underserved community. Â [§ 60501; 23 U.S.C. 177(f)]

Program Features

This is a new program established under the IRA.

Eligible Projects

The program provides funds to eligible entities–

- to improve walkability, safety, and affordable transportation access through projects that are context-sensitive–
  - to remove, remediate, or reuse a facility described in 23 U.S.C. 177(c)(1);
  - to replace a facility described in 23 U.S.C. 177(c)(1) with a facility that is at-grade or lower speed;
  - to retrofit or cap a facility described in 23 U.S.C. 177(c)(1);
  - to build or improve complete streets, multiuse trails, regional greenways, or active transportation networks and spines; or
  - to provide affordable access to essential destinations, public spaces, or transportation links and hubs;
- to mitigate or remediate negative impacts on the human or natural environment resulting from a facility described in 23 U.S.C. 177(c)(2) in a disadvantaged or underserved community through–
  - noise barriers to reduce impacts resulting from a facility described in 23 U.S.C. 177(c)(2);
  - technologies, infrastructure, and activities to reduce surface transportation-related greenhouse gas emissions and other air pollution;
  - natural infrastructure, pervious, permeable, or porous pavement, or protective features to reduce or manage stormwater run-off resulting from a facility described in 23 U.S.C. 177(c)(2);
  - infrastructure and natural features to reduce or mitigate urban heat island hot spots in the transportation right-of-way or on surface transportation facilities; or
  - safety improvements for vulnerable road users; and
- for planning and capacity building activities in disadvantaged or underserved communities to–
  - identify, monitor, or assess local and ambient air quality, emissions of transportation greenhouse gases, hot spot areas of extreme heat or elevated air pollution, gaps in tree canopy coverage, or flood prone transportation infrastructure;
  - assess transportation equity or pollution impacts and develop local anti-displacement policies and community benefit agreements;
  - conduct predevelopment activities for projects eligible under 23 U.S.C. 177(a);
  - expand public participation in transportation planning by individuals and organizations in disadvantaged or underserved communities; or
  - administer or obtain technical assistance related to activities described in 23 U.S.C. 177(a).

Eligible Entities

- A State,
- A unit of local government;
- A political subdivision of a State,
- An entity described in 23 U.S.C. 207(m)(1)(E) (Federally recognized Indian Tribe);
- A U.S. territory;
- A special purpose district or public authority with a transportation function;
- A Metropolitan Planning Organization (as defined in 23 U.S.C. 134(b)(2)); or
- For grants for planning and capacity building activities in disadvantaged or underserved communities, in addition to the eligible entities described above, a non-profit organization or institution of higher education that has partnered with an eligible entity. [§ 60501; 23 U.S.C. 177(b)]

Eligible Facilities

For projects eligible for funding under 23 U.S.C. 177(a)(1)(A)-(C), an eligible facility as described by this program is–

- a surface transportation facility for which high speeds, grade separation, or other design factors create an obstacle to connectivity within a community. [§ 60501; 23 U.S.C. 177(c)(1)]

For projects eligible for funding under 23 U.S.C. 177(a)(2), an eligible facility as described by this program is–

- a surface transportation facility which is a source of air pollution, noise, stormwater, or other burden to a disadvantaged or underserved community. [§ 60501; 23 U.S.C. 177(c)(2)]

Additional Considerations

Technical Assistance

This program will provide funding for other activities, including:

- guidance, technical assistance, templates, training, or tools to facilitate efficient and effective contracting, design, and project delivery by units of local government;
- subgrants to units of local government to build capacity to assume responsibilities to deliver surface transportation projects; and
- FHWA operations and administration. [§ 60501; 23 U.S.C. 177(g)]

For purposes of grants awarded for projects in economically disadvantaged communities under 23 U.S.C. 177(d), an economically disadvantaged community is one that:

- is economically disadvantaged, underserved, or located in an area of persistent poverty;

- has entered or will enter into a community benefits agreement with representatives of the community;
- has an anti-displacement policy, a community land trust, or a community advisory board in effect; or
- has demonstrated a plan for employing local residents in the area impacted by the activity or project proposed under the program. [§ 60501; 23 U.S.C. 177(d)(2)]

Funding Limitations

- Funds cannot be used for a project for additional through travel lanes for single-occupant passenger vehicles. [§ 60501; 23 U.S.C. 177(h)(2)]

Disadvantaged Business Enterprise Program

- Grants administered by or through a State DOT shall be expended in compliance with DOT's Disadvantaged Business Enterprise (DBE) program. [§ 60501; 23 U.S.C. 177(e)(2)]

Treatment of Projects

- Treats a project funded under 23 U.S.C. 177(a) or (d) as if it were located on a Federal-aid highway. This ensures applicability of Davis-Bacon wage requirements that apply to other projects on Federal-aid highways. [§ 60501; 23 U.S.C. 177(e)(1)]

Additional Information and Assistance

- FHWA can connect you with your local FHWA office and support you through technical assistance for planning, design, construction, preserving, and improving public roads and in the stewardship of Federal funds. For assistance, visit: https://www.fhwa.dot.gov/bipartisan-infrastructure-law/technical_support.cfm

- For more information on resources to help communities understand the best ways to apply for grants, and to plan for and delivery transformative infrastructure projects and services. Whether it's the first time you're applying for a DOT grant or you're looking for more technical details and guidance, visit: https://www.transportation.gov/dot-navigator

Page last modified on June 13, 2023

City of College Place, Washington

RESOLUTION NO. 23-055

A RESOLUTION BY THE CITY COUNCIL OF THE CITY OF COLLEGE PLACE, WASHINGTON REGARDING SUPPORT OF APPLICATION TO THE FEDERAL DEPARTMENT OF TRANSPORTATION NEIGHBORHOOD ACCESS AND EQUITY (NAE) GRANT PROGRAM FOR THE COLLEGE PLACE SIDEWALK PROJECT

Whereas, the City of College Place is a non-charter code city governed by the rules and regulations of RCW 35A; and

Whereas, the Federal Department of Transportation has created the Neighborhood Access and Equity Grant Program as part of the Inflation Reduction Act created by Congress in 2022; and

Now therefore, it is hereby resolved by the City Council of the City of College Place, Washington, as follows:

1. Directs the City Administrator or designee to pursue grant application to the Federal Department of Transportation Neighborhood Access and Equity Grant Program for the College Place Sidewalk Project.

Clerical Corrections. The City Clerk is authorized to make necessary clerical corrections to this resolution including, but not limited to, the correction of scrivener's/clerical errors, references, resolution numbering, section/subsection numbers and any references thereto.

Effective Date. This resolution shall take effect and be in full force upon its passage as provided by law.

PASSED by the City Council of the City of College Place, Washington, this 12th day of September, 2023.

Attest:

Norma L. Hernández, Mayor

Sherri St. Clair, City Clerk

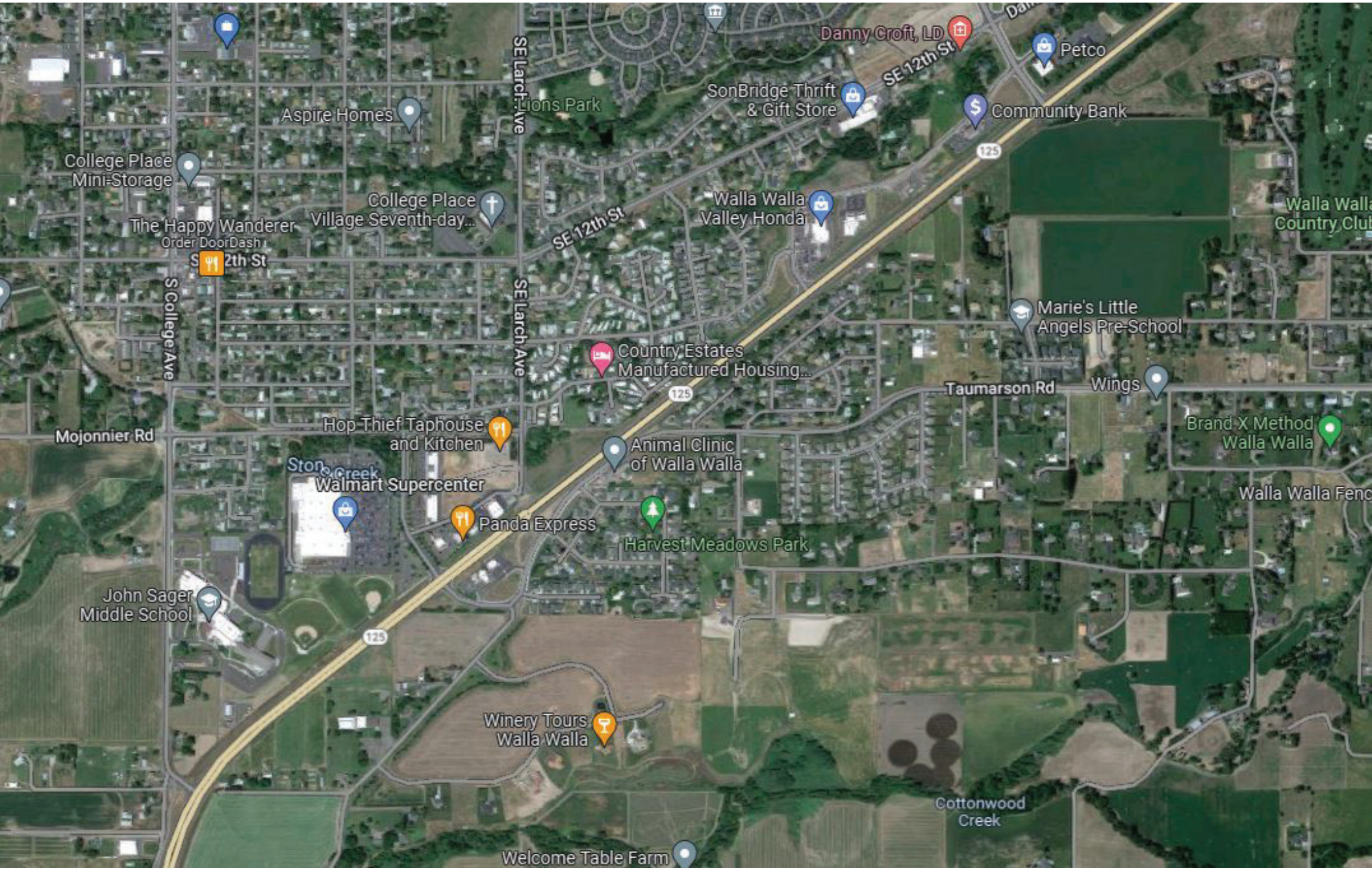
Danny Croft, LD
Petco
SE 12th St
SonBridge Thrift
& Gift Store
Community Bank
Aspire Homes
SE Larch Ave
College Place
Mini-Storage
College Place
Village Seventh-day...
Walla Walla
Valley Honda
The Happy Wanderer
Order DoorDash
SE 12th St
S College Ave
SE Larch Ave
Marie's Little
Angels Pre-School
Country Estates
Manufactured Housing...
Taumarson Rd
Wings
Mojonnier Rd
Hop Thief Taphouse
and Kitchen
Animal Clinic
of Walla Walla
Brand X Method
Walla Walla
Walmart Supercenter
Panda Express
Harvest Meadows Park
John Sager
Middle School
Winery Tours
Walla Walla
Cottonwood
Creek
Welcome Table Farm

U.S. Department of Transportation

Reconnecting Communities Pilot (RCP) Grant Program Fact Sheet

What is this program and its goal?

The Bipartisan Infrastructure Law established the RCP discretionary grant program with $1 billion in funding over five years from 2022-2026. The purpose of the RCP Program is to reconnect communities by removing, retrofitting, or mitigating transportation facilities, like highways or rail lines, that create barriers to community connectivity, mobility, access, or economic development. The program funds planning and capital construction to address infrastructure barriers, reconnect communities, and improve peoples' lives.

What are examples of reconnecting solutions?

Solutions to knit communities back together can include high-quality public transportation, infrastructure removal, pedestrian walkways and overpasses, capping and lids, linear parks and trails, roadway redesigns and complete streets conversions, and main street revitalization.

What types of grants are available for FY 2023?

This year, the RCP Program will provide up to $198 million for two types of grants: Community Planning Grants and Capital Construction Grants. For more information and to review the Notice of Funding Opportunity, visit the RCP Program website.

Community Planning Grants – $50M

- Study the removal, retrofit, or mitigation of an existing facility to restore community connectivity
- Conduct public engagement
- Other transportation planning activities

Capital Construction Grants – $148M

- Carry out a project to remove, retrofit, mitigate, or replace an existing eligible facility with a new facility that reconnects communities.

Who is eligible to apply?

Eligible Facilities are highways or other transportation facilities that create a barrier to community connectivity, including barriers to mobility, access, or economic development, due to high speeds, grade separations, or other design factors. DOT is taking a broad view of "other transportation facilities," that might include railroads or transit lines.

Eligible Community Planning Grant applicants are States, units of local government, Tribal governments, Metropolitan Planning Organizations, and non-profit organizations.

Eligible Capital Construction applicants must be 1) the Facility Owner(s) or 2) eligible applicants for a Community Planning Grant, as long as the Facility Owner is a joint applicant, with evidence of endorsing the application.

Technical Assistance

Prospective applicants should consult the RCP Program website for resources, FAQs, webinars, and case studies. A new DOT Navigator provides links to a wide range of existing DOT technical assistance resources.

DOT will provide technical assistance for grantees and potential grantees, including through the forthcoming Reconnecting Communities Institute launching later in 2023.

The RCP Program welcomes applications from diverse local, Tribal, and regional communities regardless of size, location, and experience administering Federal funding. DOT encourages place-based partnerships headed by a lead applicant.

When is the deadline for applications?

Applications must be submitted within 90 days after publication of the NOFO via Valid Eval at this website for Community Planning Grants and at this website for Capital Construction Grants.

For additional information and to subscribe to email updates, visit https://www.transportation.gov/grants/rcnprogram.

City of College Place, Washington

RESOLUTION NO. 23-056

A RESOLUTION BY THE CITY COUNCIL OF THE CITY OF COLLEGE PLACE, WASHINGTON REGARDING SUPPORT OF APPLICATION TO THE FEDERAL DEPARTMENT OF TRANSPORTATION RECONNECTING COMMUNITIES PLANNING PILOT GRANT PROGRAM FOR THE SR 125 CORRIDOR (MYRA ROAD TO OLD MILTON HIGHWAY)

Whereas, the City of College Place is a non-charter code city governed by the rules and regulations of RCW 35A; and

Whereas, the Federal Department of Transportation has created the Reconnecting Communities Pilot Grant program out of the Bipartisan Infrastructure Legislation that has planning and implementation subgrant elements; and

Now therefore, it is hereby resolved by the City Council of the City of College Place, Washington, as follows:

1. Directs the City Administrator or designee to pursue grant application to the Federal Department of Transportation Reconnecting Communities Pilot Grant Program for the SR 125 Corridor Planning Project (Myra Road to Old Milton Highway).

Clerical Corrections. The City Clerk is authorized to make necessary clerical corrections to this resolution including, but not limited to, the correction of scrivener's/clerical errors, references, resolution numbering, section/subsection numbers and any references thereto.

Effective Date. This resolution shall take effect and be in full force upon its passage as provided by law.

PASSED by the City Council of the City of College Place, Washington, this 12th day of September, 2023.

Attest:

Norma L. Hernández, Mayor

Sherri St. Clair, City Clerk

STATE OF WASHINGTON
DEPARTMENT OF COMMERCE
1011 Plum Street SE • PO Box 42525 • Olympia, Washington 98504-2525 • (360) 725-4000
www.commerce.wa.gov

August 28, 2023

The Honorable Norma Hernandez
Mayor of College Place
922 Southeast Marine Drive
College Place, Washington 99324

RE: Climate Planning Grants

Dear Mayor Hernandez:

The City of College Place is required by RCW 36.70A.130(5) to revise its comprehensive plan and development regulations June 30, 2026, to ensure they comply with the Growth Management Act (GMA) as revised by House Bill 1181 (Chapter 228, Laws of 2023).

We are pleased to inform you that, based on your population size, that $150,000 has been reserved as a grant to assist in completing your work. This funding is reserved as a non-competitive formula grant. Due to the nature of the funding [Climate Commitment Act, SB 5187, Sec. 130 (21)], Commerce will award approximately $30 million a biennium to any eligible jurisdiction that submits a complete application. Commerce will prioritize those jurisdictions with periodic updates due in 2025 and all other due dates that follow (in order).

For this reason, we request application materials for jurisdictions intending to implement HB 1181 this biennium to apply for grant funding by **October 31, 2023.** As soon we receive your submitted application, we will begin preparing your contract. The application is available online [https://app.smartsheet.com/b/form/a977250f9de848e3a261844529e01c38].

All planning activities related to complying with HB 1181 incurred by your jurisdiction, beginning July 1, 2023, will be eligible for reimbursement. Therefore, you will not need to delay work on the climate grant until the contract is signed.

Before we disburse the funds, a contract will need to be executed between your organization and the Department of Commerce. In order to begin the contracting process, please complete the grant information form online and attach a proposed scope of work and budget. Contracts will be prepared as soon as your proposed scope and budget are finalized.

If you have questions or need help with developing your scope of work, please contact Sarah Fox, Climate Program Manager, at (360) 725-3114, sarah.fox@commerce.wa.gov, or Paul Johnson, Management Analyst, (360) 725-3048, paul.johnson@commerce.wa.gov.

Sincerely,

Dave Andersen, AICP
Managing Director, Growth Management Services

cc: Jon Rickard; Sherri St. Clair

Washington State Department of Commerce

CLIMATE PROGRAM
GROWTH MANAGEMENT SERVICES

2023 – 2025

Climate Planning

Grant Application Instructions

Updated August 28, 2023

Table of Contents

1. Grant Overview **1**

2. Eligible Grant Activities **2**

3. Grant Funding Amounts and Criteria **2**

4. Grant Timeline **9**

5. Completing the Grant Application Form **10**

Jurisdiction Information 10

Scope of Work and Project Schedule 10

Budget and Financial Information 11

6. Letter of Commitment **12**

Authorizing Official Letter 12

7. Application Format and Submittal Requirements **12**

Contact information: 12

8. Other Helpful Resources **12**

Example Scope of Work for Climate Sub-Elements 14

1. Grant Overview

The Climate Commitment Act (Senate Bill 5187 (Sec. 130 (21)) directs the Department of Commerce (Commerce) to administer grants and provide technical assistance to cities and counties to plan for climate change. Commerce will make approximately $30 million (as appropriated) in statewide grants to implement House Bill 1181 (Chapter 228, Laws of 2023) supporting the development of climate change and resiliency elements. These new regulations must be first implemented by those jurisdictions with a June 30, 2025 due date. Each fully planning city and county is eligible for funding based on applicability (RCW 36.70A.040 (4)).

Grant applications are due on October 31, 2023, 5:00pm.

	Required Updates to GMA Elements per HB 1181						
GMA Periodic Update Due Dates	Greenhouse Gas Reduction Sub-element	Climate Resilience Sub-element	Transportation Element	Land Use Element	Capital Facilities Element*	Utilities Element*	Parks & Recreation Element*
For jurisdictions with a 2024 deadline and subject to GHG Emissions Reduction [Sec. 15 (10)]	**Due 2029**	**Due 2029**	**Due 2029**	**Due in 2034**			
For jurisdictions with a 2025 & 2026 deadline and subject to GHG Emissions Reduction [Sec. 4 (1) and (2)]	**X**	**X**	**X**	**X**	**X***	**X***	**X***
Jurisdictions not subject to GHG Emissions Reduction (all years) [Sec. 4 (3) and 9(e)(i)]	**Optional**	**X See RCW 36.70A.070(9)(e)**	******	**Only counties over 20k pop.**	**X***	**X***	**X***

Table notes: "X" indicates a GMA update requirement. One asterisk (*) indicates jurisdictions should make a good faith effort to update their elements to be consistent; refer to HB 1181 (Chapter 228, Laws of 2023) for specifics. Two asterisks (**) indicates 22 cities that need to update their transportation element based on population, not whether or not their county is among those that must develop a GHG emissions element.

2. Eligible Grant Activities

The following activities are eligible for funding during this round:

- Eligible activities may be claimed from July 1, 2023 until June 30, 2025.
- Adopting comprehensive plan policy and development regulation amendments to implement HB 1181 (Chapter 228, Laws of 2023) as applicable. This may include, but is not limited to, preparing informational materials for the public, conducting public outreach,[1] preparing staff reports and conducting public meetings and public hearings.
- Jurisdictions required to adopt a GHG Emission Reduction Sub-element, may also include the following activities: developing a local emission inventory; Vehicle Miles Traveled Per Capita (VMT) studies; and GHG emission reductions projections to inform the adopted comprehensive plan goals and policies.
- For those jurisdictions required to adopt a Climate Resilience Sub-element, activities may also include: utilizing the University of Washington's Climate Mapping for a Resilient Washington web tool and other resources, as needed, to explore expected local climate impacts; auditing existing plans and policies for climate resilience opportunities, gaps, and barriers; assessing local assets' climate vulnerability and risk; and, developing science-based climate resilience goals and policies for comprehensive plans.

Other planning activities related to implementing HB 1181:
A jurisdiction could propose both to adopt a climate element and conduct an implementation activity related to the adopted plan. If planning activities extend beyond the current biennium, they should be labeled "future activities."

Implementation activities must be climate planning related and not capital or infrastructure projects. Examples of implementation activities include (but not limited to): development of EV infrastructure plan; municipal building decarbonization plan; urban heat resilience strategy; or, native & climate-resilient planting plans for municipal projects.

3. Grant Funding Amounts and Criteria

Grant Eligibility and Amounts
Grants are available to local governments across the state that are subject to the requirements of HB 1181 during their next periodic review update cycle[2]. All local governments that are subject to HB 1181 may apply for funding for activities related to implementing climate change planning;

[1] HB 1181 (E2SHB) amended State Planning Goal 11 to include reference to vulnerable and overburdened communities as follows, "(11) Citizen participation and coordination. Encourage the involvement of citizens in the planning process**, including the participation of vulnerable populations and overburdened communities,** and ensure coordination between communities and jurisdictions to reconcile conflicts."
[2] For periodic update cycle deadlines, refer to Commerce's Growth Management Services webpage.

however, priority for grant funding in this round will go to those local governments required to implement in 2025 and 2026.

The ***table below***, provides the maximum grant award for all jurisdictions, using Washington State Office of Financial Management (OFM) population data for the year 2021, as stipulated in HB 1181. **For information on the due date of for updates, please refer to the Commerce's Growth Management Services webpage**

Note: One asterisk (*) indicates jurisdictions should make a good faith effort to update their elements to be consistent; refer to HB 1181 (Chapter 228, Laws of 2023) for specifics. Two asterisks (**) applies to 22 cities that need to update their transportation element based on population.

Year Due	Jurisdictions Listed by OFM 2021 Population	Max. County Funding	Max. City Funding		UPDATED GMA ELEMENTS					
				GHG Reduction	Climate Resilience	Transportation	Land Use	Capital Facilities*	Utilities*	Parks & Recreation*
2025	**Pop. >50k** Bellingham Clark County Lacey Olympia Skagit County Thurston County Vancouver Whatcom County	$800k	$700k	X	X	X	X	X	X	X
2025	Clallam County Island County Lewis County Mason County	$300k	$242.5k		X		X	X	X	X
2026	Benton County Franklin County Kennewick Pasco Richland Spokane Spokane County Spokane Valley	$800k	$700k	X	X	X	X	X	X	X
2026	Chelan County Walla Walla County Yakima** Yakima County	$300k	$242.5k		X		X	X	X	X
2027	Grant County	$300K	-		X		X	X	X	X
2029	Auburn Bellevue	$800k	$700k	X	X	X	Due in 2034			

Year Due	Jurisdictions Listed by OFM 2021 Population	Max. County Funding	Max. City Funding		UPDATED GMA ELEMENTS					
				GHG Reduction	Climate Resilience	Transportation	Land Use	Capital Facilities*	Utilities*	Parks & Recreation*
	Burien Everett Federal Way Kent King County Kirkland Kitsap County Lakewood Marysville Pierce County Redmond Renton Sammamish Seattle Shoreline Snohomish County Tacoma									
2025	**Pop. 49k to 6k** Anacortes Battle Ground Burlington Camas Ferndale Lynden Mount Vernon Ridgefield Sedro-Woolley Tumwater Washougal Yelm	$800k	$500k	X	X	X	X	X	X	X
2025	Centralia** Chehalis** Oak Harbor** Port Angeles** Port Townsend** Sequim** San Juan County Shelton** Woodland**	$300k	$150k		X			X	X	X
2025	Jefferson County	$300k	-		X		X	X	X	X
2026	Douglas County Kittitas County	$800k	-		X		X	X	X	X

Year Due	Jurisdictions Listed by OFM 2021 Population	Max. County Funding	Max. City Funding		UPDATED GMA ELEMENTS					
				GHG Reduction	Climate Resilience	Transportation	Land Use	Capital Facilities*	Utilities*	Parks & Recreation*
2026	Airway Heights Cheney Liberty Lake Prosser West Richland	-	$500k	X	X	X	X	X	X	X
2026	College Place** East Wenatchee** Ellensburg** Grandview** Longview Selah** Sunnyside** Toppenish** Union Gap** Walla Walla** Wenatchee**	-	$150k		X			X	X	X
2027	Stevens County Pacific County	$300K	-		X		X	X	X	X
2027	Ephrata** Moses Lake** Quincy**	-	$150K		X			X	X	X
2029	Arlington Bainbridge Island Bonney Lake Bothell Bremerton Brier Covington Des Moines DuPont Duvall Edgewood Edmonds Enumclaw Fife Fircrest Gig Harbor Issaquah Kenmore Lake Forest Park Lake Stevens Lynnwood Maple Valley Mercer Island	$800k	$500k	X	X	X	Due in 2034			

Year Due	Jurisdictions Listed by OFM 2021 Population	Max. County Funding	Max. City Funding		UPDATED GMA ELEMENTS					
				GHG Reduction	Climate Resilience	Transportation	Land Use	Capital Facilities*	Utilities*	Parks & Recreation*
	Mill Creek Milton Monroe Mountlake Terrace Mukilteo Newcastle Normandy Park North Bend Orting Pacific Port Orchard Poulsbo Puyallup SeaTac Snohomish Snoqualmie Stanwood Steilacoom Sumner Tukwila University Place Woodinville									
2025	**Population <6k** Blaine Bucoda Concrete Coupeville Everson Forks Hamilton La Center La Conner Langley Lyman Morton Mossyrock Napavine Nooksack Pe Ell Rainier Sumas Tenino Toledo Vader Winlock Yacolt	$300k	$100k		X			X	X	X

Year Due	Jurisdictions Listed by OFM 2021 Population	Max. County Funding	Max. City Funding		UPDATED GMA ELEMENTS					
				GHG Reduction	Climate Resilience	Transportation	Land Use	Capital Facilities*	Utilities*	Parks & Recreation*
2025	Friday Harbor	-	$100K		X			X	X	X
2026	Benton City Bridgeport Cashmere Chelan Cle Elum Connell Deer Park Entiat Fairfield Granger Harrah Kahlotus Kittitas Latah Leavenworth Mabton Mansfield Medical Lake Mesa Millwood Moxee Naches Prescott Rock Island Rockford Roslyn South Cle Elum Spangle Tieton Waitsburg Wapato Waterville Waverly Zillah	$800k	$100k		X			X	X	X
2027	Chewelah Columbia County Colville Coulee City Coulee Dam Dayton Electric City George Grand Coulee	$300k	$100k		X			X	X	X

Year Due	Jurisdictions Listed by OFM 2021 Population	Max. County Funding	Max. City Funding		UPDATED GMA ELEMENTS					
				GHG Reduction	Climate Resilience	Transportation	Land Use	Capital Facilities*	Utilities*	Parks & Recreation*
	Hartline Ilwaco Kettle Falls Krupp Long Beach Marcus Mattawa Northport Raymond Royal City Soap Lake South Bend Springdale Warden Wilson Creek									
2029	Algona Beaux Arts Village Black Diamond Buckley Carbonado Carnation Clyde Hill Darrington Eatonville Gold Bar Granite Falls Hunts Point Index Medina Roy Ruston Skykomish South Prairie Sultan Wilkeson Woodway Yarrow Point	-	$100k		X		Due in 2034			

Note: This list is intended as a reference and does not supersede state law.

Commerce will prioritize grants as follows:

1. Jurisdictions that are required to implement HB 1181 by June 30, 2025.
2. Jurisdictions that are required to implement HB 1181 by June 30, 2026.
3. Other jurisdictions that are required to implement HB 1181 that are due after 2026.

Grant Deliverables
The deliverables specified in the Scope of Work must be completed before the end of the grant period.

Joint Applications
Joint applications from two or more jurisdictions are encouraged where regional groups may collaborate to implement HB 1181. Joint applicants may apply for funding per jurisdiction based on the grant amounts noted above. However, where work can be shared, funding requests should reflect these savings. Each joint city may have a separate grant agreement through Commerce, due to the need for a separate legislative action by each grantee, in order to receive their portion of the grant funding.

Note: Commerce cannot combine funding from other grant programs into a singular grant contract, such as combining Periodic Update Funding with Climate Grant funding. The climate grants are funded through the Climate Commitment Act, not by the state's general fund.

Interaction with Other Grants
If you have or intend to apply for other grants from Commerce, such as periodic update grants (PUG), the agency cannot pay for the same work item more than once. If you think you may use non commerce funds for some of the work, but are unsure about funding from another source such as a FEMA hazard mitigation grant, you can include the work in the scope of this grant and reprogram funds later if needed. The total amount of funds available to you from this grant will stay the same. ***If similar or overlapping activities are in more than one grant, the work items must be carefully defined so they do not duplicate work paid for by another Commerce grant or another source of funding.***

4. Grant Timeline

- **August 2023: Grant applications available**

  Application information posted on the Commerce website: https://www.commerce.wa.gov/serving-communities/growth-management/growth-management-grants/.

- **August 24, 2023 (10AM): Pre-application Zoom conference for grantees.**

  Zoom Meeting Registration
  https://wastatecommerce.zoom.us

- **October 31, 2023, 5:00pm: Grant applications due to Commerce**

  Applications must be submitted online through this Smart Sheet link. Please, note that required attachments submitted in Word will be easier to process into a contract agreement. Letters of commitment may be submitted by PDF.

- **Deliverables and final invoices are due June 15 (in year that corresponds to the periodic update due date)**

  Final grant deliverables and final invoices must be submitted to Commerce.

5. Completing the Grant Application Form

The application form is available online. Applicants must attach the following three documents to the online form.

- Letter of Commitment
- Scope of Work
- Budget.

Additional information may be included with the application as noted in the instructions.

Jurisdiction Information

Provide the name of your city/county, total grant funding requested, 2021 OFM population.

Complete the requested fields with jurisdiction information. For cities*: If two or more cities jointly apply and collaborate on this grant, submit a separate page for each city. Indicate which city is the lead city for purposes of administering the grant.*

Unified Business Identifier (UBI) Number: For entities in Washington State, the 9-digit Unified Business Identifier (UBI) is assigned for doing business in Washington State. It is written as "_ _ _ -_ _ _- _ _ _." Your accounting/finance officer should provide this number or you can search for it here: Washington State Department of Revenue.

Statewide Vendor (SWV) Number: This is a nine digit number assigned by the state to your jurisdiction in order for direct deposit/EFT payments. It is typically written as "SWV xxxxxxx- xx." Your accounting/finance officer should provide this number. Contact us for more information.

Authorized Official: Please provide the name and title of the official authorized to sign the grant agreement. Usually this is the Mayor. However, it may be a designated administrative officer, such as the city manager, depending on your city's policies and governance structure. Please provide the name and title as it should appear under the grant agreement signature line.

Scope of Work and Project Schedule

The application shall include a scope of work (SOW) with clear deliverables and a project schedule. This is a performance-based contract, therefore cities will be paid upon satisfactory completion of deliverables rather than hours spent working on the project. Please note this is different than how some consultants currently contract with cities.

The SOW should be itemized into a project objective, along with actions, steps and deliverables as explained below. Unless otherwise noted, each of the parts below should have a start and end date. If only a month and year are given, we will assume that the estimated start date is the first day of the first month and the estimated end date is the last day of the last month.

- **"Tasks"** refer to the components of the project and typically align with deliverables. They are provided as an organizing element within the scope of work.
- **"Steps"** are the work activities that this particular portion of the project entails. Steps need an estimated end date. Start dates are optional.

- **"Deliverables"** are the final products that the grant and/or portion of the grant will generate. The applicant will need to deliver these products by the dates indicated in the "End Date" column. Start dates are not needed for deliverables, as the start date is the start of the first step leading to the deliverable.

An example scope of work is included at the end of this document, **please note the examples are for illustrative purposes only**.

When developing your SOW, please be aware that:

- The SOW in the grant application will be used to develop a contract agreement.
- If an action and/or step is currently in progress at the time you are applying for this funding, clearly document progress to date and detail the tasks that will be carried out using grant funds. Grant funds may be used for any tasks occurring after July 1, 2023.
- **The final due date for any Deliverable must be no later than June 15 of the year that your jurisdiction's periodic update is due**. For example, if your periodic update is due June 30, 2025, then your final deliverable is due **June 15, 2025**. The final due date is based on the need for Commerce staff to review and submit invoices for payment and it **differs from** the end of the state's fiscal year.

Proposed Future Implementation Activities

Jurisdictions are encouraged to utilize the maximum funding available, which could include estimating a portion of the resources to accomplish the primary purpose --- adoption of climate element --- described in the Scope of Work and Budget. The secondary purpose (e.g. implementation of a climate goal) could be described in this section and would be subject to a future grant agreement.

Budget and Financial Information

Provide detailed information in the budget table, about the project's cost by assigning a cost to each deliverable in the scope of work. Commerce recommends the budget for each deliverable be based on the expenses estimated by the city and/or chosen consultant. If a grant is awarded, budget amounts can be adjusted before the final contract agreement is executed to align with consultant expenses.

Budget managers should be aware that the final twenty percent (20%) of the grant amount is contingent upon completion of the final deliverables (e.g., if the final deliverable for a jurisdiction with a June 30, 2025 periodic review update deadline is an adopted climate element ordinance, then that final deliverable must have a budget amount of at least 20% of the total grant).

Sample Budget for Climate Grant

NOTE: The example budget below is provided for general format assistance only.

Deliverables	Commerce Grant Funds
Deliverable 1: Public Engagement Plan	*$100,000*
Deliverable 2: Explore Climate Impacts	*$50,000*
Deliverable 3: Comprehensive Plan Audit	*$50,000*
Deliverable 4: Develop Climate Goals and Policies	*$200,000*

Deliverable 6: Final Element and Adopt ordinance	*$100,000*
Total:	*$500,000*

6. Letter of Commitment

Authorizing Official Letter

A letter of commitment from the city mayor or other authorized official should be attached to the completed application form (online). The letter should include the following language or similar language as modified to your specific grant proposal:

> I, NAME and TITLE_ of __NAME of CITY/COUNTY, authorize the city/county to propose the attached scope of work and budget request for grant funding to prepare and adopt amendments to implement the requirements of HB 1181 related to climate planning.
>
> We understand that the GMA requires us to adopt goals and policies related climate change. These goals and policies will be considered and adopted as part of our scheduled periodic review update to our comprehensive plan deadline.

7. Application Format

The Scope of Work and Budget should be submitted as Microsoft Word files (not as a pdf) so that they can easily be turned into a contract agreement. The letter of commitment should be scanned and attached, or have a scanned signature of the mayor or individual within the organization authorized to sign this letter. The letter of commitment may be submitted after the application deadline, but must be received before the grant award. Please include a note in your email when the letter of commitment would be submitted.

Contact information:

Sarah Fox, Climate Planning Manager	sarah.fox@commerce.wa.gov
Michael Burnham, Resilience Lead	michael.burnham@commerce.wa.gov
Gary Idleburg, Mitigation Lead	gary.idleburg@commerce.wa.gov
General Grant Information	gmsclimate@commerce.wa.gov

8. Other Helpful Resources

- Commerce along with its state partners developed Climate Element Planning Guidance, which shows cities and counties how to create a climate element with resilience (includes adaptation)

and greenhouse gas emissions reduction (mitigation) sub-elements. For more information about the new law and planning guidance, visit the COMMERCE Climate Program website.

- Local government climate change plans, resolutions and other documents have been compiled by Municipal Research Service Center on this webpage and includes a map.
- The University of Washington Climate Impacts Group builds climate resilience by advancing understanding of climate risks & enabling science-based action to manage those risks. Their website includes technical tools and maps that assist with regional climate change planning.
- Commerce will maintain a running FAQ document on our web site to address ongoing questions. Commerce will also be hosting webinars on both climate planning and grant procedures on an ongoing basis.
- For one on one technical assistance, please contact your Commerce regional planner.

Example Scope of Work for Climate Sub-Elements

The two examples below are provided for general assistance only. The far left column references the steps and tasks that are described in the Early Climate Guidance that is available online Commerce's Climate Program webpage.

Example Scope of Work for GHG Emissions Reduction Sub-element (This is an example when VMT is the major source of GHG emissions)		
Section Steps, Tasks and Deliverables	**Description**	**End Date**
Section 2	**Initialize Project**	**10/2023 – 01/2024**
Task 2.1	Form Climate Policy Advisory Team	
Task 2.2	Establish engagement strategy that supports environmental justice	
Deliverable 1	Submit a memo summarizing completion of this step or submit a copy of completed Climate Element Workbook [*Note: You may provide a completed copy of your Climate Element Workbook in lieu of a summary memo for this and the other deliverables that follow.*]	01/15/2024
Section 3, Step 1	**Explore Sources of GHG Emissions**	**10/2023 – 02/2024**
Section 3, Step 2	**Determine project scope and geographic scale**	**2/2024 – 3/2024**
Task 2.1	Define jurisdiction/study area.	
Task 2.2	Geographic, demographic and historic profile of the jurisdiction/study area	
Task 2.3	Identify which source of VMT is of concern, including people who live, work, and travel through the area	
Deliverable 2	Definition of jurisdiction/study area. Submit a memo summarizing completion of this step or submit a copy of completed Climate Element Workbook [	03/15/2024
Section 3, Step 3	**Acquire or Purchase relevant VMT data**	**04/2024 – 05/2024**
Section 3, Step 4	**Determine the most Significant VMT Sources**	**06/2024 – 08/2024**
Task 4.1	VMT data analysis	
Task 4.2	Travel market assessment	
Deliverable 3	Develop list of all sources of VMT and extract a subset of the most significant sources. Submit a memo summarizing completion of this step or submit a copy of completed Climate Element Workbook.	**08/15/2024**
Section 3, Step 5	**Set VMT reduction targets**	**09/2024-10/2024**

Example Scope of Work for GHG Emissions Reduction Sub-element (This is an example when VMT is the major source of GHG emissions)		
Section Steps, Tasks and Deliverables	**Description**	**End Date**
Task 5.1	Develop or choose VMT reduction targets that can be achieved in the near term (five years) and longer term (10 years) for implementation.	
Deliverable 4	VMT reduction targets and projected GHG reductions. Submit a memo summarizing completion of this step or submit a copy of completed Climate Element Workbook	**10/15/2024**
Section 3, Step 6	**Develop goals, policies and an implementation plan to achieve VMT and GHG reduction targets.**	**11/2024**
Section 3, Step 7	**Integrate the VMT reduction measures into your comprehensive plan**	**11/2024-01/2025**
Task 7.1	The measures chosen should be made consistent with and reference each other across plan elements such as transportation, housing, land use, or climate.	
Task 7.2	Embed an implementation or action plan into the comprehensive plan.	
Deliverable 5	Draft goals and policies that will reduce VMT and subsequent GHG emissions	**01/30/2025**
Deliverable 6	**Adopt GHG Emissions Reductions goals and policies by ordinance.**	**3/15/2025**
Section 3, Step 8	**Evaluate progress toward your VMT goals**	
Task 8.1	Measure VMT changes by developing a comparison between the jurisdiction's baseline VMT data (e.g., 2019) and present values.	
Task 8.2	Create schedule to revisit the VMT data at regular intervals (at least every five years), and measure progress from the last review.	
Deliverable 7	**Submit a memo summarizing completion of deliverables.**	**03/15/2025**

Example Scope of Work for Climate Resilience Sub-element		
Climate Guidance (Section Steps, Tasks and Deliverables)	**Description**	**End Date**
Section 2	**Initialize Project**	**10/2023 – 01/2024**
Task 2.1	Form Climate Policy Advisory Team	
Task 2.2	Establish engagement strategy that supports environmental justice	

Example Scope of Work for Climate Resilience Sub-element		
Climate Guidance (Section Steps, Tasks and Deliverables)	**Description**	**End Date**
Deliverable 1	Submit a memo summarizing completion of this step or submit a copy of completed Climate Element Workbook [*Note: You may provide a completed copy of your Climate Element Workbook in lieu of a summary memo for this and the other deliverables that follow.*]	01/15/2024
Section 3, Step 1	**Explore Climate Impacts**	**10/2023 – 02/2024**
Task 1.1	Identify community assets	
Task 1.2	Explore hazards and changes in the climate	
Task 1.3	Pair assets and hazards and describe exposure and consequences	
Task 1.4	Identify priority climate hazards	
Deliverable 2	Submit a memo summarizing completion of this step or submit a copy of completed Climate Element Workbook [*Note: You may provide a completed copy of your Climate Element Workbook in lieu of a summary memo for this and the other deliverables that follow.*]	02/15/2024
Section 3, Step 2	**Audit Plans & Policies**	**2/2024 – 4/2024**
Task 2.1	Review existing plans for climate gaps and opportunities	
Task 2.2	Determine next step [*proceed to Step 3 or skip to Step 4*]	
Deliverable 3	Submit a memo summarizing completion of this step or submit a copy of completed Climate Element Workbook	**4/15/2024**
Section 3, Step 3	**Assess Vulnerability & Risk** [*if applicable*]	**04/2024 – 08/2024**
Task 3.1	Assess sensitivity	
Task 3.2	Assess adaptive capacity	
Task 3.3	Characterize vulnerability	
Task 3.4	Characterize risk	
Task 3.5	Meet with partners, stakeholders and decision makers to decide course of action	
Deliverable 4	Submit a memo summarizing completion of this step or submit a copy of completed Climate Element Workbook	
Section 3, Step 4	**Pursue Pathways**	**08/2024 – 10/2024**
Task 4.1	Develop goals	
Task 4.2	Develop policies	

Example Scope of Work for Climate Resilience Sub-element		
Climate Guidance (Section Steps, Tasks and Deliverables)	**Description**	**End Date**
Task 4.3	Identify policy co-benefits	
Deliverable 5	Submit a memo summarizing completion of this step or submit a copy of completed Climate Element Workbook	**10/15/2024**
Section 3, Step 5	**Integrate Goals & Policies** (Ensure that there is adequate time for advisory committee and policymaker consideration)	**08/2024 – 03/2024**
Task 5.1	Review and finalize resilience goals and policies	
Task 5.2	Consult with partners, stakeholders and decision makers	
Final Deliverables **Deliverable 6**	**Adopt climate resilience goals and policies by ordinance, or adopt updated FEMA Hazard Mitigation Plan by reference.**	**02/15/2024**
Deliverable 7	**Submit a memo summarizing completion of this step or submit a copy of completed Climate Element Workbook**	**03/15/2024**

City of College Place, Washington

RESOLUTION NO. 23-057

A RESOLUTION BY THE CITY COUNCIL OF THE CITY OF COLLEGE PLACE, WASHINGTON REGARDING ACCEPTANCE OF STATE OF WASHINGTON DEPARTMENT OF COMMERCE CLIMATE CHANGE PLANNING GRANT

Whereas, the City of College Place is a non-charter code city governed by the rules and regulations of RCW 35A; and

Whereas, the State of Washington Legislature enacted House Bill 1181 which mandates a Climate Change element to municipal Comprehensive Plans; and

Whereas, the State Legislature established a formula grant where the City will be awarded up to $150,000 to help with this work as established in Senate Bill 5187-Climate Commitment Act; and

Now therefore, it is hereby resolved by the City Council of the City of College Place, Washington, as follows:

1. The City Council accepts State Department of Commerce Climate Planning worth $150,000 to develop a climate element in the next iteration of the Comprehensive Plan.

Clerical Corrections. The City Clerk is authorized to make necessary clerical corrections to this resolution including, but not limited to, the correction of scrivener's/clerical errors, references, resolution numbering, section/subsection numbers and any references thereto.

Effective Date. This resolution shall take effect and be in full force upon its passage as provided by law.

PASSED by the City Council of the City of College Place, Washington, this 12th day of September, 2023.

Attest:

Norma L. Hernández, Mayor

Sherri St. Clair, City Clerk

Pavement Management Budget Options Report

Capitol Asset & Pavement Services

CP COLLEGE PLACE WALLA WALLA VALLEY

December, 2022

City of College Place, WA

Table of Contents

Executive Summary 1

Purpose 2

Pavement Management Strategy 3

Existing Pavement Condition 4

Present Cost to Repair the Street Network 6

Budget Needs 7

Budget Scenarios 9

Scenario 1 — Unconstrained Needs Scenario 10
Scenario 2 — Current Investment Level 11
Scenario 3 — Maintain Current PCI 12
Scenario 4 — Increase PCI by 5 points 13

Recommendations 15

APPENDIX A
Definitions

APPENDIX B
Network Summary Statistics
Network Replacement Cost

APPENDIX C
Needs Analysis Reports

APPENDIX D
Scenario Analysis Reports

APPENDIX E
Section Description PCI/RSL Report

APPENDIX F
Scenarios - Sections Selected for Treatment

APPENDIX G - MAPS
Map – Current Pavement Condition
Scenarios – Pavement Condition in Final Year of Scenario (Scenarios 1-4)
Scenarios – Sections Selected for Treatment

Executive Summary

Capitol Asset & Pavement Services, Inc. was contracted by the City of College Place Public Works to perform visual inspections of all paved streets maintained by the City of College Place (City). All 38.66 centerline miles of paved streets maintained by the City were evaluated in accordance with MTC standards. The Streetsaver Online 9.0 database was updated with the inspection data. Inspections were completed in September, 2022.

The Streetsaver maintenance decision tree was updated with standard treatments typically implemented by the City, and costs were updated to reflect current pavement maintenance treatment prices. A budgetary needs analysis was performed based on the pavement condition inspections and decision tree matrix, and four budget scenarios were evaluated to compare the effects of various funding levels.

The City's street network consists of 38.66 centerline miles of streets. A detailed visual inspection of the City's streets resulted in a calculated average PCI of 74. Using a 0-100 PCI scale, with 100 being the most favorable, a rating of 74 places the City's street network in the 'Good' condition category.

Four scenarios were analyzed for various street maintenance funding levels. The budgets include preventative maintenance and rehabilitation work for existing paved street surfaces. The City's current strategy of street maintenance, along with current prices for the treatments, is represented in the Streetsaver decision tree matrix. This matrix defines what treatments need to be applied to streets in varying PCI conditions. Utilizing this decision matrix, it was determined that the City will need to spend $10.8 million over the next five years to bring the street network into 'optimal' condition, or an overall street network PCI of 85. The City has approximately $25.0 million in public works projects planned over the next five years, of which approximately half will be for reconstruction of street pavement. The $10.8 million needs is in addition to that work, and all scenarios assume that that work is performed. The current funding level of $475,000 over the next five years shows that the average network PCI decreases by three points, to 71 through 2027. Scenarios were also run to determine the funding levels required to maintain the current PCI of 74, as well as increase the network PCI by five points, to 79, over the next five years. Scenario analyses show that at current funding levels, the overall street condition will likely decline. Table 1 summarizes the findings of the Scenarios.

Table 1 – Summary of outcome of different funding levels (Scenarios)

Average yearly budget	$2.2 million (1-Unconstrained Needs)	$95,000 (2- Current Funding ($100k per year))	$300,000 (3- Maintain Current PCI (74))	$800,000 (4- Increase PCI 5 points (to 79))
Total budget for 5 years	$10.8 million	$475,000	$1.5 million	$4.0 million
Current PCI	74	74	74	74
Current % in 'Good' condition	76.2%	76.2%	76.2%	76.2%
PCI after 5 years (change)	85 (+11)	71 (-3)	74 (0)	79 (+5)
Backlog after 5 years	$0	$10.1 million	$9.2 million	$7.5 million
% 'Good' in 5 years	98.2%	77.8%	84.5%	90.8%
% 'Fair' in 5 years	1.6%	7.6%	1.9%	1.6%
% 'Poor' in 5 years	0.2%	6.6%	5.6%	0.2%
% 'Very Poor' in 5 years	0.0%	8.0%	8.0%	7.4%

Purpose

This report is intended to assist the City of College Place with identifying street maintenance priorities specific to the City.

The report examines the overall condition of the street network and highlights the impacts of various funding levels on the network pavement condition and deferred maintenance funding shortfalls. The Metropolitan Transportation Commission, MTC, Streetsaver Pavement Management Program (PMP) was used for this evaluation. The intent of this program is to develop a maintenance strategy that will improve the overall condition of the street network to an optimal Pavement Condition Index (PCI) in the low to mid 80's and also to maintain it at that level.

The MTC Streetsaver program maximizes the cost-effectiveness of the maintenance treatment plan by recommending a multi-year street maintenance and rehabilitation plan based on the most cost-effective repairs available. A comprehensive preventative maintenance program is a critical component of this plan, as these treatments extend the life of good pavements at a much lower cost than rehabilitation overlay or reconstruction treatments. To this end, various 'what-if' analyses (scenarios) were conducted to determine the most cost-effective plan for maintaining the City's street network over five years and at various funding levels.

Pavement Management Strategy

Pavement Management is a set of tools and philosophies designed to manage the maintenance activities of asphalt concrete and Portland concrete pavements. A Pavement Management System consists of a module to keep track of existing and historical pavement condition data and a decision making process to help choose the most cost-effective maintenance strategies and which streets to treat when.

Conventional wisdom of most public works and street department agencies has been to treat streets in a "worst-first" philosophy. Under this "worst-first" policy, streets are allowed to deteriorate to a nearly failed condition before any rehabilitation (such as overlays or reconstructions), are applied. This can also be called the "don't fix if it isn't broke" mentality.

Pavement management systems are designed with a more cost-effective, "best-first" approach. The reasoning behind this philosophy, is that it is better to treat streets with lower-cost, preventative maintenance treatments, such as chip seals, slurry seals, and crack seals, and extend their life cycle before the street condition deteriorates to a state where it requires more costly rehabilitation and reconstruction treatments. Generally, paved streets spend about three-quarters of their life-cycle in fair to good condition, where the street shows little sign of deterioration and has a high service level. After this time, the street condition begins to deteriorate at a rapid rate and, if not maintained properly, will soon reach a condition where it will require costly overlays and reconstructions. If treated with a surface seal and other preventative measures, the street condition will remain at a good level for a longer period of time. Figure 1 shows a typical condition deterioration curve for a street.

Figure 1 – Street Condition over time

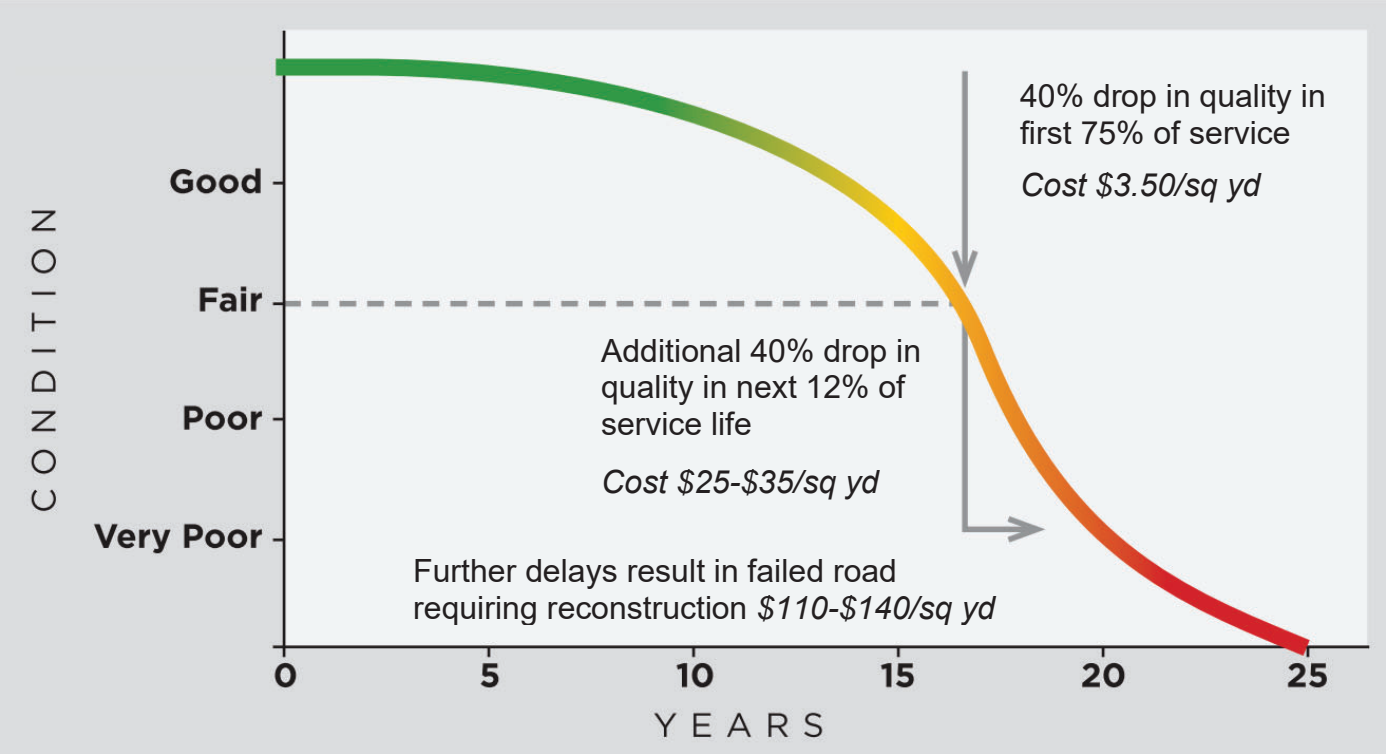

Existing Pavement Condition

The City is responsible for the repair and maintenance of 38.66 centerline miles of paved streets. The City's street network replacement value is estimated at $99.17 million.[1] This asset valuation assumes replacement of the entire street network in present day dollars (street base and surface only, not curbs or sidewalk). This represents a significant asset for City officials to manage.

The average overall network Pavement Condition Index (PCI) of the City's street network is 74, which indicates that the street network is in 'Good' condition. The PCI is a measurement of pavement condition that ranges from 0 to 100. A newly constructed or overlaid street would have a PCI of 100, while a failed street (requiring complete reconstruction) would have a PCI under 25. Appendix B contains a report detailing the PCI information for each street.

Table 2 – Street Network Statistics and Average PCI by Functional Class

Functional Class	# of Sections	Centerline Miles	Lane Miles	Average PCI
Arterial	45	8.70	21.75	77
Collector	39	6.74	13.60	80
Residential	219	23.22	46.18	70
Totals	**303**	**38.66**	**81.53**	**74**

Table 3 and Figure 2 details the percentage of the street network area by each PCI range or condition category.

Table 3 and Figure 2 – Percent Network Area by Functional Class and Condition

Condition Class	PCI Range	Collector	Residential	Total
Good (I)	70-100	14.4%	41.5%	76.2%
Fair (II/III)	50-70	2.5%	3.4%	10.8%
Poor (IV)	25-50	0.8%	8.0%	8.8%
Very Poor (V)	0-25	0.0%	4.2%	4.2%
Totals		**17.7%**	**57.1%**	

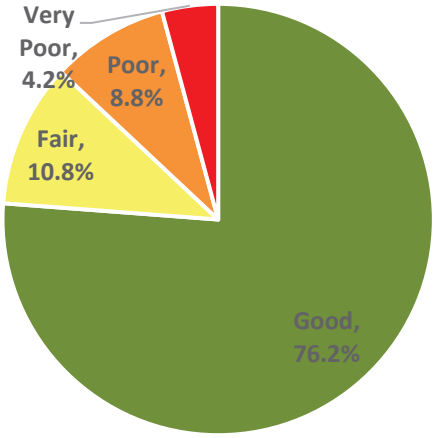

[1] Replacement value is calculated as the current cost to reconstruct each street, This does not include sidewalks or curb.

The City's street condition varies by functional class, as is typical of most cities. Arterial and collector streets are in better shape than residential streets. The condition of and centerline miles of each functional class can be seen in Figures 3 through 6.

Figure 3 – Total Network Miles by Condition Category

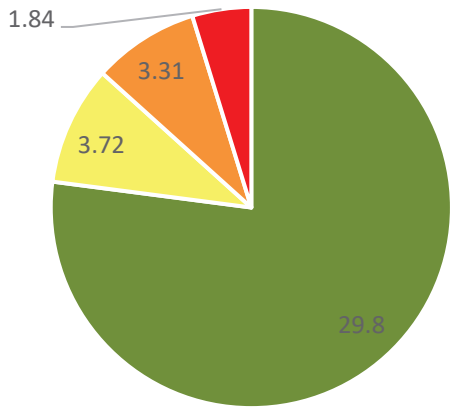

Figure 4 – Arterial Miles by Condition Category

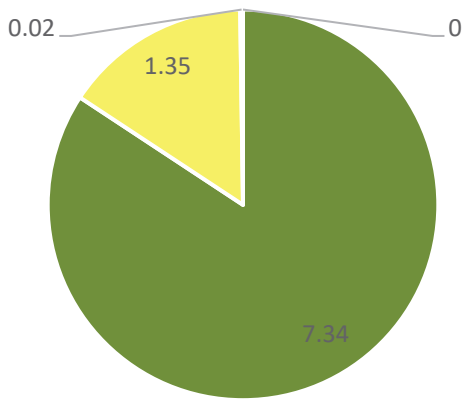

Figure 5 – Collector Miles by Condition Category

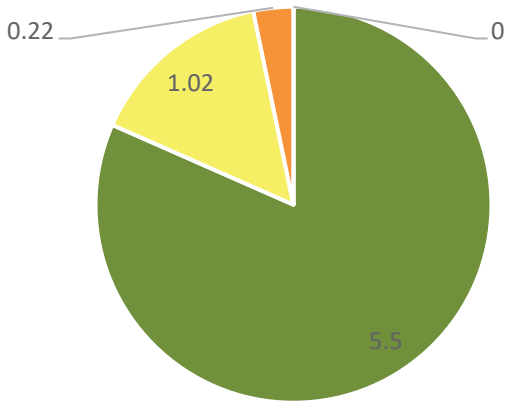

Figure 6 – Residential Miles by Condition Category

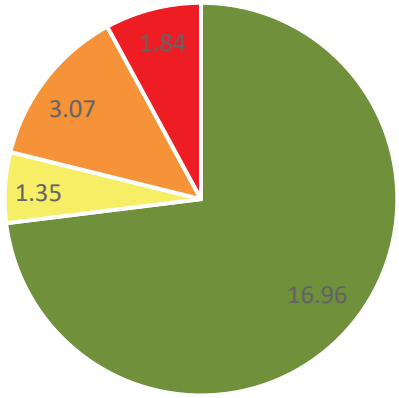

Good Fair Poor Very Poor

Present Cost to Repair the Street Network

The MTC Pavement Management Program (PMP) is designed to achieve an optimal network PCI somewhere between the low and mid 80's, which is in the middle of the good condition category. In other words, the system will recommend maintenance treatments in an attempt to bring all of the streets in the City to a 'Good' condition, with the majority of the streets falling in the low to mid 80's PCI range. Streets will remain in the 'Good' condition category for a longer period of time if relatively inexpensive preventive maintenance treatments are used. Once the PCI falls below 70, more expensive rehabilitation treatments will be needed.

The Budget Needs module of the PMP estimates a necessary funding level for the City's pavement preservation and rehabilitation program of $10.8 million[2] over the next five-year period (2023–2027) in order to improve and maintain the street network PCI at an optimal level in the lower to mid 80's. Of this total, approximately $5.1 million is needed in the first year alone. The five-year cost of $10.8 million exceeds the City's planned five-year funding level of $475,000 by approximately $10.3 million.

As mentioned earlier, the average PCI for the City's streets is 74, which is in the 'Good' condition category. Why then, does it cost so much to repair the City's streets, and why bother improving them?

The cost to repair and maintain a pavement depends on its current PCI. In the 'Good' category, it costs very little to apply preventive maintenance treatments such as crack and surface seals (slurry seal or chip seal), which can extend the life of a pavement by correcting minor faults and reducing further deterioration. Minor treatments are applied before pavement deterioration has become severe and usually cost less than $4.00 per square yard[3]. 76.2% of the City's street network would benefit from these relatively inexpensive, life-extending treatments.

10.8% of the City's street network falls into the 'Fair' condition category. Pavements in this range show some form of distress caused by traffic load related activity or environmental distress that requires more than a life-extending treatment. At this point, a well-designed pavement will have served at least 75 percent of its life, with the quality of the pavement dropping approximately 40 percent. The street surface may require a chip seal or 2" overlay (depending on functional class and the extent of load related distresses), at a cost of $3.50 to $27.50/sq yd.

8.8% of the City's street network falls into the 'Poor' condition category. These pavements are near the end of their service lives, and often exhibit major forms of distress such as potholes, extensive cracking, etc. At this stage, a street usually requires an overlay, at a cost of $25 to $35/sq yd.

4.2% of the City's street network falls into the 'Very Poor' condition category. Streets in the 'Very Poor' condition category indicate that the street has failed. These pavements are at the end of their service lives and have major distresses, often indicating the failure of the sub base. Streets at this stage require major rehabilitation, usually the complete reconstruction of the street surface or street

[2] Treatment costs are based on this year's average costs per square yard, with future years including a 3% inflation adjustment per year after 3.

[3] For detailed treatments and costs used in analysis for this report, see appendix C – Decision Tree report

surface and subgrade structure. Estimated costs to reconstruct the street surface are approximately $110 to $140/sq yd.

One of the key elements of a pavement repair strategy is to keep streets that are in the 'Good' or 'Fair' categories from deteriorating. This is particularly true for streets in the 'Fair' range, because they are at the point where pavement deterioration accelerates if left untreated. However, the deterioration rate for pavements in the 'Poor' to 'Very Poor' range is relatively flat and the condition of these streets will not decline significantly if repairs are delayed. As more 'Good' streets deteriorate into the 'Fair', 'Poor', and 'Very Poor' categories, the cost of deferred maintenance will continue to increase. The cost of the deferred maintenance backlog will stop increasing only when enough funds are provided to prevent streets from deteriorating into a worse condition category, or the whole network falls into the 'Very Poor' category (i.e. cannot deteriorate any further). The deferred maintenance backlog refers to the dollar amount of maintenance and rehabilitation work that should have been completed to maintain the street in 'Good' condition, but had to be deferred due to funding deficiencies for preventative maintenance and/or pavement rehabilitation programs. The actual repairs that are being deferred are often referred to as a "backlog."

Budget Needs

Based on the principle that it costs less to maintain streets in good condition than bad, the MTC PMP strives to develop a maintenance strategy that will first improve the overall condition of the network to an optimal PCI somewhere between the low and mid 80's, and then sustain it at that level. The average PCI for the City is 74, which is in the 'Good' condition category. Current funding strategies demonstrate there is a $5.0 million deferred maintenance backlog[4] in the first year of the scenario. If these issues are not addressed, the quality of the street network will inevitably decline. In order to correct these deficiencies, cost-effective funding and street maintenance strategies must be implemented.

The first step in developing a cost-effective maintenance and rehabilitation strategy is to determine, assuming unlimited revenues, the maintenance "needs" of the City's street network. Using the PMP budget needs module; street maintenance needs are estimated at $10.8 million over the next five years[5]. If the City follows the strategy recommended by the program, the average network PCI will increase to 85. If, however, current pavement maintenance funding is exhausted and little or no maintenance is applied over the next five years, already distressed streets will continue to deteriorate, and the network PCI will drop to 66. The results of the budget needs analysis are summarized in Table 4.[6]

[4] Definition of deferred maintenance backlog can be found in Appendix A

[5] The City has approximately $25.0 million in public works projects planned over the next five years, of which approximately half will be for reconstruction of street pavement. The $10.8 million needs is in addition to that work.

[6] Actual program outputs are included in Appendixes B through F

Table 4. Summary of Results from Needs Analysis

Fiscal Years	2023	2024	2025	2026	2027	Total
PCI with Treatment	83	83	83	85	85	---
PCI, no Treatment	74	72	70	68	66	---
Budget Needs Total	$5,080,082	$1,666,055	$1,181,698	$2,434,388	$440,978	$10,803,201
Rehabilitation Portion	$4,173,848	$1,521,022	$1,005,505	$2,131,407	$292,993	$9,124,775
Preventative Maintenance Portion	$906,233	$145,032	$176,192	$302,980	$147,984	$1,678,421

Table 5 shows the level of expenditure required to raise the City's pavement condition to an optimal network PCI of 85 and eliminate the current maintenance and rehabilitation backlog. The results of the budget needs analysis represent the ideal funding strategy recommended by the MTC PMP. Of the $10.8 million in maintenance and rehabilitation needs shown, approximately $1.7 million or 15.5% is earmarked for preventative maintenance or life-extending treatments, while $9.1 million or 84.5% is allocated for the more costly rehabilitation and reconstruction treatments.

Figure 7 is based on the budget needs predictive module. The pavement management program is recommending a funding level of $10.8 million over a five-year period. Figure 7 illustrates the funding distribution by street functional classification.

Figure 7. Budget Needs Funding Distribution by Functional Classification

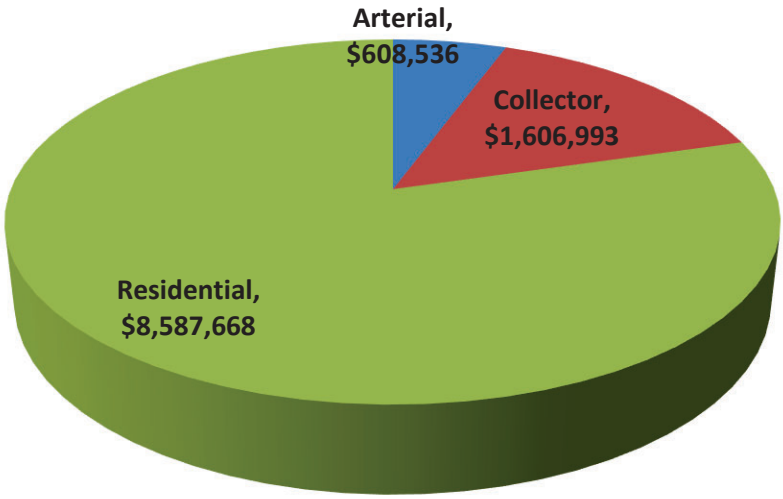

Budget Scenarios

Having determined the maintenance and rehabilitation needs of the City's street network, the next step in developing a cost-effective maintenance and rehabilitation strategy is to conduct 'what-if' analyses. Using the PMP budget scenarios module, the impact of various budget scenarios can be evaluated. The program projects the effects of the different scenarios on pavement condition PCI and deferred maintenance (backlog). By examining the effects on these indicators, the advantages and disadvantages of different funding levels and maintenance strategies become clear. For the purpose of this report, the following scenarios were run for five (5)-year periods (2023-2027). The City has approximately $25.0 million in public works projects planned over the next five years, of which approximately half will be for reconstruction of street pavement. All scenarios assume this work will take place. Budget amounts are in addition to the cost of that work. The results are summarized in Table 5.

1. *Unconstrained (zero "deferred maintenance")* — The annual amounts, as identified in the budget needs analysis totaling $10.8 million, were input into the scenarios module. This scenario shows the effects of implementing the ideal investment strategy (as recommended by the MTC PMP Needs module).
2. *Current Investment Level* — An average annual budget of $95,000 was evaluated over five years, for a total of $475,000, to determine the effects of continuing pavement maintenance at the current budget level. The overall network PCI decreases by three points, to 71, under this funding level.
3. *Maintain Current PCI (74)* — An annual funding level of $300,000 per year, for a five year total of $1.5 million, should maintain the overall network PCI at the current level of 74 through 2027.
4. *Increase PCI* 5 points (to 79) — An annual funding level of $800,000 per year, for a five year total of $4.0 million, should increase the overall network PCI by five points, to 79 by 2027.

Table 5. Scenario Summary

Scenario Name	5 Year Budget	2027 PCI *(change)*	2027 Deferred Maintenance	2027 % Good	2027 % Very Poor
1 – Unconstrained	$10.8 million	85 *(+11)*	$0	98.2%	0.0%
2 – Current Investment	$475,000	71 *(-3)*	$10.1 million	77.8%	8.0%
3 – Maintain Current PCI (74)	$1.5 million	74 *(0)*	$9.2 million	84.5%	8.0%
4 – Increase PCI 5 points (to 79)	$4.0 million	79 *(+5)*	$7.5 million	90.8%	7.4%

Scenario 1 — Unconstrained Needs *(zero deferred maintenance)*

This scenario shows the effects of implementing the ideal investment strategy (as recommended by the MTC PMP needs module). Because it is more cost-effective to eliminate the deferred maintenance backlog as quickly as possible, the bulk of the deferred maintenance needs are addressed in the first year of the five-year program, raising the overall average network PCI to 83. The PCI maintains at an optimal level through 2027. By 2027, 98.2% of the network improves into the 'Good' condition category, a significant increase from the current level of 76.2% in 'Good' condition. These results are shown in both Table 6 and Figure 8.

Table 6. Summary of Results from Scenario 1 — Unconstrained Needs

	2023	2024	2025	2026	2027	Total
Budget Total	$5,080,082	$1,666,055	$1,181,698	$2,434,388	$440,978	$10,803,201
Rehabilitation budget	$4,173,848	$1,521,022	$1,005,505	$2,131,407	$292,993	$9,124,775
Preventative Maintenance budget	$906,233	$145,032	$176,192	$302,980	$147,984	$1,678,421
Deferred Maintenance	$0	$0	$0	$0	$0	---
PCI	83	83	83	85	85	

Figure 8. Summary of Results from Scenario 1 — Unconstrained Needs

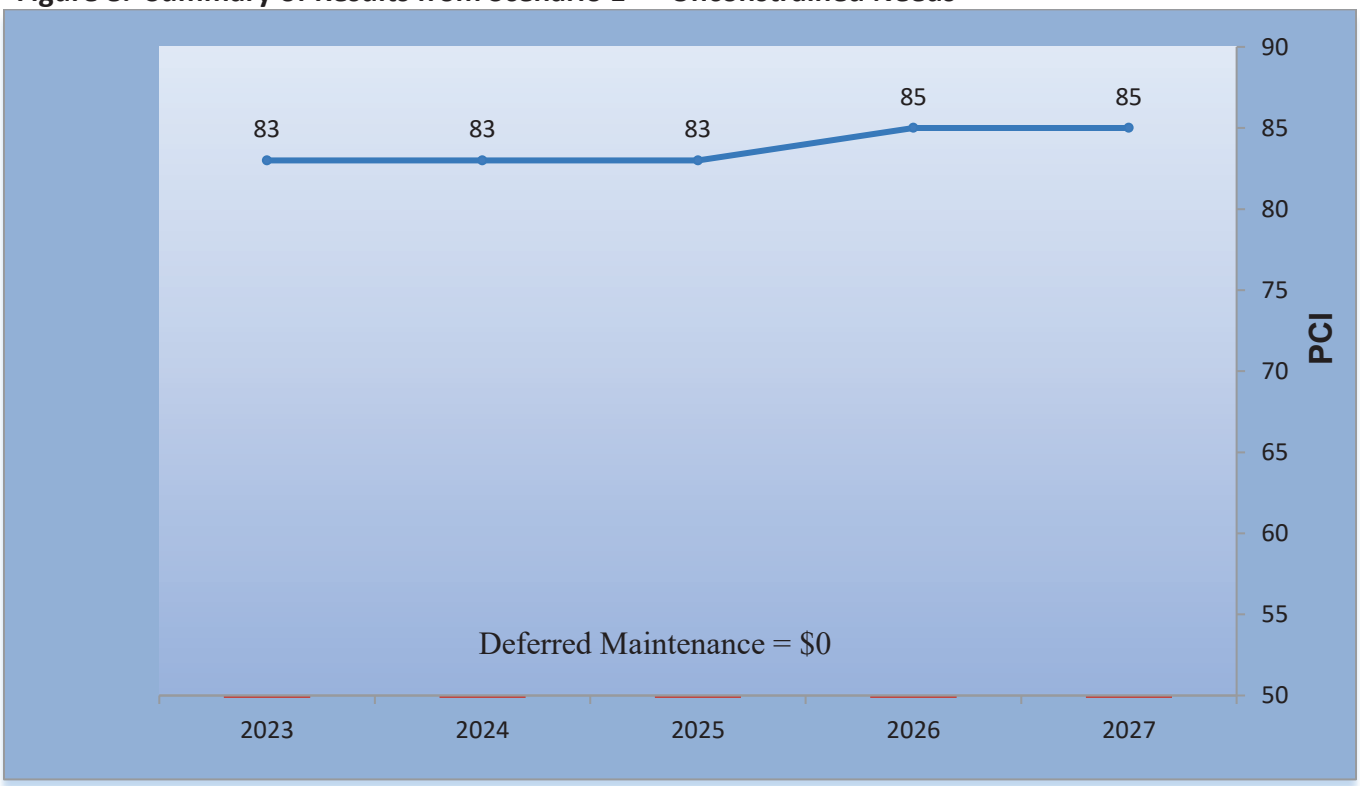

Scenario 2 — Current Investment Level

This scenario shows the effects of the City's current budget for street maintenance of $475,000 over five years (in addition to the $25 million to be spent for street reconstruction, sidewalks, and sewer work). Under this scenario, the overall network PCI decreases by three points, from 74 currently, to 71 by 2027. Under this investment level, the deferred maintenance backlog increases from $5.0 million in 2023, to $10.1 million in 2027, mainly due to the increase in the number of streets that will require expensive reconstruction, as the street network in 'Very Poor' condition increases to 8.0% in 2027, up from 4.2% currently,. The percentage of the street network in 'Good' condition improves, from 76.2% currently, to 77.8% in 2027. Results are illustrated in Table 7 and Figure 9.

Table 7. Summary of Results from Scenario 2 — Current Investment Level

	2023	2024	2025	2026	2027	Total
Budget Total	$95,000	$95,000	$95,000	$95,000	$95,000	$475,000
Rehabilitation budget	$29,703	$27,050	$34,310	$34,434	$34,814	$160,310
Preventative Maintenance budget	$64,993	$67,767	$60,636	$60,197	$58,857	$312,451
Deferred Maintenance	$4,985,386	$6,405,165	$7,588,508	$9,967,578	$10,118,492	---
PCI	76	74	73	72	71	

Figure 9. Summary of Results from Scenario 2 — Current Investment Level

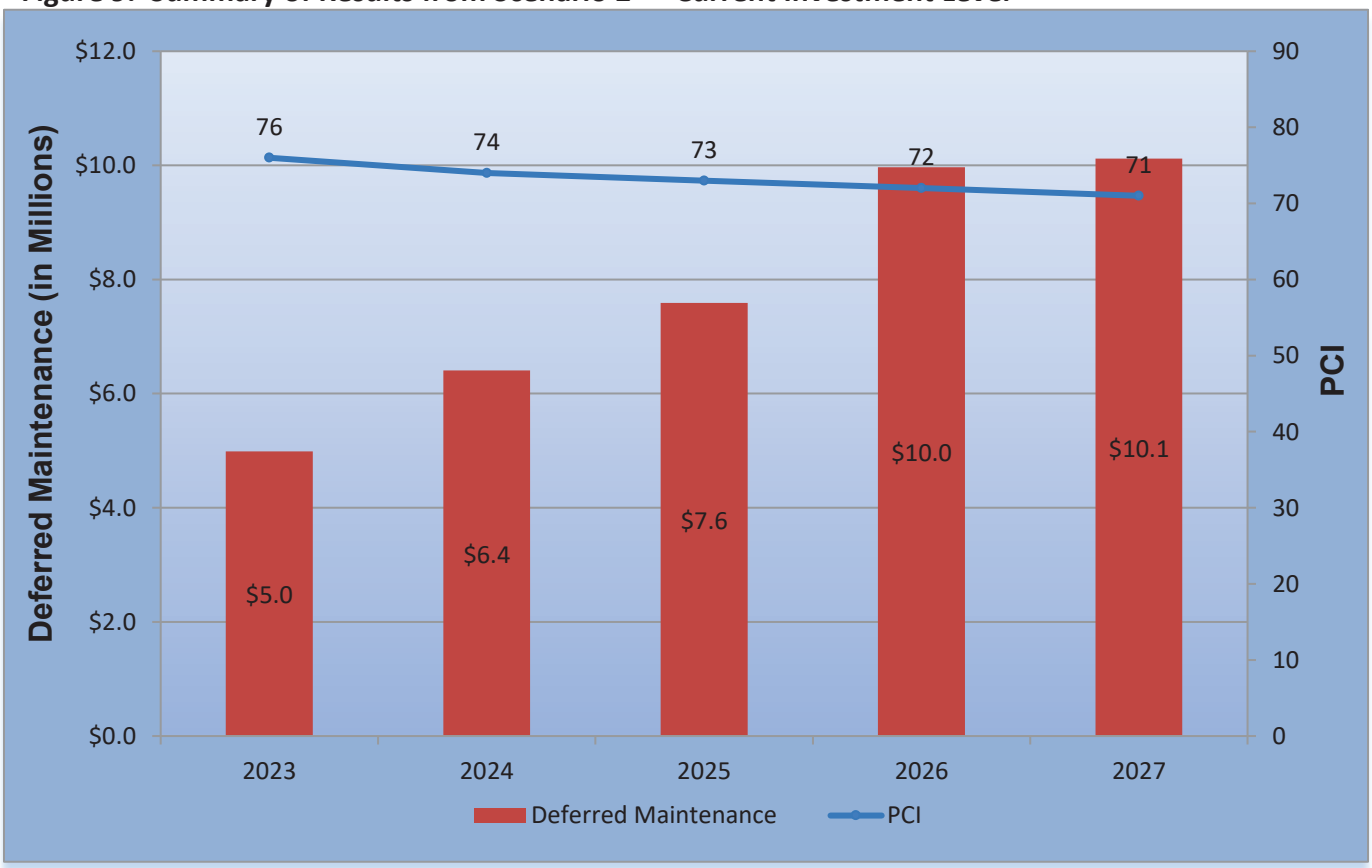

Scenario 3 — Maintain Current PCI (74)

This scenario analyzes the funding level that would be required to maintain the current network PCI of 74 over the next five years. An annual investment level of $300,000, for a total of $1.5 million over five years, would be needed to achieve this goal. Even though the PCI remains level, the deferred maintenance backlog increases, from $4.8 million in 2023, to $9.2 million by 2027. The street network in 'Very Poor' condition increases from 4.2% currently, to 8.0% in 2027. The percentage of the street network in the 'Good' condition category increases to 84.5% in 2027, from the current level of 76.2%. These results are illustrated in Table 8 and Figure 10.

Table 8. Summary of Results, Scenario 3 — Maintain Current PCI (74)

	2023	2024	2025	2026	2027	Total
Budget Total	$300,000	$300,000	$300,000	$300,000	$300,000	$1,500,000
Rehabilitation budget	$118,617	$102,455	$97,897	$106,683	$110,492	$536,144
Preventative Maintenance budget	$181,243	$197,032	$201,215	$192,329	$189,032	$960,851
Deferred Maintenance	$4,780,222	$5,989,175	$7,008,646	$9,194,731	$9,234,094	---
PCI	76	75	75	74	74	

Figure 10. Summary of Results from Scenario 3 — Maintain Current PCI (74)

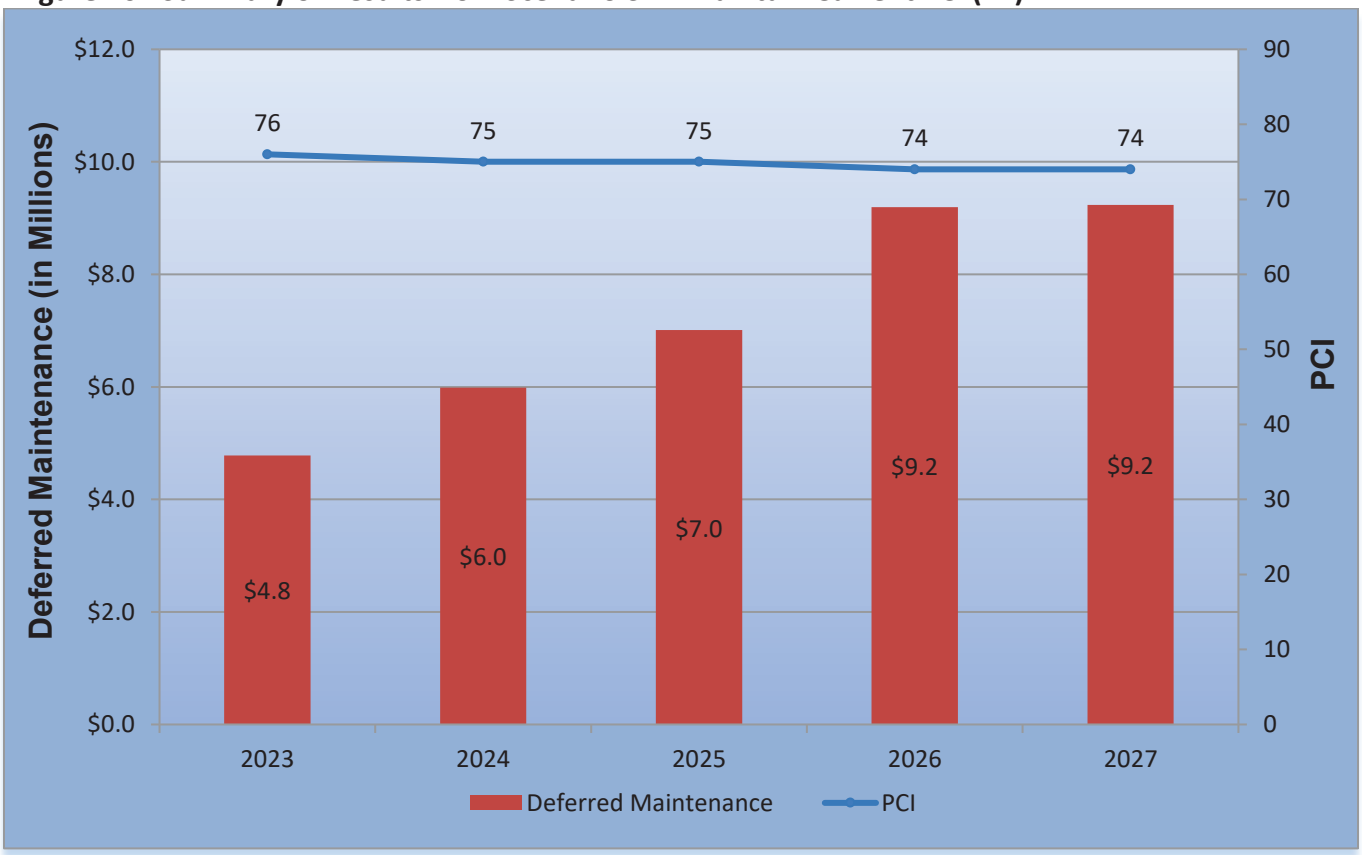

Scenario 4 — Increase PCI 5 points (to 79)

This scenario analyzes the funding level required to increase the overall network PCI to 79 over the next five years. An annual funding level of $800,000 would be required to achieve this goal. Even at this funding level the deferred maintenance backlog increases, from $4.3 million in 2023, to $7.5 million in 2027. The percentage of the street network in the 'Good' condition category increases to 90.8% in 2027, from the current level of 76.2%. The street network in 'Very Poor' condition increases from 4.2% currently, to 7.4% in 2027. These results are illustrated in Table 9 and Figure 11.

Table 9. Summary of Results, Scenario 4 — Increase PCI 5 points (to 79)

	2023	2024	2025	2026	2027	Total
Budget Total	$800,000	$800,000	$800,000	$800,000	$800,000	$4,000,000
Rehabilitation budget	$451,203	$478,914	$438,555	$476,453	$438,039	$2,283,164
Preventative Maintenance budget	$347,559	$320,693	$361,132	$323,060	$361,300	$1,713,744
Deferred Maintenance	$4,281,320	$5,276,207	$5,816,504	$7,624,554	$7,492,690	---
PCI	77	77	78	79	79	

Figure 11. Summary of Results, Scenario 4 — Increase PCI 5 points (to 79)

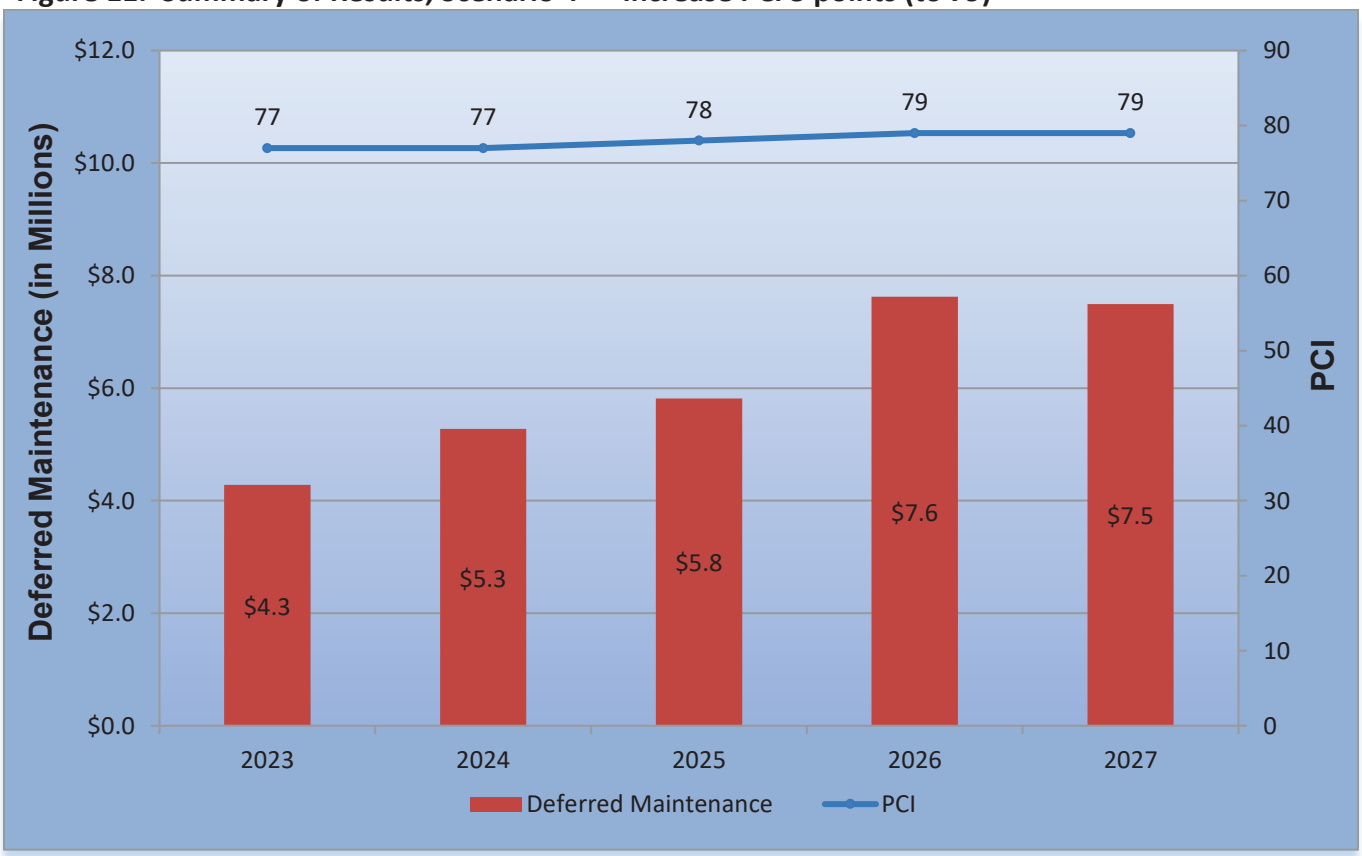

A comparison of the four scenarios is summarized in Figures 12 and 13. Figure 12 depicts the deferred maintenance costs as they relate to PCI for the four scenarios evaluated. Figure 13 depicts the percent of the street network in the various condition categories for the four scenarios evaluated.

Figure 12 - Deferred Maintenance and PCI of Scenarios 1-4

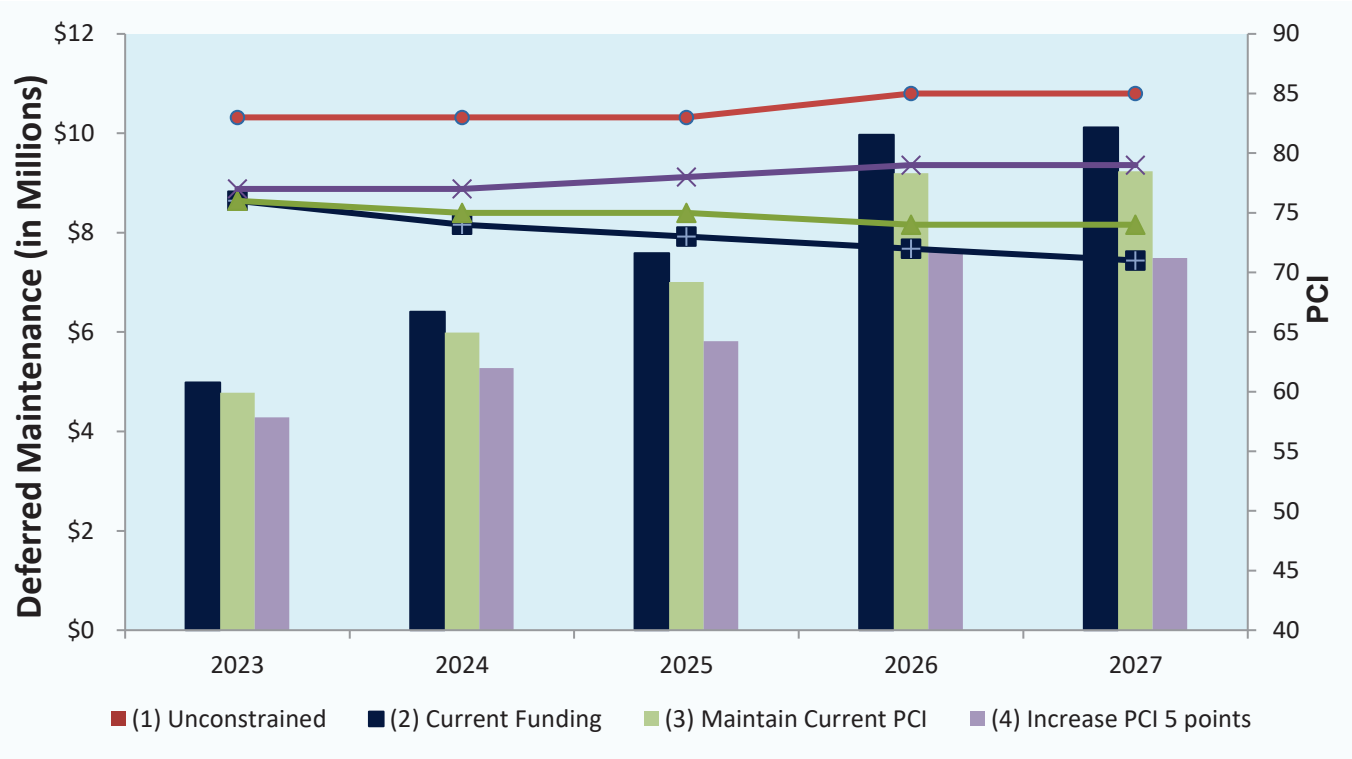

Figure 13 – Pavement Condition Category Percentages in 2027 – Scenarios 1-4

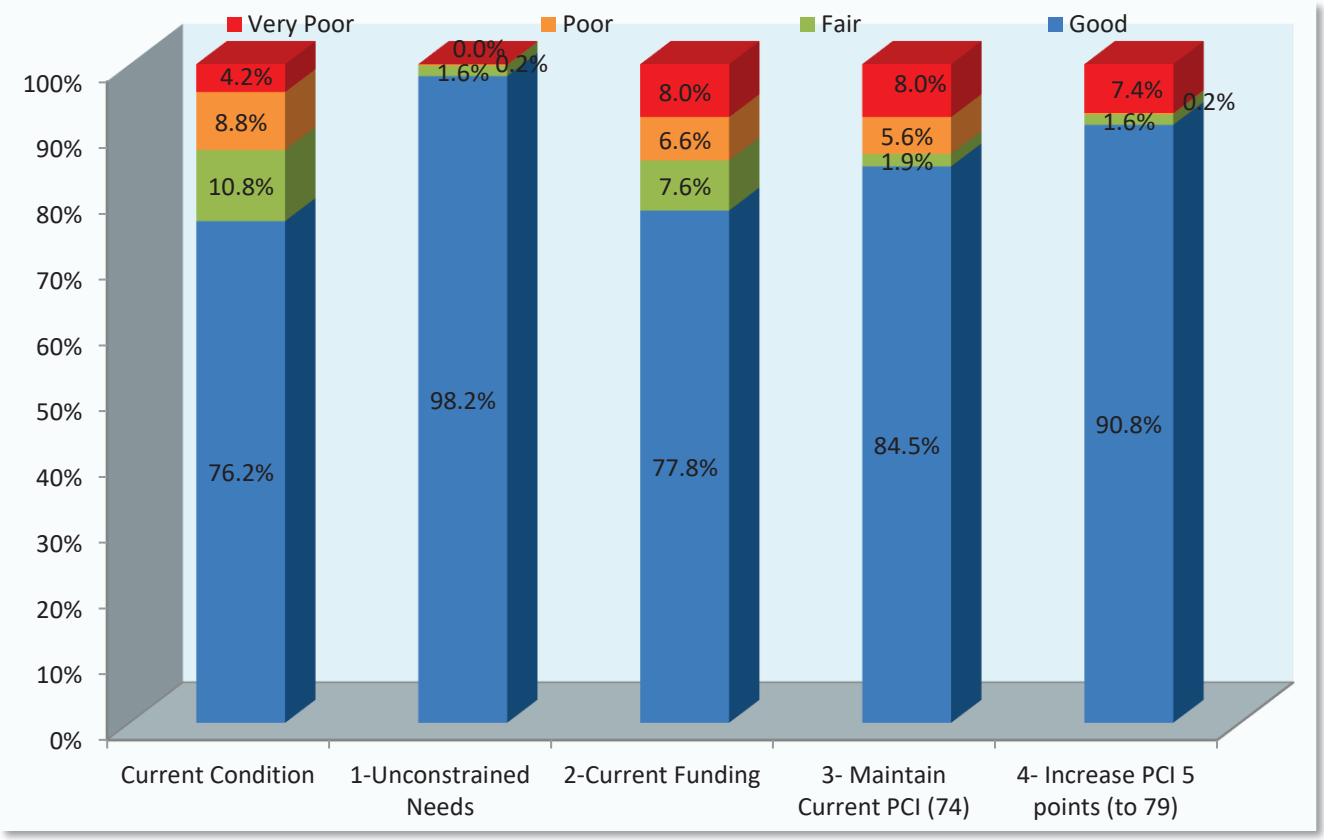

Recommendations

Of the various maintenance and funding options considered, the *ideal* strategy for the City is presented in Scenario 1, with a five-year expenditure total of $10.8 million. Not only does this surface management plan improve the network to an optimal level of 85, it also eliminates the entire deferred maintenance backlog in the first year. As examined scenarios deviate from this strategy, the cost to the City will increase in the long term. However, the amount of funds in the first year of expenditure, approximately $5.1 million, may make this strategy unrealistic for the City. This scenario can, however, be used as a base line for comparing other scenarios.

Under current five-year funding level ($475,000 over five years), the network PCI decreases by three points, from 74 currently, to 71 by 2027. The deferred maintenance price tag doubles, from $5.0 million in 2023, to $10.1 million in 2027. By following this strategy through 2027, 77.8% of the City's street will be in the 'Good' condition category, an increase from the current level of 76.2% in 'Good' condition. The street network in 'Very Poor' condition increases from 4.2% currently, to 8.0% in 2027.

Scenario and Needs analyses assume that the City will follow a good pavement management philosophy of prioritizing preventative maintenance over rehabilitation. By first ensuring that Good streets stay Good, through the use of a cost-effective chip and crack seal program, the City will save money in the long run. The use of chip seals or thin AC overlays to rehabilitate streets in Fair condition should be the second priority, followed by thick overlays on Poor streets. Failed streets should be the lowest priority, as the reconstruction that would be required to rehabilitate them are very expensive, and the money is better used on more cost-effective treatments to maintain and rehabilitate better streets.

The PMP Budget Needs Module is recommending $8.81 million for streets in the 'Poor' to 'Very Poor' condition. Because these categories require extensive rehabilitation and reconstruction work, the work will consume approximately 81.6% of the planned costs, as estimated by the PMP. This places the City in a challenging position of trying to avoid increasing future street rehabilitation costs coupled with the risk of a substantial increase in an already significant five-year shortfall projection. Currently, 4.2% of the street network is in 'Very Poor' condition. This is likely to increase to 8.0% in five years if current funding levels continue. This conclusion is noteworthy to the City Council. Many of the City's streets are in failed conditions, and this will continue to get worse unless increased funding is allocated for street maintenance and rehabilitation. <u>The City should seek to increase funding for street maintenance.</u>

As demonstrated in the different scenarios, the City needs to invest a significant amount of money on expensive rehabilitation and reconstruction projects. This will reduce the deferred maintenance backlog, increase the network PCI, and allow money to be spent for less capital-intensive treatments such as crack sealing and thin overlays in the future.

Preparation of a budget options report is just one step in using the MTC PMP to build an effective street maintenance program. Recommendations for further steps are:

- Obtain detailed subsurface information on selected sections before major rehabilitation projects are contracted. Costs for large rehabilitation projects are extremely variable and estimates can

sometimes be reduced following project-level engineering analysis. It is possible that only a portion of a street recommended for reconstruction actually requires such heavy-duty repair.

- Consider grouping treatments by geographic location in the City. This can help lower the overall cost of treatments, as well as help simplify logistics. The recommended treatments in Appendix F are determined by best timing according to the PCI, regardless of location. Often, overlays can be advanced or delayed by a year or so, and seals performed by one to two years early, without significant loss of cost-effectiveness. Adjusting the timing of treatments with geographic location in mind is recommended.

- Link major street repairs with utility maintenance schedules to prevent damage to newly paved street surfaces. Consider delaying treatment on streets with upcoming utility work, where appropriate.

- Evaluate the specific treatments and costs recommended by the PMP and modify them to reflect the actual repairs and unit costs that are expected to be used.

- Test other budget options with varying revenues and preventive maintenance and rehabilitation splits.

In addition to performing cyclic pavement condition inspections, unit cost information for the applications of various maintenance and rehabilitation treatments should be updated annually in the PMP 'Decision Tree Module'. If this data is not kept current, the City runs the risk of understating actual funding requirements to adequately maintain the street network. A pavement inspection cycle that would allow for the inspection of arterial and collector streets every two years and residential streets every three to four years is recommended.

The City has completed the foundation work necessary to execute a successful pavement management plan. At the current investment level, the overall street condition will likely decline, and the deferred maintenance backlog will likely increase as more streets fall into 'Poor' and 'Very Poor' condition. To reduce the deferred maintenance backlog, additional revenues <u>and</u> support from various decision-making bodies are required.

As more 'Fair' streets deteriorate into the 'Poor' and 'Very Poor' categories, the cost of deferred maintenance will continue to increase. The cost of the deferred maintenance backlog will stop increasing only when enough funds are provided to prevent streets from deteriorating into a worse condition category, or when the whole network falls into the 'Very Poor' category (i.e. cannot deteriorate any further). At that time, the network would have to be replaced at a cost of $99.17 million.

Appendix A

Definitions

The *Pavement Condition Index*, or PCI, is a measurement of the health of the pavement network or condition and ranges from 0 to 100. A newly constructed street would have a PCI of 100, while a failed street would have a PCI of 25 or less. The PCI is calculated based on pavement distresses identified in the field.

Network is defined as a complete inventory of all streets and other pavement facilities in which the City has jurisdiction and maintenance responsibilities. To facilitate the management of streets, they are subdivided into management sections identified as a segment of street, which has the same characteristics.

Urban Arterial street system carries the major portion of trips entering and leaving the urban area, as well as the majority of through movements desiring to bypass the central City. In addition, significant intra-area-travel such as between central business districts and outlying residential areas exists.

Urban Collector Street provides land access service and traffic circulation within residential neighborhoods, commercial, and industrial areas. It differs from the arterial system in that facilities on a collector system may penetrate residential neighborhoods.

Urban Local Street system comprises all facilities not one of the higher systems. It serves primarily to provide direct access to abutting land and access to the higher systems.

Preventive Maintenance refers to repairs applied while the pavement is in "good" condition. Such repairs extend the life of the pavement at relatively low costs, and prevent the pavement from deteriorating into conditions requiring more expensive treatments. Preventive maintenance treatments include chip seals, crack sealing, and deep patching. Treatments of this sort are applied before pavement deterioration has become severe and usually cost less than $4.00/sq. yd.

Deferred Maintenance refers to the dollar amount of maintenance and rehabilitation work that should have been completed to maintain the street in "good" condition, but had to be deferred due to funding deficiencies for preventative maintenance and/or pavement rehabilitation programs. The actual repairs that are being deferred are often referred to as a "backlog."

Stop Gap refers to the dollar amount of repairs applied to maintain the pavement in a serviceable condition (e.g. pothole patching). These repairs are a temporary measure to stop resident complaints, and do not extend the pavement life. Stopgap repairs are directly proportional to the amount of deferred maintenance.

Surface Types – AC is an Asphalt Concrete street that has one year's asphalt, for example a street that has been newly constructed or reconstructed. In contrast AC/AC is a street that has an overlay treatment over the original asphalt construction. Streets marked as ST do not have an asphalt concrete layer, only a surface composed of layers of oil and rock (macadam or chip seal). Portland Concrete Cement streets (PCC) are a mix of Portland cement, coarse aggregate, and sand.

Load related distress - Load related distresses, such as alligator cracking, rutting, and depressions are usually a sign of a sub-base issue, caused by repeated traffic loads.

Non-load related distress - Non-load (or environmental), distresses typically have environmental causes related to the pavement becoming older and less elastic (brittle). Typical non-load distresses are longitudinal or transverse cracking, block cracking, and surface weathering and raveling.

' Good' Condition Category – Streets in 'Good' condition have no to little distresses found on them. These streets may have some minor surface weathering or light cracking, but can generally be maintained with cost-effective preventative maintenance treatments (surface seals and crack seals).

Pavement is stable. New or lightly worn appearance. Minor cracking may be present, but cracks are generally less than ¼" wide or are well sealed. May have sporadic cracking in the wheel paths with no or only a few interconnecting cracks and no spalling or pumping. Minor patching and possibly some minor deformation evident. Good riding qualities. Rutting may be present but is generally less than ½".

'Fair' Condition Category' – Streets in 'Fair' condition show some form of distress caused by traffic load related activity or environmental distress that requires more than a life-extending treatment. The MTC Streetsaver program separates these into two condition categories for the purposes of the analysis. Category II – 'non-load' and Category III – 'load-related', based on whether a majority of the distresses found had load or environmental related causes

Pavement structure is generally stable with only minor areas of structural weakness or pavement deterioration evident. Cracks, if present, have widths generally less then ¾". Wheel paths may have widespread, but not continuous, cracking with no or only a few interconnecting cracks and no spalling or pumping. Interconnected alligator cracks forming complete patterns, or with spalling, are very small localized areas and are not representative of the rest of the section. The pavement may be patched but not excessively. Rutting may be present but is generally less than ¾".



'Poor' Condition Category – Streets in 'Poor' condition are near the end of their service lives and often exhibit major forms of distress such as potholes, extensive alligator cracking, and/or pavement depressions.

Areas of instability, structural deficiency, or advanced pavement deterioration present in small areas (generally <10% of total pavement area). Continuous, interconnected alligator cracking often present (mostly in wheel paths). Wheel paths may have widespread, and continuous, cracking with some interconnecting cracks and/or spalling (none or isolated areas of pumping). Deformation may be somewhat noticeable.

'Very Poor' Condition Category - Streets in the 'Very Poor' condition category indicate that the street has failed. These pavements are at the end of their service lives and have major distresses, often indicating the failure of the sub base

Areas of instability, structural deficiency, or advanced pavement deterioration are frequent. Large crack patterns (alligatoring), heavy and numerous patches, potholes, or deformation is very noticeable. Rutting, if present, is generally greater than ¾".

Appendix B

Network Summary Statistics

Network Replacement Cost

Network Summary Statistics

Printed: 2/14/2023

	Total Sections	Total Center Miles	Total Lane Miles	Total Area (sq. ft.)	PCI
Residential/Local	219	23.22	46.18	4,079,121	70
Other Principal Arterial (3)	12	2.54	6.88	528,591	81
Minor Arterial (4)	33	6.16	14.87	1,289,993	75
Major Collector (5)	30	5.12	10.36	970,854	79
Minor Collector (6)	9	1.62	3.24	271,270	83
Total	303	38.66	81.53	7,139,829	
				Overall Network PCI as of 2/14/2023:	74
**Combined	2	0.10	0.21	9,784	N/A
Gravel	2	0.10	0.21	9,784	N/A

***** Combined Sections are excluded from totals. These Sections do not have a PCI Date - they have not been inspected or had a Treatment applied.***

Network Replacement Cost

Printed: 02/14/2023

Functional Class	Surface Type	Lane Miles	Unit Cost/ Square Foot	Pavement Area/ Square Feet	Cost To Replace/ (in thousands)
Major Collector (5)	AC	9.4	$16.11	874,270	$14,085
	AC/AC	1.0	$16.11	96,584	$1,556
Minor Arterial (4)	AC	11.2	$16.11	947,151	$15,260
	AC/AC	3.7	$16.11	342,842	$5,524
Minor Collector (6)	AC	3.2	$16.11	271,270	$4,370
Other Principal Arterial (3)	AC	6.9	$16.11	528,591	$8,516
Residential/Local	AC	45.8	$12.22	4,043,335	$49,418
	AC/AC	0.4	$12.22	35,786	$437
	Grand Total:	81.5		7,139,829	$99,167

Appendix C

Decision Tree

Decision Tree

Printed: 2/14/2023

Functional Class	Surface	Condition Category	Treatment Type	Treatment	Cost/Sq Yd, except Seal Cracks in LF:	Yrs Between Crack Seals	Yrs Between Surface Seals	# of Surface Seals before Overlay
Arterial	AC	I - Very Good	Crack Treatment	SEAL CRACKS	$1.00	3		
			Surface Treatment	CRACK SEAL AND CHIP SEAL	$3.50		6	
			Restoration Treatment	2" OVERLAY	$27.50			2
		II - Good, Non-Load Related		CRACK SEAL AND CHIP SEAL	$3.50		6	
		III - Good, Load Related		2" OVERLAY	$27.50			
		IV - Poor		2.5" OVERLAY W/DIGOUTS	$35.00			
		V - Very Poor		RECONSTRUCT STRUCTURE (AC)	$145.00			
	AC/AC	I - Very Good	Crack Treatment	SEAL CRACKS	$1.00	3		
			Surface Treatment	CRACK SEAL AND CHIP SEAL	$3.50		6	
			Restoration Treatment	2" OVERLAY	$27.50			2
		II - Good, Non-Load Related		CRACK SEAL AND CHIP SEAL	$3.50		6	
		III - Good, Load Related		2" OVERLAY	$27.50			
		IV - Poor		2.5" OVERLAY W/DIGOUTS	$35.00			
		V - Very Poor		RECONSTRUCT STRUCTURE (AC)	$145.00			
	AC/PCC	I - Very Good	Crack Treatment	SEAL CRACKS	$1.00	3		
			Surface Treatment	CRACK SEAL AND CHIP SEAL	$3.50		6	
			Restoration Treatment	2" OVERLAY	$27.50			2
		II - Good, Non-Load Related		CRACK SEAL AND CHIP SEAL	$3.50		6	
		III - Good, Load Related		2" OVERLAY	$27.50			
		IV - Poor		2.5" OVERLAY W/DIGOUTS	$35.00			
		V - Very Poor		RECONSTRUCT STRUCTURE (AC)	$145.00			
	PCC	I - Very Good	Crack Treatment	DO NOTHING	$0.00	3		
			Surface Treatment	DO NOTHING	$0.00		15	
			Restoration Treatment	DO NOTHING	$0.00			99
		II - Good, Non-Load Related		DO NOTHING	$0.00			
		III - Good, Load Related		DO NOTHING	$0.00			
		IV - Poor		DO NOTHING	$0.00			
		V - Very Poor		RECONSTRUCT STRUCTURE (PCC)	$238.35			

Functional Class and Surface combination not used

Selected Treatment is not a Surface Seal

Decision Tree

Printed: 2/14/2023

Functional Class	Surface	Condition Category	Treatment Type	Treatment	Cost/Sq Yd, except Seal Cracks in LF:	Yrs Between Crack Seals	Yrs Between Surface Seals	# of Surface Seals before Overlay
Collector	AC	I - Very Good	Crack Treatment	SEAL CRACKS	$1.00	3		
			Surface Treatment	CRACK SEAL AND CHIP SEAL	$3.50		6	
			Restoration Treatment	2" OVERLAY	$27.50			2
		II - Good, Non-Load Related		CRACK SEAL AND CHIP SEAL	$3.50		6	
		III - Good, Load Related		2" OVERLAY	$27.50			
		IV - Poor		2.5" OVERLAY W/DIGOUTS	$35.00			
		V - Very Poor		RECONSTRUCT STRUCTURE (AC)	$145.00			
	AC/AC	I - Very Good	Crack Treatment	SEAL CRACKS	$1.00	3		
			Surface Treatment	CRACK SEAL AND CHIP SEAL	$3.50		6	
			Restoration Treatment	2" OVERLAY	$27.50			2
		II - Good, Non-Load Related		CRACK SEAL AND CHIP SEAL	$3.50		6	
		III - Good, Load Related		2" OVERLAY	$27.50			
		IV - Poor		2.5" OVERLAY W/DIGOUTS	$35.00			
		V - Very Poor		RECONSTRUCT STRUCTURE (AC)	$145.00			
	AC/PCC	I - Very Good	Crack Treatment	SEAL CRACKS	$1.00	3		
			Surface Treatment	CRACK SEAL AND CHIP SEAL	$3.50		6	
			Restoration Treatment	2" OVERLAY	$27.50			2
		II - Good, Non-Load Related		CRACK SEAL AND CHIP SEAL	$3.50		6	
		III - Good, Load Related		2" OVERLAY	$27.50			
		IV - Poor		2.5" OVERLAY W/DIGOUTS	$35.00			
		V - Very Poor		RECONSTRUCT STRUCTURE (AC)	$145.00			
	PCC	I - Very Good	Crack Treatment	DO NOTHING	$0.00	3		
			Surface Treatment	DO NOTHING	$0.00		15	
			Restoration Treatment	DO NOTHING	$0.00			99
		II - Good, Non-Load Related		DO NOTHING	$0.00			
		III - Good, Load Related		DO NOTHING	$0.00			
		IV - Poor		DO NOTHING	$0.00			
		V - Very Poor		RECONSTRUCT STRUCTURE (PCC)	$238.35			

Functional Class and Surface combination not used

Selected Treatment is not a Surface Seal

Decision Tree

Printed: 2/14/2023

Functional Class	Surface	Condition Category	Treatment Type	Treatment	Cost/Sq Yd, except Seal Cracks in LF:	Yrs Between Crack Seals	Yrs Between Surface Seals	# of Surface Seals before Overlay
Residential/Local	AC	I - Very Good	Crack Treatment	SEAL CRACKS	$1.00	4		
			Surface Treatment	CRACK SEAL AND CHIP SEAL	$3.50		9	
			Restoration Treatment	EDGE MILL & 1.5" OVERLAY	$17.50			3
		II - Good, Non-Load Related		CRACK SEAL AND CHIP SEAL	$3.50		9	
		III - Good, Load Related		CRACK SEAL, PATCH, AND CHIP SEAL	$5.00		9	
		IV - Poor		1.75" OVERLAY W/DIGOUTS	$25.00			
		V - Very Poor		RECONSTRUCT STRUCTURE (AC)	$110.00			
	AC/AC	I - Very Good	Crack Treatment	SEAL CRACKS	$1.00	4		
			Surface Treatment	CRACK SEAL AND CHIP SEAL	$3.50		9	
			Restoration Treatment	EDGE MILL & 1.5" OVERLAY	$17.50			3
		II - Good, Non-Load Related		CRACK SEAL AND CHIP SEAL	$3.50		9	
		III - Good, Load Related		CRACK SEAL, PATCH, AND CHIP SEAL	$5.00		9	
		IV - Poor		1.75" OVERLAY W/DIGOUTS	$25.00			
		V - Very Poor		RECONSTRUCT STRUCTURE (AC)	$110.00			
	AC/PCC	I - Very Good	Crack Treatment	SEAL CRACKS	$1.00	4		
			Surface Treatment	CRACK SEAL AND CHIP SEAL	$3.50		9	
			Restoration Treatment	EDGE MILL & 1.5" OVERLAY	$17.50			3
		II - Good, Non-Load Related		CRACK SEAL AND CHIP SEAL	$3.50		9	
		III - Good, Load Related		CRACK SEAL, PATCH, AND CHIP SEAL	$5.00		9	
		IV - Poor		1.75" OVERLAY W/DIGOUTS	$25.00			
		V - Very Poor		RECONSTRUCT STRUCTURE (AC)	$110.00			
	PCC	I - Very Good	Crack Treatment	DO NOTHING	$0.00	3		
			Surface Treatment	DO NOTHING	$0.00		15	
			Restoration Treatment	DO NOTHING	$0.00			99
		II - Good, Non-Load Related		DO NOTHING	$0.00			
		III - Good, Load Related		DO NOTHING	$0.00			
		IV - Poor		DO NOTHING	$0.00			
		V - Very Poor		RECONSTRUCT STRUCTURE (PCC)	$238.35			

Functional Class and Surface combination not used

Selected Treatment is not a Surface Seal

Appendix D

Scenario Analysis Reports

Scenarios - Network Condition Summary

Interest: 5.00% Inflation: 3.00% Printed: 2/14/2023

Scenario: (1) Unconstrained Needs

Year	Budget	PM
2023	$5,080,082	0%
2024	$1,666,055	0%

Year	Budget	PM
2025	$1,181,698	0%
2026	$2,434,388	0%

Year	Budget	PM
2027	$440,978	0%

Projected Network Average PCI by Year

Year	Never Treated	With Selected Treatment	Treated Centerline Miles	Treated Lane Miles
2023	74	83	26.16	54.17
2024	72	83	5.27	11.15
2025	70	83	6.52	14.59
2026	68	85	14.41	31.10
2027	66	85	13.23	27.52

Percent Network Area by Functional Class and Condition Category

Condition in base year 2023, prior to applying treatments.

Condition	Arterial	Collector	Res/Loc	Other	Total
I	20.5%	14.1%	41.5%	0.0%	76.2%
II / III	4.9%	2.5%	3.4%	0.0%	10.8%
IV	0.1%	0.8%	8.0%	0.0%	8.8%
V	0.0%	0.0%	4.2%	0.0%	4.2%
Total	25.5%	17.4%	57.1%	0.0%	100.0%

Condition in year 2023 after schedulable treatments applied.

Condition	Arterial	Collector	Res/Loc	Other	Total
I	23.0%	15.1%	49.5%	0.0%	87.7%
II / III	2.5%	1.4%	3.0%	0.0%	6.9%
IV	0.0%	0.8%	4.1%	0.0%	5.0%
V	0.0%	0.0%	0.5%	0.0%	0.5%
Total	25.5%	17.4%	57.1%	0.0%	100.0%

Condition in year 2027 after schedulable treatments applied.

Condition	Arterial	Collector	Res/Loc	Other	Total
I	25.5%	16.6%	56.1%	0.0%	98.2%
II / III	0.0%	0.8%	0.8%	0.0%	1.6%
IV	0.0%	0.0%	0.2%	0.0%	0.2%
Total	25.5%	17.4%	57.1%	0.0%	100.0%

Scenarios - Cost Summary

Interest: 5.00% Inflation: 3.00% Printed: 2/14/2023

Scenario: (1) Unconstrained Needs

Year	PM	Budget		Rehabilitation		Preventative Maintenance	Surplus PM	Deferred		Stop Gap
2023	0%	$5,080,082	II	$39,083	Non-Project	$906,233	$0	$0	Funded	$0
			III	$117,300					Unmet	$0
			IV	$775,814	Project	$0				
			V	$3,241,651						
			Total	$4,173,848						
			Project	$0						
2024	0%	$1,666,055	II	$90,610	Non-Project	$145,032	$0	$0	Funded	$0
			III	$0					Unmet	$0
			IV	$88,752	Project	$0				
			V	$1,341,661						
			Total	$1,521,022						
			Project	$0						
2025	0%	$1,181,698	II	$64,376	Non-Project	$176,192	$0	$0	Funded	$0
			III	$0					Unmet	$0
			IV	$172,432	Project	$0				
			V	$768,698						
			Total	$1,005,505						
			Project	$0						
2026	0%	$2,434,388	II	$0	Non-Project	$302,980	$0	$0	Funded	$0
			III	$0					Unmet	$0
			IV	$119,593	Project	$0				
			V	$2,011,814						
			Total	$2,131,407						
			Project	$0						
2027	0%	$440,978	II	$0	Non-Project	$147,984	$0	$0	Funded	$0
			III	$0					Unmet	$0
			IV	$196,617	Project	$0				
			V	$96,376						
			Total	$292,993						
			Project	$0						

Summary

Functional Class	Rehabilitation	Prev. Maint.	Funded Stop Gap	Unmet Stop Gap
Arterial	$195,072	$413,464	$0	$0
Collector	$1,207,425	$399,568	$0	$0
Residential/Local	$7,722,278	$865,390	$0	$0
Grand Total:	$9,124,775	$1,678,422	$0	$0

Scenarios Criteria:

Criteria:

Scenarios - Network Condition Summary

Interest: 5.00% Inflation: 3.00% Printed: 2/14/2023

Scenario: (2) Current Funding ($100k per year)

Year	Budget	PM	Year	Budget	PM	Year	Budget	PM
2023	$95,000	63%	2025	$95,000	63%	2027	$95,000	63%
2024	$95,000	63%	2026	$95,000	63%			

Projected Network Average PCI by Year

Year	Never Treated	With Selected Treatment	Treated Centerline Miles	Treated Lane Miles
2023	74	76	11.03	22.31
2024	72	74	2.24	4.95
2025	70	73	4.08	9.78
2026	68	72	4.90	10.77
2027	66	71	3.39	7.58

Percent Network Area by Functional Class and Condition Category

Condition in base year 2023, prior to applying treatments.

Condition	Arterial	Collector	Res/Loc	Other	Total
I	20.5%	14.1%	41.5%	0.0%	76.2%
II / III	4.9%	2.5%	3.4%	0.0%	10.8%
IV	0.1%	0.8%	8.0%	0.0%	8.8%
V	0.0%	0.0%	4.2%	0.0%	4.2%
Total	25.5%	17.4%	57.1%	0.0%	100.0%

Condition in year 2023 after schedulable treatments applied.

Condition	Arterial	Collector	Res/Loc	Other	Total
I	22.7%	14.6%	41.6%	0.0%	78.9%
II / III	2.7%	2.0%	3.4%	0.0%	8.1%
IV	0.1%	0.8%	8.0%	0.0%	8.8%
V	0.0%	0.0%	4.2%	0.0%	4.2%
Total	25.5%	17.4%	57.1%	0.0%	100.0%

Condition in year 2027 after schedulable treatments applied.

Condition	Arterial	Collector	Res/Loc	Other	Total
I	23.9%	13.5%	40.4%	0.0%	77.8%
II / III	1.5%	2.7%	3.4%	0.0%	7.6%
IV	0.1%	0.4%	6.2%	0.0%	6.6%
V	0.0%	0.8%	7.2%	0.0%	8.0%
Total	25.5%	17.4%	57.1%	0.0%	100.0%

Scenarios - Cost Summary

Interest: 5.00% Inflation: 3.00% Printed: 2/14/2023

Scenario: (2) Current Funding ($100k per year)

Year	PM	Budget	Rehabilitation			Preventative Maintenance	Surplus PM	Deferred		Stop Gap
2023	63%	$95,000	II	$29,703	Non-Project	$64,993	$0	$4,985,386	Funded	$0
			III	$0					Unmet	$30,346
			IV	$0	Project	$0				
			V	$0						
			Total	$29,703						
			Project	$0						
2024	63%	$95,000	II	$27,050	Non-Project	$67,767	$0	$6,405,165	Funded	$0
			III	$0					Unmet	$12,388
			IV	$0	Project	$0				
			V	$0						
			Total	$27,050						
			Project	$0						
2025	63%	$95,000	II	$34,310	Non-Project	$60,636	$0	$7,588,508	Funded	$0
			III	$0					Unmet	$8,772
			IV	$0	Project	$0				
			V	$0						
			Total	$34,310						
			Project	$0						
2026	63%	$95,000	II	$34,434	Non-Project	$60,197	$0	$9,967,578	Funded	$0
			III	$0					Unmet	$15,519
			IV	$0	Project	$0				
			V	$0						
			Total	$34,434						
			Project	$0						
2027	63%	$95,000	II	$34,814	Non-Project	$58,857	$993	$10,118,492	Funded	$0
			III	$0					Unmet	$4,203
			IV	$0	Project	$0				
			V	$0						
			Total	$34,814						
			Project	$0						

Summary

Functional Class	Rehabilitation	Prev. Maint.	Funded Stop Gap	Unmet Stop Gap
Arterial	$117,513	$293,155	$0	$4,284
Collector	$12,880	$5,160	$0	$8,577
Residential/Local	$29,918	$14,135	$0	$58,367
Grand Total:	$160,311	$312,450	$0	$71,228

Scenarios Criteria:

Criteria:

Scenarios - Network Condition Summary

Interest: 5.00% Inflation: 3.00% Printed: 2/14/2023

Scenario: (3) Maintain Current PCI (74)

Year	Budget	PM	Year	Budget	PM	Year	Budget	PM
2023	$300,000	60%	2025	$300,000	60%	2027	$300,000	60%
2024	$300,000	60%	2026	$300,000	60%			

Projected Network Average PCI by Year

Year	Never Treated	With Selected Treatment	Treated Centerline Miles	Treated Lane Miles
2023	74	76	12.71	26.40
2024	72	75	4.88	11.11
2025	70	75	6.46	14.54
2026	68	74	8.26	17.89
2027	66	74	6.35	14.86

Percent Network Area by Functional Class and Condition Category

Condition in base year 2023, prior to applying treatments.

Condition	Arterial	Collector	Res/Loc	Other	Total
I	20.5%	14.1%	41.5%	0.0%	76.2%
II / III	4.9%	2.5%	3.4%	0.0%	10.8%
IV	0.1%	0.8%	8.0%	0.0%	8.8%
V	0.0%	0.0%	4.2%	0.0%	4.2%
Total	25.5%	17.4%	57.1%	0.0%	100.0%

Condition in year 2023 after schedulable treatments applied.

Condition	Arterial	Collector	Res/Loc	Other	Total
I	23.0%	14.9%	42.0%	0.0%	79.9%
II / III	2.5%	1.7%	3.0%	0.0%	7.2%
IV	0.0%	0.8%	8.0%	0.0%	8.8%
V	0.0%	0.0%	4.2%	0.0%	4.2%
Total	25.5%	17.4%	57.1%	0.0%	100.0%

Condition in year 2027 after schedulable treatments applied.

Condition	Arterial	Collector	Res/Loc	Other	Total
I	25.5%	15.2%	43.9%	0.0%	84.5%
II / III	0.0%	1.0%	0.8%	0.0%	1.9%
IV	0.0%	0.4%	5.2%	0.0%	5.6%
V	0.0%	0.8%	7.2%	0.0%	8.0%
Total	25.5%	17.4%	57.1%	0.0%	100.0%

Scenarios - Cost Summary

Interest: 5.00% Inflation: 3.00% Printed: 2/14/2023

Scenario: (3) Maintain Current PCI (74)

Year	PM	Budget		Rehabilitation		Preventative Maintenance	Surplus PM	Deferred		Stop Gap
2023	60%	$300,000	II	$39,083	Non-Project	$181,243	$0	$4,780,222	Funded	$0
			III	$63,278					Unmet	$29,318
			IV	$16,256	Project	$0				
			V	$0						
			Total	$118,617						
			Project	$0						
2024	60%	$300,000	II	$90,610	Non-Project	$197,032	$0	$5,989,175	Funded	$0
			III	$0					Unmet	$9,932
			IV	$11,845	Project	$0				
			V	$0						
			Total	$102,455						
			Project	$0						
2025	60%	$300,000	II	$64,376	Non-Project	$201,215	$0	$7,008,646	Funded	$0
			III	$0					Unmet	$6,381
			IV	$33,521	Project	$0				
			V	$0						
			Total	$97,897						
			Project	$0						
2026	60%	$300,000	II	$28,416	Non-Project	$192,329	$0	$9,194,731	Funded	$0
			III	$0					Unmet	$13,890
			IV	$78,267	Project	$0				
			V	$0						
			Total	$106,683						
			Project	$0						
2027	60%	$300,000	II	$26,454	Non-Project	$189,032	$0	$9,234,094	Funded	$0
			III	$0					Unmet	$2,256
			IV	$84,038	Project	$0				
			V	$0						
			Total	$110,492						
			Project	$0						

Summary

Functional Class	Rehabilitation	Prev. Maint.	Funded Stop Gap	Unmet Stop Gap
Arterial	$195,072	$418,865	$0	$0
Collector	$32,523	$372,521	$0	$6,320
Residential/Local	$308,549	$169,464	$0	$55,457
Grand Total:	$536,144	$960,850	$0	$61,777

Scenarios Criteria:

Criteria:

Scenarios - Network Condition Summary

Interest: 5.00% Inflation: 3.00% Printed: 2/14/2023

Scenario: (4) Increase PCI 5 points (to 79)

Year	Budget	PM	Year	Budget	PM	Year	Budget	PM
2023	$800,000	40%	2025	$800,000	40%	2027	$800,000	40%
2024	$800,000	40%	2026	$800,000	40%			

Projected Network Average PCI by Year

Year	Never Treated	With Selected Treatment	Treated Centerline Miles	Treated Lane Miles
2023	74	77	15.64	32.99
2024	72	77	7.47	15.67
2025	70	78	9.14	19.83
2026	68	79	11.66	25.48
2027	66	79	10.70	22.59

Percent Network Area by Functional Class and Condition Category

Condition in base year 2023, prior to applying treatments.

Condition	Arterial	Collector	Res/Loc	Other	Total
I	20.5%	14.1%	41.5%	0.0%	76.2%
II / III	4.9%	2.5%	3.4%	0.0%	10.8%
IV	0.1%	0.8%	8.0%	0.0%	8.8%
V	0.0%	0.0%	4.2%	0.0%	4.2%
Total	25.5%	17.4%	57.1%	0.0%	100.0%

Condition in year 2023 after schedulable treatments applied.

Condition	Arterial	Collector	Res/Loc	Other	Total
I	23.0%	14.9%	43.6%	0.0%	81.5%
II / III	2.5%	1.7%	3.0%	0.0%	7.2%
IV	0.0%	0.8%	6.3%	0.0%	7.1%
V	0.0%	0.0%	4.2%	0.0%	4.2%
Total	25.5%	17.4%	57.1%	0.0%	100.0%

Condition in year 2027 after schedulable treatments applied.

Condition	Arterial	Collector	Res/Loc	Other	Total
I	25.5%	15.8%	49.6%	0.0%	90.8%
II / III	0.0%	0.8%	0.8%	0.0%	1.6%
IV	0.0%	0.0%	0.2%	0.0%	0.2%
V	0.0%	0.8%	6.5%	0.0%	7.4%
Total	25.5%	17.4%	57.1%	0.0%	100.0%

Scenarios - Cost Summary

Interest: 5.00% Inflation: 3.00% Printed: 2/14/2023

Scenario: (4) Increase PCI 5 points (to 79)

Year	PM	Budget		Rehabilitation		Preventative Maintenance	Surplus PM	Deferred		Stop Gap
2023	40%	$800,000	II	$39,083	Non-Project	$347,559	$0	$4,281,320	Funded	$0
			III	$63,278					Unmet	$26,657
			IV	$348,842	Project	$0				
			V	$0						
			Total	$451,203						
			Project	$0						
2024	40%	$800,000	II	$90,610	Non-Project	$320,693	$0	$5,276,207	Funded	$0
			III	$55,643					Unmet	$9,317
			IV	$332,661	Project	$0				
			V	$0						
			Total	$478,914						
			Project	$0						
2025	40%	$800,000	II	$64,376	Non-Project	$361,132	$0	$5,816,504	Funded	$0
			III	$0					Unmet	$5,242
			IV	$374,179	Project	$0				
			V	$0						
			Total	$438,555						
			Project	$0						
2026	40%	$800,000	II	$0	Non-Project	$323,060	$0	$7,624,554	Funded	$0
			III	$0					Unmet	$12,790
			IV	$119,593	Project	$0				
			V	$356,860						
			Total	$476,453						
			Project	$0						
2027	40%	$800,000	II	$0	Non-Project	$361,300	$0	$7,492,690	Funded	$0
			III	$0					Unmet	$683
			IV	$196,617	Project	$0				
			V	$241,422						
			Total	$438,039						
			Project	$0						

Summary

Functional Class	Rehabilitation	Prev. Maint.	Funded Stop Gap	Unmet Stop Gap
Arterial	$195,072	$414,525	$0	$0
Collector	$193,495	$405,051	$0	$5,718
Residential/Local	$1,894,597	$894,168	$0	$48,971
Grand Total:	$2,283,164	$1,713,744	$0	$54,690

Scenarios Criteria:

Criteria:

Appendix E

Section PCI/Remaining Service Life (RSL) Listing Report

Section PCI/RSL Listing

Printed: 2/14/2023

Street ID	Section ID	Street Name	From	To	Length	Width	Area	Functional Class	Surface Type	Current PCI	Remaining Life
BLALOCK	010	BLALOCK DR	VERA PL	COLLEGE AVE	1,136	29	32,944	R - Residential/Local	A - AC	81	28.05
WHITMAN	060	E WHITMAN DR	COLLEGE AVE	ASH AVE	350	38	13,300	MiA - Minor Arterial (4)	A - AC	80	21.25
WHITMAN	070	E WHITMAN DR	ASH AVE	BIRCH AVE	343	37	12,691	MiA - Minor Arterial (4)	A - AC	80	21.25
WHITMAN	080	E WHITMAN DR	BIRCH AVE	440 FT E. OF BIRCH AVE	440	37	16,280	MiA - Minor Arterial (4)	A - AC	63	12.90
WHITMAN	090	E WHITMAN DR	440 FT E. OF BIRCH AVE	140 FT E. OF TREMONT DR	580	37	21,460	MiA - Minor Arterial (4)	A - AC	84	23.93
WHITMAN	100	E WHITMAN DR	140 E. OF TREMONT DR	LARCH AVE	930	37	34,410	MiA - Minor Arterial (4)	A - AC	71	16.69
WHITMAN	110	E WHITMAN DR	LARCH AVE	DECCIO RD	1,105	37	40,885	MiA - Minor Arterial (4)	A - AC	77	21.46
WHITMAN	120	E WHITMAN DR	DECCIO RD	MYRA RD	1,180	40	47,200	MiA - Minor Arterial (4)	A - AC	74	19.07
MOJON	010	MOJONNIER RD	BLUVUE LN	CHRISTENSEN LN	1,370	23	31,510	MiA - Minor Arterial (4)	A - AC	75	18.95
MOJON	020	MOJONNIER RD	CHRISTENSEN LN	320 FT W. OF COLLEGE AVE	1,680	23	38,640	MiA - Minor Arterial (4)	A - AC	75	18.95
MOJON	030	MOJONNIER RD	320 FT W. OF COLLEGE AVE	COLLEGE AVE	320	48	15,360	MiA - Minor Arterial (4)	A - AC	77	19.71
COLLEGE	090	N COLLEGE AVE	WHITMAN DR	ROSE ST	1,719	37	63,603	OPA - Other Principal Arterial (3)	A - AC	83	23.23
COLLEGE	100	N COLLEGE AVE	ROSE ST	CITY LIMITS (30 FT N. OF BLALO	280	44	12,320	MiA - Minor Arterial (4)	A - AC	75	15.78
AST	010	NE A ST	COLLEGE AVE	ASH AVE	330	38	12,540	R - Residential/Local	A - AC	82	28.40
AST	020	NE A ST	ASH AVE	BIRCH AVE	320	38	12,160	R - Residential/Local	A - AC	83	28.63
AST	030	NE A ST	BIRCH AVE	IVY LN	579	38	22,002	R - Residential/Local	A - AC	79	26.35
AST	040	NE A ST	IVY LN	TREMONT DR	390	38	14,820	R - Residential/Local	A - AC	81	28.05
ALDEN	010	NE ALDEN ST	DEAD END W. OF NE VILLA AVE	95 FT W. OF TROUTDALE AVE	450	35	15,750	R - Residential/Local	A - AC	49	9.24
ALDEN	020	NE ALDEN ST	95 FT W. OF TROUTDALE AVE	OMAK AVE	415	35	14,525	R - Residential/Local	A - AC	32	2.33
ALDEN	030	NE ALDEN ST	OMAK AVE	CRISCOLA AVE	380	35	13,300	R - Residential/Local	A - AC	57	13.09
ASHAVE	020	NE ASH AVE	WHITMAN DR	A ST	617	42	25,914	MaC - Major Collector (5)	A - AC	88	19.30
ASHAVE	030	NE ASH AVE	A ST	C ST	690	42	28,980	MaC - Major Collector (5)	A - AC	87	18.12
BELROY	010	NE BELROY ST	WESTFAIR AVE	CRISCOLA AVE	560	35	19,600	R - Residential/Local	A - AC	23	0.00
BIRCHAV	080	NE BIRCH AVE	WHITMAN DR	A ST	590	35	20,650	R - Residential/Local	A - AC	81	28.05
BIRCHAV	090	NE BIRCH AVE	A ST	C ST	710	39	27,690	R - Residential/Local	A - AC	84	30.21
CST	010	NE C ST	COLLEGE AVE	DAMSON AVE	1,290	34	43,860	MaC - Major Collector (5)	O - AC/AC	88	28.90
CST	020	NE C ST	DAMSON AVE	LARCH AVE	1,435	34	48,790	MaC - Major Collector (5)	A - AC	90	19.11

Street ID	Section ID	Street Name	From	To	Length	Width	Area	Functional Class	Surface Type	Current PCI	Remaining Life
CST	030	NE C ST	LARCH AVE	DECCIO RD	920	36	33,120	MiA - Minor Arterial (4)	A - AC	71	16.69
CST	040	NE C ST	DECCIO RD	MYRA RD	780	36	28,080	MiA - Minor Arterial (4)	A - AC	71	16.69
CARGILL	010	NE CARGILL AVE	DAMSON AVE	120 FT EAST OF DAMSON AVE	120	36	4,320	R - Residential/Local	A - AC	77	24.46
CARGILL	020	NE CARGILL AVE	CUL DE SAC SOUTH	NE SPITZENBURG ST	450	36	16,200	R - Residential/Local	A - AC	75	23.86
CEDARAV	020	NE CEDAR AVE	A ST	C ST	712	39	27,768	R - Residential/Local	A - AC	20	0.00
CHELAN	010	NE CHELAN ST	WESTFAIR AVE	CRISCOLA AVE	580	35	20,300	R - Residential/Local	A - AC	23	0.00
CRISCOLA	010	NE CRISCOLA AVE	ALDEN ST	BELROY ST	220	35	7,700	R - Residential/Local	A - AC	57	13.09
CRISCOLA	020	NE CRISCOLA AVE	BELROY ST	DAWSON ST	470	35	16,450	R - Residential/Local	A - AC	25	0.00
CRISCOLA	030	NE CRISCOLA AVE	DAWSON ST	EMPIRE ST	225	35	7,875	R - Residential/Local	A - AC	41	5.78
DAMSON	010	NE DAMSON AVE	CUL DE SAC S.	C ST	230	37	8,510	R - Residential/Local	A - AC	74	22.87
DAMSON	020	NE DAMSON AVE	C ST	CARGILL AVE	220	35	7,700	R - Residential/Local	A - AC	94	33.72
DAMSON	030	NE DAMSON AVE	CARGILL AVE	ROSE ST	521	32	16,672	R - Residential/Local	A - AC	42	6.21
DANNER	010	NE DANNER	C ST	DEAD END N.	192	27	5,184	R - Residential/Local	A - AC	82	27.65
DANNER	020	NE DANNER (SPUR)	NE DANNER	DEAD END EAST	100	29	2,900	R - Residential/Local	A - AC	83	28.63
DAWSON	010	NE DAWSON ST	CITY LIMITS W. OF VILLA AVE	FLEETWOOD AVE	325	35	11,375	R - Residential/Local	A - AC	47	8.28
DAWSON	020	NE DAWSON ST	FLEETWOOD AVE	CRISCOLA AVE	950	35	33,250	R - Residential/Local	A - AC	10	0.00
DAWSON	030	NE DAWSON ST	CRISCOLA AVE	MYRA RD	100	35	3,500	R - Residential/Local	A - AC	80	26.72
DECCIO	010	NE DECCIO RD	WHITMAN DR	C ST	810	34	27,540	R - Residential/Local	A - AC	79	25.73
DELLAAV	010	NE DELLA AVE	C ST	SPITZENBURG ST	570	18	10,260	R - Residential/Local	A - AC	79	25.73
ELDERPL	010	NE ELDER PL	C ST	CUL DE SAC	220	40	8,800	R - Residential/Local	A - AC	73	22.39
EMPIRE	010	NE EMPIRE ST	WESTFAIR AVE	DEAD END E. OF CRISCOLA AVE	660	35	23,100	R - Residential/Local	A - AC	18	0.00
FERNWPL	010	NE FERNWOOD PL	C ST	CUL DE SAC	450	36	16,200	R - Residential/Local	A - AC	78	28.92
HADLEY	010	NE HADLEY WAY	WHITMAN DR	WHITMAN DR	790	35	27,650	R - Residential/Local	A - AC	76	24.34
IVYLN	010	NE IVY LN	WHITMAN DR	A ST	650	40	26,000	R - Residential/Local	A - AC	86	32.20
KINGWPL	010	NE KINGWOOD PL	C ST	CUL DE SAC	450	36	16,200	R - Residential/Local	A - AC	79	25.73
LAMBERT	010	NE LAMBERT AVE	C ST	SPITZENBURG ST	590	18	10,620	MaC - Major Collector (5)	A - AC	79	15.33
LAMBERT	020	NE LAMBERT AVE	SPITZENBURG ST	ROSE ST	550	18	9,900	MaC - Major Collector (5)	A - AC	75	13.59
LARCHAV	070	NE LARCH AVE	WHITMAN DR	C ST	1,090	36	39,240	MiA - Minor Arterial (4)	A - AC	72	17.08
MAKIAH	010	NE MAKIAH CT	MAPLE AVE	CUL DE SAC EAST	300	34	10,200	R - Residential/Local	A - AC	94	46.67
MAPLEAV	030	NE MAPLE AVE	DEAD END S. OF MAKIAH CT	C ST	640	39	24,960	R - Residential/Local	A - AC	54	12.13
MULBERRY	010	NE MULBERRY CT	WHITMAN DR	CUL DE SAC N.	390	34	13,260	R - Residential/Local	A - AC	74	22.86
MYRARD	010	NE MYRA RD	ROSE ST	CITY LIMITS 260 FT N.	1,140	54	61,560	MiA - Minor Arterial (4)	A - AC	76	19.35

Street ID	Section ID	Street Name	From	To	Length	Width	Area	Functional Class	Surface Type	Current PCI	Remaining Life
				OF DAWSO							
OMAKAV	010	NE OMAK AVE	ALDEN ST	BELROY ST	220	35	7,700	R - Residential/Local	A - AC	33	2.70
PINEWOOD	010	NE PINEWOOD LN	A ST	DEAD END NORTH	200	17	3,400	R - Residential/Local	A - AC	13	0.00
REDWPL	010	NE REDWOOD PL	C ST	CUL DE SAC	300	36	10,800	R - Residential/Local	A - AC	84	28.90
ROSEST	010	NE ROSE ST	COLLEGE AVE	DAMSON AVE	1,320	34	44,880	OPA - Other Principal Arterial (3)	A - AC	75	15.78
ROSEST	020	NE ROSE ST	DAMSON AVE	WALLULA AVE	1,560	34	53,040	OPA - Other Principal Arterial (3)	A - AC	75	14.85
ROSEST	030	NE ROSE ST	WALLULA AVE	CITY LIMITS @ CAREY CT	810	48	38,880	OPA - Other Principal Arterial (3)	A - AC	74	15.06
SEDONA	010	NE SEDONA LN	LAMBERT AVE	DEAD END WEST / HOUSE #745	150	34	5,100	R - Residential/Local	A - AC	79	26.34
SPITZEN	010	NE SPITZENBURG ST	DAMSON AVE	220 FT W. OF TULIP LN	990	26	25,740	R - Residential/Local	A - AC	88	31.21
SPITZEN	020	NE SPITZENBURG ST	220 FT W. OF TULIP LN	TULIP LN	220	26	5,720	R - Residential/Local	A - AC	86	30.10
SPITZEN	030	NE SPITZENBURG ST	TULIP LN	LAMBERT AVE	240	28	6,720	R - Residential/Local	A - AC	86	30.10
SPITZEN	040	NE SPITZENBURG ST	LAMBERT AVE	DELLA AVE	400	19	7,600	R - Residential/Local	A - AC	85	29.51
SPITZEN	050	NE SPITZENBURG ST	DELLA AVE	MYRA RD	770	31	23,870	R - Residential/Local	A - AC	89	31.73
SPRUCEPL	010	NE SPRUCEWOOD PL	C ST	CUL DE SAC	360	36	12,960	R - Residential/Local	A - AC	80	26.37
TREMONT	010	NE TREMONT DR	WHITMAN DR	A ST	762	38	28,956	R - Residential/Local	A - AC	81	28.05
WESTFAIR	010	NE WESTFAIR AVE	BELROY ST	EMPIRE ST	710	35	24,850	R - Residential/Local	A - AC	26	0.25
BST	010	NW B ST	EVANS AVE	RUBY LN	343	35	12,005	R - Residential/Local	A - AC	85	30.38
BST	020	NW B ST	RUBY LN	100 FT E. OF LAURELLA LN	300	32	9,600	R - Residential/Local	A - AC	84	30.21
BST	030	NW B ST	100 FT E. OF LAURELLA LN	130 FT W. OF SCHNABELL LN	350	29	10,150	R - Residential/Local	A - AC	86	32.20
BST	040	NW B ST	130 FT W. OF SCHNABELL LN	COLLEGE AVE	670	36	24,120	R - Residential/Local	A - AC	80	26.72
DESTITO	010	NW DESTITO CT	SPAGNUOLO LP	CUL DE SAC	160	36	5,760	R - Residential/Local	O - AC/AC	65	19.64
EARLLN	010	NW EARL LN	EVANS AVE	WHITMAN DR	1,029	36	37,044	R - Residential/Local	A - AC	82	27.65
EVANSAV	030	NW EVANS AVE	WHITMAN DR	105 FT S. OF EARL LN	555	28	15,540	R - Residential/Local	A - AC	94	33.72
EVANSAV	040	NW EVANS AVE	105 FT S. OF EARL LN	B ST	310	22	6,820	R - Residential/Local	A - AC	30	1.63
EVANSAV	050	NW EVANS AVE	B ST	CITY LIMITS NORTH (#336)	760	19	14,440	R - Residential/Local	A - AC	55	12.09
MARIA	010	NW MARIA ST	CUL DE SAC W. OF VERA PL	BLALOCK DR	1,160	34	39,440	R - Residential/Local	A - AC	83	33.28
PONTI	010	NW PONTI MORO CT	SPAGNUOLO LP	CUL DE SAC	150	36	5,400	R - Residential/Local	A - AC	83	28.28
SPAGNU	010	NW SPAGNUOLO LOOP	B ST	B ST	890	36	32,040	R - Residential/Local	A - AC	81	27.01
VERAPL	010	NW VERA PL	MARIA ST	BLALOCK DR	298	34	10,132	R - Residential/Local	A - AC	83	33.28

Street ID	Section ID	Street Name	From	To	Length	Width	Area	Functional Class	Surface Type	Current PCI	Remaining Life
OWENS	010	OWENS RD	1170 FT N. OF MOJONNIER RD (CI	WASTEWATER TREATMENT	920	22	20,240	R - Residential/Local	A - AC	86	32.19
OWENS	020	OWENS RD	600 FT N. OF MOJONNIER RD (CIT	1170 FT N. OF MOJONNIER RD (CI	570	22	12,540	R - Residential/Local	A - AC	94	33.71
COLLEGE	010	S COLLEGE AVE	HWY 125	SCHOOL BUS YARD EXIT	1,070	42	44,940	OPA - Other Principal Arterial (3)	A - AC	88	27.02
COLLEGE	020	S COLLEGE AVE	SCHOOL BUS YARD ENTRANCE	50 FT S. OF CEDAR BEND DR	1,220	42	51,240	OPA - Other Principal Arterial (3)	A - AC	94	31.31
COLLEGE	030	S COLLEGE AVE	50 FT S. OF CEDAR BEND DR	150 FT S. OF LAMPERTI ST	330	42	13,860	OPA - Other Principal Arterial (3)	A - AC	94	24.98
COLLEGE	040	S COLLEGE AVE	150 FT S. OF LAMPERTI ST	LAMPERTI ST	150	48	7,200	OPA - Other Principal Arterial (3)	A - AC	68	15.24
COLLEGE	050	S COLLEGE AVE	LAMPERTI ST	12TH ST	1,301	48	62,448	OPA - Other Principal Arterial (3)	A - AC	79	19.09
COLLEGE	060	S COLLEGE AVE	12TH ST	10TH ST	640	48	30,720	OPA - Other Principal Arterial (3)	A - AC	81	21.03
COLLEGE	070	S COLLEGE AVE	10TH ST	6TH ST	1,310	38	49,780	OPA - Other Principal Arterial (3)	A - AC	80	20.03
COLLEGE	080	S COLLEGE AVE	6TH ST	WHITMAN DR	2,000	34	68,000	OPA - Other Principal Arterial (3)	A - AC	80	20.03
10THST	030	SE 10TH ST	COLLEGE AVE	BIRCH AVE	610	15	9,150	R - Residential/Local	A - AC	94	33.72
10THST	040	SE 10TH ST	BIRCH AVE	DATE AVE	650	32	20,800	R - Residential/Local	A - AC	12	0.00
11THST	020	SE 11TH ST	BIRCH AVE	DATE AVE	680	36	24,480	R - Residential/Local	A - AC	16	0.00
12THST	030	SE 12TH ST	COLLEGE AVE	BROADWAY AVE	341	45	15,345	MiA - Minor Arterial (4)	A - AC	61	11.98
12THST	040	SE 12TH ST	BROADWAY AVE	CENTRAL AVE	1,010	45	45,450	MiA - Minor Arterial (4)	A - AC	55	9.45
12THST	050	SE 12TH ST	CENTRAL AVE	LARCH AVE	1,250	45	56,250	MiA - Minor Arterial (4)	A - AC	55	9.45
12THST	060	SE 12TH ST	LARCH AVE	GARRISON DR	2,230	45	100,350	MiA - Minor Arterial (4)	A - AC	57	10.26
12THST	070	SE 12TH ST	GARRISON DR	MYRA RD	1,700	45	76,500	MiA - Minor Arterial (4)	A - AC	66	14.24
2NDST	020	SE 2ND ST	ASH AVE	DATE AVE	780	40	31,200	R - Residential/Local	A - AC	88	31.22
3RDST	020	SE 3RD ST	COLLEGE AVE	ASH AVE	350	39	13,650	R - Residential/Local	A - AC	83	28.64
3RDST	030	SE 3RD ST	ASH AVE	DATE AVE	903	39	35,217	R - Residential/Local	A - AC	83	28.64
3RDST	040	SE 3RD ST	DATE AVE	ELM AVE	480	39	18,720	R - Residential/Local	A - AC	84	30.22
3RDST	050	SE 3RD ST	ELM AVE	LARCH AVE	845	35	29,575	R - Residential/Local	A - AC	79	26.35
4THST	060	SE 4TH ST	COLLEGE AVE	DATE AVE	1,290	37	47,730	MaC - Major Collector (5)	A - AC	82	16.47
4THST	070	SE 4TH ST	DATE AVE	LARCH AVE	1,322	37	48,914	MaC - Major Collector (5)	A - AC	83	16.50
4THST	080	SE 4TH ST	LARCH AVE	HIGHLAND PARK DR	193	37	7,141	MaC - Major Collector (5)	A - AC	30	0.94
5THST	020	SE 5TH ST	DATE AVE	ELM AVE	485	36	17,460	R - Residential/Local	A - AC	86	32.20

Street ID	Section ID	Street Name	From	To	Length	Width	Area	Functional Class	Surface Type	Current PCI	Remaining Life
5THST	030	SE 5TH ST	ELM AVE	DEAD END EAST	351	36	12,636	R - Residential/Local	A - AC	85	30.38
5THST	040	SE 5TH ST	HILLCREST DR	LARCH AVE	310	34	10,540	R - Residential/Local	A - AC	41	5.78
6THST	050	SE 6TH ST	COLLEGE AVE	DATE AVE	1,290	33	42,570	R - Residential/Local	A - AC	42	6.21
6THST	060	SE 6TH ST	DATE AVE	ELM AVE	320	33	10,560	R - Residential/Local	A - AC	48	8.76
6THST	070	SE 6TH ST	ELM AVE	LARCH AVE	980	33	32,340	R - Residential/Local	A - AC	45	7.43
6THST	080	SE 6TH ST	LARCH AVE	HIGHLAND PARK DR	210	35	7,350	R - Residential/Local	A - AC	77	24.77
8THST	020	SE 8TH ST	BADE AVE	BIRCH AVE	1,300	35	45,500	MiC - Minor Collector (6)	A - AC	84	17.38
8THST	030	SE 8TH ST	BIRCH AVE	ELM AVE	980	35	34,300	MiC - Minor Collector (6)	A - AC	83	16.50
8THST	040	SE 8TH ST	ELM AVE	315 FT. WEST OF LARCH AVE	675	27	18,225	MiC - Minor Collector (6)	A - AC	80	15.60
8THST	050	SE 8TH ST	315 FT. WEST OF LARCH AVE	LARCH AVE	315	22	6,930	MiC - Minor Collector (6)	A - AC	26	0.16
8THST	060	SE 8TH ST	LARCH AVE	CUL DE SAC E.	620	34	21,080	R - Residential/Local	A - AC	84	28.90
9THST	030	SE 9TH ST	BIRCH AVE	CEDAR AVE	410	35	14,350	R - Residential/Local	A - AC	84	31.42
ADMIRAL	010	SE ADMIRAL PL	SENTRY DR	CUL DE SAC	140	35	4,900	R - Residential/Local	A - AC	81	27.01
ASHAVE	010	SE ASH AVE	4TH ST	WHITMAN DR	1,320	42	55,440	MaC - Major Collector (5)	A - AC	87	18.12
BELMONT	010	SE BELMONT PL	STANFORD PL	CUL DE SAC SOUTH	210	40	8,400	R - Residential/Local	A - AC	78	25.91
BIRCHAV	010	SE BIRCH AVE	12TH ST	150 FT S. OF 10TH ST / #1010	510	26	13,260	R - Residential/Local	A - AC	15	0.00
BIRCHAV	020	SE BIRCH AVE	150 FT S. OF 10TH ST / #1010	8TH ST	800	35	28,000	R - Residential/Local	A - AC	79	25.74
BIRCHAV	030	SE BIRCH AVE	8TH ST	6TH ST	660	35	23,100	R - Residential/Local	A - AC	83	28.63
BIRCHAV	040	SE BIRCH AVE	6TH ST	4TH ST	670	35	23,450	R - Residential/Local	A - AC	11	0.00
BIRCHAV	050	SE BIRCH AVE	4TH ST	SE 3RD ST	320	18	5,760	R - Residential/Local	A - AC	24	0.00
BIRCHAV	060	SE BIRCH AVE	SE 3RD ST	SE 2ND ST	320	20	6,400	R - Residential/Local	A - AC	86	32.20
BIRCHAV	070	SE BIRCH AVE	CUL DE SAC S. OF WHITMAN DR	WHITMAN DR	240	35	8,400	R - Residential/Local	A - AC	83	28.63
BLISSLN	010	SE BLISS LN	TAUMARSON RD	CUL DE SAC EAST	630	36	22,680	R - Residential/Local	A - AC	89	31.72
BOBOLINK	010	SE BOBOLINK LN	CUL DE SAC S.	MOCKINGBIRD DR	310	29	8,990	R - Residential/Local	A - AC	32	2.33
BRENTPL	010	SE BRENTWOOD PL	LARCH AVE	CUL DE SAC WEST	435	35	15,225	R - Residential/Local	A - AC	47	8.28
BRIGADE	010	SE BRIGADE PL	SENTRY DR	CUL DE SAC	140	35	4,900	R - Residential/Local	A - AC	82	27.65
BROADW	010	SE BROADWAY AVE	SUNNY DR	SE SCENIC VIEW DR	290	24	6,960	R - Residential/Local	O - AC/AC	94	37.79
BROADW	020	SE BROADWAY AVE	SE SCENIC VIEW DR	SE MOUNTAIN VIEW DR	290	24	6,960	R - Residential/Local	A - AC	18	0.00
BROADW	030	SE BROADWAY AVE	SE MOUNTAIN VIEW DR	SE 12TH ST	300	28	8,400	R - Residential/Local	A - AC	82	28.40
BROADW	040	SE BROADWAY AVE	12TH ST	DEAD END NORTH	575	33	18,975	R - Residential/Local	A - AC	84	30.21

Street ID	Section ID	Street Name	From	To	Length	Width	Area	Functional Class	Surface Type	Current PCI	Remaining Life
CEDARAV	010	SE CEDAR AVE	9TH ST	8TH ST	320	35	11,200	R - Residential/Local	A - AC	84	31.42
CEDARB	010	SE CEDAR BEND DR	COLLEGE AVE	DEAD END E. OF RED OAK AVE	710	26	18,460	R - Residential/Local	A - AC	75	23.86
CENTRAL	010	SE CENTRAL AVE	VALLEY DR	SCENIC VIEW DR	612	38	23,256	R - Residential/Local	A - AC	82	28.40
CENTRAL	020	SE CENTRAL AVE	SCENIC VIEW DR	12TH ST	580	42	24,360	R - Residential/Local	A - AC	68	19.24
CHICKAD	010	SE CHICKADEE LN	SCENIC VIEW DR	CUL DE SAC S.	300	29	8,700	R - Residential/Local	A - AC	26	0.25
CLOVER	010	SE CLOVER CT	HARVEST DR	CUL DE SAC	150	36	5,400	R - Residential/Local	A - AC	84	28.90
COLONIA	010	SE COLONIAL DR	TAUMARSON RD	CONSTITUTION DR	1,090	40	43,600	R - Residential/Local	A - AC	89	31.73
COMMERC	010	SE COMMERCIAL DR	HWY 125	SCENIC VIEW DR	330	43	14,190	MaC - Major Collector (5)	A - AC	79	15.89
COMMERC	020	SE COMMERCIAL DR	SCENIC VIEW DR	MYRA RD	2,346	27	63,342	R - Residential/Local	A - AC	80	28.37
COMMODO	010	SE COMMODORE PL	SENTRY DR	CUL DE SAC	190	35	6,650	R - Residential/Local	A - AC	80	26.38
CONSTIT	010	SE CONSTITUTION DR	INDEPENDENCE DR	JUSTICE AVE	820	40	32,800	R - Residential/Local	A - AC	89	31.73
COTTER	010	SE COTTER PL	12TH ST	CUL DE SAC	210	36	7,560	R - Residential/Local	A - AC	11	0.00
CRESTLANE	010	SE CRESTLANE DR	SE HIGHLAND PARK DR	GATED COMMUNINTY WEST	360	36	12,960	R - Residential/Local	A - AC	38	4.58
DATEAV	010	SE DATE AVE	12TH ST	8TH ST	1,324	35	46,340	MaC - Major Collector (5)	A - AC	86	18.75
DATEAV	020	SE DATE AVE	8TH ST	4TH ST	1,310	35	45,850	MaC - Major Collector (5)	A - AC	86	18.75
DATEAV	030	SE DATE AVE	3RD ST	2ND ST	420	34	14,280	R - Residential/Local	A - AC	84	30.22
DAVINDR	010	SE DAVIN DR	HIGHLAND PARK DR	HIGHLAND PARK DR	950	39	37,050	R - Residential/Local	A - AC	30	1.63
DAVINDR	020	SE DAVIN DR (SPUR)	SE DAVIN DR / HOUSE #338	DEAD END (SE) HOUSE #341	120	50	6,000	R - Residential/Local	A - AC	29	1.28
DEWEY	010	SE DEWEY DR	LARCH AVE	12TH ST	760	47	35,720	R - Residential/Local	A - AC	34	3.07
DOVELN	010	SE DOVE LN	SCENIC VIEW DR	CUL DE SAC EAST	200	23	4,600	R - Residential/Local	A - AC	25	0.00
EAGLE	010	SE EAGLE LN	DEAD END W. / HOUSE #944	SE MOCKINGBIRD DR	113	62	7,006	R - Residential/Local	A - AC	35	3.42
EDGEMO	010	SE EDGEMONT PL	12TH ST	STANFORD PL	254	40	10,160	R - Residential/Local	A - AC	84	30.22
ELMAV	010	SE ELM AVE	8TH ST	6TH ST	650	35	22,750	R - Residential/Local	A - AC	81	28.05
ELMAV	030	SE ELM AVE	5TH ST	150 FT S. OF 3RD ST	485	32	15,520	R - Residential/Local	A - AC	74	22.87
ELMAV	040	SE ELM AVE	150 FT S. OF 3RD ST	3RD ST	150	35	5,250	R - Residential/Local	A - AC	57	13.10
ENSIGN	010	SE ENSIGN PL	SENTRY DR	CUL DE SAC	230	35	8,050	R - Residential/Local	A - AC	83	28.28
FALBO	010	SE FALBO DR	NEWGATE DR	SCENIC VIEW DR	925	23	21,275	R - Residential/Local	A - AC	22	0.00
FREEDO	010	SE FREEDOM PL	TAUMARSON RD	CUL DE SAC	490	40	19,600	R - Residential/Local	A - AC	89	31.73
GARRISON	010	SE GARRISON DR	12TH ST	SENTRY DR	300	35	10,500	R - Residential/Local	A - AC	81	27.01
GARRVILL	010	SE GARRISON VILLAGE WAY	BEGIN ROUNDABOUT	END ROUNDABOUT	640	19	12,160	R - Residential/Local	A - AC	74	25.12

Street ID	Section ID	Street Name	From	To	Length	Width	Area	Functional Class	Surface Type	Current PCI	Remaining Life
GARRVILL	020	SE GARRISON VILLAGE WAY	ROUNDABOUT	MYRA RD	400	30	12,000	R - Residential/Local	A - AC	80	26.38
GRASSL	010	SE GRASSLAND CT	LARCH AVE	CUL DE SAC	190	36	6,840	R - Residential/Local	A - AC	80	26.37
HARVEST	010	SE HARVEST DR	CUL DE SAC S.	LARCH AVE (WEST INT)	160	36	5,760	R - Residential/Local	A - AC	84	28.90
HARVEST	020	SE HARVEST DR	LARCH AVE (WEST INT)	LARCH AVE (EAST INT)	1,290	36	46,440	R - Residential/Local	A - AC	84	28.90
HARVEST	030	SE HARVEST DR	LARCH AVE (EAST INT)	SUNFLOWER CT	230	36	8,280	R - Residential/Local	A - AC	84	28.90
HICKOR	010	SE HICKORY CT	CEDAR BEND DR	CUL DE SAC S-E	430	26	11,180	R - Residential/Local	A - AC	77	24.77
HIGHLAND	010	SE HIGHLAND PARK DR	6TH ST	4TH ST	640	42	26,880	R - Residential/Local	A - AC	51	10.17
HIGHLAND	020	SE HIGHLAND PARK DR	4TH ST	170 FT N. OF DAVIN DR (N INT)	1,630	42	68,460	R - Residential/Local	A - AC	48	8.76
HIGHLAND	030	SE HIGHLAND PARK DR	170 FT N. OF DAVIN DR (N INT)	SE DAVIN DR (SOUTH INT)	1,270	42	53,340	R - Residential/Local	A - AC	58	13.54
HIGHLAND	040	SE HIGHLAND PARK DR	SE DAVIN DR (SOUTH INT)	SE HIGHLAND PARK DR	320	42	13,440	R - Residential/Local	A - AC	56	12.52
HILLCR	010	SE HILLCREST DR	DEAD END S. OF 5TH ST	SE 4TH ST	440	33	14,520	R - Residential/Local	A - AC	43	6.60
INDEPEN	010	SE INDEPENDENCE DR	COLONIAL DR	CUL DE SAC N. OF LIBERTY WAY	1,170	35	40,950	R - Residential/Local	A - AC	89	31.73
JUSTICE	010	SE JUSTICE AVE	TAUMARSON RD	LIBERTY WAY	630	34	21,420	R - Residential/Local	A - AC	89	31.73
LAMPER	010	SE LAMPERTI ST	COLLEGE AVE	175 FT W. OF RED OAK AVE	410	40	16,400	MiA - Minor Arterial (4)	O - AC/AC	83	21.42
LAMPER	020	SE LAMPERTI ST	175 FT W. OF RED OAK AVE	MEADOWBROOK BLVD	1,320	28	36,960	MiA - Minor Arterial (4)	O - AC/AC	90	31.40
LAMPER	030	SE LAMPERTI ST	MEADOWBROOK BLVD	LARCH AVE	884	38	33,592	MiA - Minor Arterial (4)	O - AC/AC	90	31.40
LANDEN	010	SE LANDEN DR	MOCKINGBIRD DR	LARCH AVE	580	35	20,300	R - Residential/Local	A - AC	78	25.90
LARCHAV	010	SE LARCH AVE	TAUMARSON RD	HARVEST DR INT EAST	950	35	33,250	R - Residential/Local	A - AC	84	28.90
LARCHAV	020	SE LARCH AVE	DEAD END S.	LAMPERTI ST	490	47	23,030	R - Residential/Local	A - AC	77	24.77
LARCHAV	030	SE LARCH AVE	LAMPERTI ST	12TH ST	1,270	47	59,690	MiA - Minor Arterial (4)	O - AC/AC	85	27.04
LARCHAV	040	SE LARCH AVE	12TH ST	8TH ST	1,320	47	62,040	MiA - Minor Arterial (4)	O - AC/AC	88	30.23
LARCHAV	050	SE LARCH AVE	8TH ST	4TH ST	1,320	47	62,040	MiA - Minor Arterial (4)	O - AC/AC	87	29.12
LARCHAV	060	SE LARCH AVE	4TH ST	WHITMAN DR	1,530	36	55,080	MiA - Minor Arterial (4)	A - AC	71	16.69
LIBERTY	010	SE LIBERTY WAY	INDEPENDENCE DR	JUSTICE AVE	370	35	12,950	R - Residential/Local	A - AC	89	31.73
LINDADR	010	SE LINDA DR	VALLEY DR	SUNNY DR	270	38	10,260	R - Residential/Local	A - AC	84	30.21
MALLARD	010	SE MALLARD LN	DEAD END S.	MOCKINGBIRD DR	151	10	1,510	R - Residential/Local	A - AC	31	1.97
MAPLEAV	010	SE MAPLE AVE	S. OF #107 / SE TAMARACK ST	N. OF HOUSE # 101	220	26	5,720	R - Residential/Local	A - AC	69	19.71
MAPLEAV	020	SE MAPLE AVE	N. OF HOUSE # 101	WHITMAN DR	500	26	13,000	R - Residential/Local	A - AC	82	32.26
MARINE	010	SE MARINE DR	12TH ST	MARINE DR (MAIN PORTION)	140	35	4,900	R - Residential/Local	A - AC	83	28.28

Street ID	Section ID	Street Name	From	To	Length	Width	Area	Functional Class	Surface Type	Current PCI	Remaining Life
MARINE	020	SE MARINE DR	SENTRY DR	SENTRY DR	830	36	29,880	R - Residential/Local	A - AC	79	25.74
MARKET	010	SE MARKET ST	TAUMARSON RD	HARVEST DR	210	36	7,560	R - Residential/Local	A - AC	83	28.28
MEADOWB	010	SE MEADOWBROOK BLVD	HWY 125	LAMPERTI ST	1,202	60	72,120	MiA - Minor Arterial (4)	O - AC/AC	93	28.95
MOCKING	010	SE MOCKINGBIRD DR	CUL DE SAC W. OF LANDEN DR	LARCH AVE	820	35	28,700	R - Residential/Local	A - AC	77	24.77
MOCKING	020	SE MOCKINGBIRD DR	LARCH AVE	SCENIC VIEW DR	1,260	34	42,840	R - Residential/Local	A - AC	25	0.00
MOCKING	030	SE MOCKINGBIRD DR	SCENIC VIEW DR	DEAD END N. OF RAVEN LN	630	29	18,270	R - Residential/Local	A - AC	32	2.33
MOORBR	010	SE MOORBROOK CT	NEWGATE DR	CUL DE SAC EAST	161	23	3,703	R - Residential/Local	A - AC	22	0.00
MOUNTVI	010	SE MOUNTAIN VIEW DR	BROADWAY AVE	CENTRAL AVE	1,009	40	40,360	R - Residential/Local	A - AC	81	28.05
MOUNTVI	020	SE MOUNTAIN VIEW DR	CENTRAL AVE	SKY AVE	953	40	38,120	R - Residential/Local	A - AC	70	20.54
NEWGAT	010	SE NEWGATE DR	CUL DE SAC SOUTH	SCENIC VIEW DR	186	23	4,278	R - Residential/Local	A - AC	15	0.00
NEWGAT	020	SE NEWGATE DR	SCENIC VIEW DR	12TH ST	1,046	36	37,656	R - Residential/Local	A - AC	77	27.73
OSPREY	010	SE OSPREY LN	MOCKINGBIRD DR	CUL DE SAC NORTH	520	31	16,120	R - Residential/Local	A - AC	33	2.69
PEPPER	010	SE PEPPERIDGE PL	RED OAK AVE	CUL DE SAC WEST	480	26	12,480	R - Residential/Local	A - AC	75	23.86
RAVEN	010	SE RAVEN LN	SE MOCKINGBIRD DR	CUL DE SAC	148	28	4,144	R - Residential/Local	A - AC	40	5.35
REDOAK	010	SE RED OAK AVE	CEDAR BEND DR	LAMPERTI ST	394	26	10,244	R - Residential/Local	A - AC	76	24.33
ROBINDR	010	SE ROBIN DR	SCENIC VIEW DR	MOCKINGBIRD DR	730	28	20,440	R - Residential/Local	A - AC	15	0.00
ROSEVI	010	SE ROSEVILLE LN	BIRCH AVE	PARKING LOT EAST	380	18	6,840	R - Residential/Local	A - AC	23	0.00
SANDPI	010	SE SANDPIPER LN	DEAD END S.	MOCKINGBIRD DR	240	32	7,680	R - Residential/Local	A - AC	32	2.33
SCENICV	010	SE SCENIC VIEW DR	BROADWAY AVE	CENTRAL AVE	1,010	40	40,400	R - Residential/Local	A - AC	82	28.40
SCENICV	020	SE SCENIC VIEW DR	CENTRAL AVE	LARCH AVE	1,269	40	50,760	R - Residential/Local	A - AC	82	27.65
SCENICV	030	SE SCENIC VIEW DR	LARCH AVE	HOUSE #1051	1,170	40	46,800	MaC - Major Collector (5)	A - AC	83	16.50
SCENICV	040	SE SCENIC VIEW DR	HOUSE #1051	125 FT E. OF FALBO DR	680	26	17,680	MaC - Major Collector (5)	A - AC	69	10.37
SCENICV	050	SE SCENIC VIEW DR	125 FT E. OF FALBO DR	COMMERCIAL DR	423	27	11,421	MaC - Major Collector (5)	A - AC	81	17.35
SENTRYDR	010	SE SENTRY DR	LARCH AVE	MARINE DR (WEST INT)	140	35	4,900	R - Residential/Local	A - AC	81	27.01
SENTRYDR	020	SE SENTRY DR	MARINE DR (WEST INT)	BRIGADE PL	1,291	36	46,476	R - Residential/Local	A - AC	81	27.01
SENTRYDR	030	SE SENTRY DR	BRIGADE PL	GARRISON DR	928	36	33,408	R - Residential/Local	A - AC	83	28.28
SENTRYDR	040	SE SENTRY DR	GARRISON DR	CUL DE SAC E.	550	36	19,800	R - Residential/Local	A - AC	80	26.38
SKYAVE	010	SE SKY AVE	SCENIC VIEW DR	12TH ST	607	38	23,066	R - Residential/Local	O - AC/AC	95	38.11
STANFORD	010	SE STANFORD PL	DATE AVE	CUL DE SAC EAST	600	40	24,000	R - Residential/Local	A - AC	80	26.73
SUNFLO	010	SE SUNFLOWER CT	CUL DE SAC W. OF HARVEST DR	CUL DE SAC E. OF HARVEST DR	260	35	9,100	R - Residential/Local	A - AC	84	28.90

Street ID	Section ID	Street Name	From	To	Length	Width	Area	Functional Class	Surface Type	Current PCI	Remaining Life
SUNNYDR	010	SE SUNNY DR	COLLEGE AVE	CENTRAL AVE	1,350	39	52,650	R - Residential/Local	A - AC	84	30.21
SURITA	010	SE SURITA CT	FALBO DR	CUL DE SAC	180	23	4,140	R - Residential/Local	A - AC	50	9.23
TAMARACK	010	SE TAMARACK ST	LARCH AVE	MAPLE AVE	380	35	13,300	R - Residential/Local	A - AC	75	23.86
TRENTW	010	SE TRENTWOOD DR	FALBO DR	DEAD END EAST	200	23	4,600	R - Residential/Local	A - AC	18	0.00
VALLEY	010	SE VALLEY DR	LINDA DR	CENTRAL AVE	590	28	16,520	R - Residential/Local	A - AC	81	28.05
VALLEY	020	SE VALLEY DR	CENTRAL AVE	CUL DE SAC NORTH EAST	650	24	15,600	R - Residential/Local	A - AC	80	26.72
VALLVI	010	SE VALLEY VIEW TER	VALLEY DR	SCENIC VIEW DR	590	15	8,850	R - Residential/Local	A - AC	86	32.20
VISTAPL	010	SE VISTA PL	12TH ST	CUL DE SAC EAST	390	27	10,530	R - Residential/Local	A - AC	41	5.78
SUNCRE	010	SUNCREST TER	CITY LIMITS WEST / HOUSE #841	GRANDVIEW AVE	570	20	11,400	R - Residential/Local	A - AC	83	28.64
10THST	010	SW 10TH ST	DEAD END W. OF BADE AVE	BADE AVE	420	23	9,660	R - Residential/Local	A - AC	86	30.10
10THST	020	SW 10TH ST	BADE AVE	COLLEGE AVE	670	26	17,420	R - Residential/Local	A - AC	81	27.02
11THST	010	SW 11TH ST	DEAD END W. OF BADE AVE	BADE AVE	327	40	13,080	R - Residential/Local	A - AC	85	30.38
12THST	010	SW 12TH ST	CITY LIMITS WEST / HOUSE #602	BADE AVE	1,380	24	33,120	MiC - Minor Collector (6)	A - AC	67	10.90
12THST	020	SW 12TH ST	BADE AVE	COLLEGE AVE	670	36	24,120	MaC - Major Collector (5)	A - AC	67	10.90
13THST	010	SW 13TH ST	BADE AVE	COLLEGE AVE	670	32	21,440	R - Residential/Local	A - AC	86	32.20
1STST	010	SW 1ST ST	ACADEMY WAY	DAVIS AVE	1,270	26	33,020	R - Residential/Local	A - AC	80	26.72
2NDST	010	SW 2ND ST	ACADEMY WAY	DAVIS AVE	1,270	24	30,480	R - Residential/Local	A - AC	81	28.05
3RDST	010	SW 3RD ST	ACADEMY WAY	DAVIS AVE	1,270	24	30,480	R - Residential/Local	A - AC	81	28.05
4THST	010	SW 4TH ST	DEAD END W. OF GREELEY ST	SW HOMESTEAD AVE	360	41	14,760	MiC - Minor Collector (6)	A - AC	87	19.27
4THST	020	SW 4TH ST	SW HOMESTEAD AVE	DEAD END E. OF SW DOANS AVE	900	42	37,800	MiC - Minor Collector (6)	A - AC	92	21.06
4THST	030	SW 4TH ST	ACADEMY WAY	DAVIS AVE	1,280	37	47,360	MaC - Major Collector (5)	A - AC	88	18.50
4THST	040	SW 4TH ST	DAVIS AVE	BADE AVE	700	37	25,900	MaC - Major Collector (5)	A - AC	83	16.50
4THST	050	SW 4TH ST	BADE AVE	COLLEGE AVE	690	37	25,530	MaC - Major Collector (5)	A - AC	54	6.67
5THST	010	SW 5TH ST	BADE AVE	DEAD END EAST	460	28	12,880	R - Residential/Local	A - AC	40	5.36
6THST	010	SW 6TH ST	GRANDVIEW AVE	EVANS AVE	986	21	20,706	R - Residential/Local	A - AC	86	32.20
6THST	020	SW 6TH ST	EVANS AVE	SW DAVIS AVE (WEST INT)	390	45	17,550	R - Residential/Local	A - AC	32	2.34
6THST	030	SW 6TH ST	SW DAVIS AVE (WEST INT)	BADE AVE	703	33	23,199	R - Residential/Local	A - AC	56	12.52

Street ID	Section ID	Street Name	From	To	Length	Width	Area	Functional Class	Surface Type	Current PCI	Remaining Life
6THST	040	SW 6TH ST	BADE AVE	COLLEGE AVE	690	33	22,770	R - Residential/Local	A - AC	52	10.59
7THST	010	SW 7TH ST	EVANS AVE	DEAD END EAST	273	28	7,644	R - Residential/Local	A - AC	83	28.64
8THST	010	SW 8TH ST	DEAD END W. OF DAVIS AVE	DAVIS AVE	245	18	4,410	R - Residential/Local	A - AC	18	0.00
9THST	010	SW 9TH ST	BADE AVE	COLLEGE AVE	670	35	23,450	R - Residential/Local	A - AC	83	28.64
ACADEMY	010	SW ACADEMY WAY	4TH ST	WHITMAN DR	1,324	35	46,340	MaC - Major Collector (5)	A - AC	87	17.33
ALICIA	010	SW ALICIA LOOP	VIRGINIA ST	VIRGINIA ST	610	34	20,740	R - Residential/Local	A - AC	94	33.72
ANGELI	010	SW ANGELINA LOOP	VIRGINIA ST	VIRGINIA ST	670	34	22,780	R - Residential/Local	A - AC	94	33.64
BADEAV	010	SW BADE AVE	13TH ST	12TH ST	320	37	11,840	R - Residential/Local	A - AC	88	34.38
BADEAV	020	SW BADE AVE	12TH ST	10TH ST	645	40	25,800	R - Residential/Local	A - AC	84	30.22
BADEAV	030	SW BADE AVE	10TH ST	6TH ST	1,300	34	44,200	R - Residential/Local	A - AC	84	30.22
BADEAV	040	SW BADE AVE	6TH ST	4TH ST	671	38	25,498	R - Residential/Local	A - AC	85	30.38
CARVER	010	SW CARVER ST	HOMESTEAD RD	DOANS AVE	690	34	23,460	R - Residential/Local	A - AC	76	25.41
DAVISAV	010	SW DAVIS AVE	8TH ST	6TH ST	620	36	22,320	MaC - Major Collector (5)	A - AC	90	20.27
DAVISAV	020	SW DAVIS AVE	6TH ST	4TH ST	660	67	44,220	MaC - Major Collector (5)	A - AC	35	1.98
DAVISAV	030	SW DAVIS AVE	4TH ST	1ST ST (SOUTH INT)	988	43	42,484	MaC - Major Collector (5)	O - AC/AC	82	26.40
DAVISAV	040	SW DAVIS AVE	1ST ST (SOUTH INT)	WHITMAN DR	320	32	10,240	MaC - Major Collector (5)	O - AC/AC	85	28.65
DOANS	010	SW DOANS AVE	DEAD END S. OF JULIA ST	CARVER ST	1,640	34	55,760	MiC - Minor Collector (6)	A - AC	95	23.22
DOANS	020	SW DOANS AVE	CARVER ST	WHITMAN DR	995	25	24,875	MiC - Minor Collector (6)	A - AC	74	13.77
EVANSAV	010	SW EVANS AVE	DEAD END S. OF 7TH ST	6TH ST	598	35	20,930	R - Residential/Local	A - AC	86	32.20
EVANSAV	020	SW EVANS AVE	1ST ST	WHITMAN DR	315	36	11,340	R - Residential/Local	A - AC	83	28.64
GREELEY	010	SW GREELEY ST	4TH ST	90 FT W OF SW HOMESTEAD RD	810	34	27,540	R - Residential/Local	A - AC	88	31.22
GREELEY	020	SW GREELEY ST	90 FT W OF SW HOMESTEAD RD	SW DOANS AVE	870	34	29,580	R - Residential/Local	A - AC	74	22.86
HOMEST	010	SW HOMESTEAD AVE	DEAD END S. OF SW JULIA ST	170 FT S OF SW 4TH ST	1,000	34	34,000	R - Residential/Local	A - AC	93	33.28
HOMEST	020	SW HOMESTEAD RD	170 FT S OF SW 4TH ST	130 FT S OF SW CARVER ST	490	34	16,660	R - Residential/Local	A - AC	84	34.33
HOMEST	030	SW HOMESTEAD RD	130 FT S OF SW CARVER ST	W WHITMAN DR	1,100	34	37,400	R - Residential/Local	A - AC	70	20.54
JULIA	010	SW JULIA ST	VIRGINIA ST	HOMESTEAD AVE	660	34	22,440	R - Residential/Local	A - AC	94	33.72
JULIA	020	SW JULIA ST	HOMESTEAD AVE	DOANS AVE	680	34	23,120	R - Residential/Local	A - AC	94	33.72

Street ID	Section ID	Street Name	From	To	Length	Width	Area	Functional Class	Surface Type	Current PCI	Remaining Life
OAKWPL	010	SW OAKWOOD PL	6TH ST	CUL DE SAC SOUTH	220	16	3,520	R - Residential/Local	A - AC	15	0.00
PUFFLN	010	SW PUFF LN	10TH ST	CUL DE SAC SOUTH	350	40	14,000	R - Residential/Local	A - AC	84	30.22
RIPARCT	010	SW RIPARIAN CT	HOMESTEAD RD	DEAD END WEST	320	34	10,880	R - Residential/Local	A - AC	77	26.51
SETTLEM	010	SW SETTLEMENT	HOMESTEAD RD	DOANS AVE	680	34	23,120	R - Residential/Local	A - AC	90	32.20
VIRGINIA	010	SW VIRGINIA ST	DEAD END W. OF JULIA ST	DOANS AVE	2,350	34	79,900	R - Residential/Local	A - AC	93	33.28
TAUMAR	010	TAUMARSON RD	HWY 125	BLISS LN	740	41	30,340	MiA - Minor Arterial (4)	A - AC	69	14.37
TAUMAR	020	TAUMARSON RD	BLISS LN	FREEDOM PL	1,890	35	66,150	MiA - Minor Arterial (4)	A - AC	87	22.59
TAUMAR	030	TAUMARSON RD	FREEDOM PL	150 FT W. OF SEDGWICK CT	650	35	22,750	MiA - Minor Arterial (4)	A - AC	87	22.59
TAUMAR	040	TAUMARSON RD	150 FT W. OF SEDGWICK CT	SE JUSTICE AVE	820	35	28,700	MiA - Minor Arterial (4)	A - AC	74	18.18
WHITMAN	010	W WHITMAN DR	CITY LIMITS @ MARTIN FIELD LN	DOANS AVE	1,175	29	34,075	MaC - Major Collector (5)	A - AC	64	9.46
WHITMAN	020	W WHITMAN DR	DOANS AVE	ACADEMY WAY	1,471	29	42,659	MaC - Major Collector (5)	A - AC	64	9.89
WHITMAN	030	W WHITMAN DR	ACADEMY WAY	DAVIS AVE	1,286	36	46,296	MaC - Major Collector (5)	A - AC	79	15.43
WHITMAN	040	W WHITMAN DR	DAVIS AVE	W ADAMS AVE	1,020	37	37,740	MaC - Major Collector (5)	A - AC	79	15.43
WHITMAN	050	W WHITMAN DR	W ADAMS AVE	COLLEGE AVE	300	40	12,000	MaC - Major Collector (5)	A - AC	80	15.60
WALLULA	010	WALLULA AVE	ROSE ST	CITY LIMITS	110	38	4,180	MiA - Minor Arterial (4)	A - AC	47	6.43
WHISPCR	010	WHISPERING CREEK	DEAD END S.	8TH ST	450	35	15,750	R - Residential/Local	A - AC	93	33.28

Total Section Length:	204,135
Total Section Area:	7,139,829

Appendix F

Scenario - Planned CIP Projects

Scenarios - Sections Selected for Treatment

Scenario 1 - Unconstrained Needs
Scenario 2 - Current Budget Scenario
Scenario 3 - Maintain Current PCI
Scenario 4 - Increase PCI 5 points

*Each Scenario includes the Planned CIP projects from the current $25M budget for the next five years these sections are detailed in the Scenario - Planned CIP Projects report and marked with ** in the Sections selected for Treatment reports*

Scenarios - Planned CIP Projects

11/18/2022

Street ID	Section ID	Road Name	Begin Location	End Location	Length	Width	FC	Treatment
Year: 2023								
12THST	030	SE 12TH ST	COLLEGE AVE	BROADWAY AVE	341	45	C	MILL AND THICK OVERLAY
12THST	040	SE 12TH ST	BROADWAY AVE	CENTRAL AVE	1010	45	C	MILL AND THICK OVERLAY
12THST	050	SE 12TH ST	CENTRAL AVE	LARCH AVE	1250	45	C	MILL AND THICK OVERLAY
MOJON	010	MOJONNIER RD	BLUVUE LN	CHRISTENSEN LN	1370	23	C	RECONSTRUCT STRUCTURE (AC)
MOJON	020	MOJONNIER RD	CHRISTENSEN LN	320 FT W. OF COLLEGE AVE	1680	23	C	RECONSTRUCT STRUCTURE (AC)
MOJON	030	MOJONNIER RD	320 FT W. OF COLLEGE AVE	COLLEGE AVE	320	48	C	RECONSTRUCT STRUCTURE (AC)
Year: 2024								
BIRCHAV	050	SE BIRCH AVE	4TH ST	SE 3RD ST	320	18	R	RECONSTRUCT STRUCTURE (AC)
BIRCHAV	060	SE BIRCH AVE	SE 3RD ST	SE 2ND ST	320	20	R	RECONSTRUCT STRUCTURE (AC)
Year: 2025								
12THST	060	SE 12TH ST	LARCH AVE	GARRISON DR	2230	45	C	RECONSTRUCT STRUCTURE (AC)
12THST	070	SE 12TH ST	GARRISON DR	MYRA RD	1700	45	C	RECONSTRUCT STRUCTURE (AC)
Year: 2026								
CEDARAV	020	NE CEDAR AVE	A ST	C ST	712	39	R	2" OVERLAY
DEWEY	010	SE DEWEY DR	LARCH AVE	12TH ST	760	47	R	RECONSTRUCT STRUCTURE (AC)

Filter: Treatment <> DO NOTHING AND Scenario Projections_Selected = True AND Scenario Projections_Scenarios_Active Scenario For Report? = True AND Scenario Projections_Projection Selection Treatment = True

Street ID	Section ID	Road Name	Begin Location	End Location	Length	Width	FC	Treatment
Year : 2027								
SKYAVE	010	SE SKY AVE	SCENIC VIEW DR	12TH ST	607	38	R	RECONSTRUCT STRUCTURE (AC)
WHITMAN	010	W WHITMAN DR	CITY LIMITS @ MARTIN FIELD LN	DOANS AVE	1175	29	C	RECONSTRUCT STRUCTURE (AC)
WHITMAN	020	W WHITMAN DR	DOANS AVE	ACADEMY WAY	1471	29	C	RECONSTRUCT STRUCTURE (AC)

Scenarios - Sections Selected for Treatment

Interest: 5.00% Inflation: 3.00% Printed: 2/14/2023

Scenario: (1) Unconstrained Needs

Year	Budget	PM	Year	Budget	PM	Year	Budget	PM
2023	$5,080,082	0%	2025	$1,181,698	0%	2027	$440,978	0%
2024	$1,666,055	0%	2026	$2,434,388	0%			

Year: 2023

Street Name	Begin Location	End Location	Street ID	Section ID	Length	Width	Area	FC	Surface Type	Area ID	Current PCI	Treatment PCI Before	Treatment PCI After	Cost	Rating	Treatment
SW 10TH ST	DEAD END W. OF BADE AVE	BADE AVE	10THST	010	420	23	9,660	R	AC		86	87	93	$3,757	15,096	CRACK SEAL AND CHIP SEAL
SW 10TH ST	BADE AVE	COLLEGE AVE	10THST	020	670	26	17,420	R	AC		81	82	89	$6,774	20,953	CRACK SEAL AND CHIP SEAL
SW 12TH ST	CITY LIMITS WEST / HOUSE #602	BADE AVE	12THST	010	1,380	24	33,120	MiC	AC		67	67	77	$12,880	26,547	CRACK SEAL AND CHIP SEAL
SW 12TH ST	BADE AVE	COLLEGE AVE	12THST	020	670	36	24,120	MaC	AC		67	67	77	$9,380	26,547	CRACK SEAL AND CHIP SEAL
SE 3RD ST	ELM AVE	LARCH AVE	3RDST	050	845	35	29,575	R	AC		79	80	87	$11,501	23,403	CRACK SEAL AND CHIP SEAL
SW 4TH ST	DEAD END W. OF GREELEY ST	SW HOMESTEAD AVE	4THST	010	360	41	14,760	MiC	AC		87	87	93	$5,740	24,903	CRACK SEAL AND CHIP SEAL
SW 4TH ST	DAVIS AVE	BADE AVE	4THST	040	700	37	25,900	MaC	AC		83	83	90	$10,072	25,760	CRACK SEAL AND CHIP SEAL
SE 4TH ST	COLLEGE AVE	DATE AVE	4THST	060	1,290	37	47,730	MaC	AC		82	82	90	$18,562	27,455	CRACK SEAL AND CHIP SEAL
SE 4TH ST	DATE AVE	LARCH AVE	4THST	070	1,322	37	48,914	MaC	AC		83	83	90	$19,022	25,760	CRACK SEAL AND CHIP SEAL
SE 6TH ST	LARCH AVE	HIGHLAND PARK DR	6THST	080	210	35	7,350	R	AC		77	78	86	$2,858	23,885	CRACK SEAL AND CHIP SEAL
SE 8TH ST	BADE AVE	BIRCH AVE	8THST	020	1,300	35	45,500	MiC	AC		84	84	91	$17,694	26,447	CRACK SEAL AND CHIP SEAL
SE 8TH ST	BIRCH AVE	ELM AVE	8THST	030	980	35	34,300	MiC	AC		83	83	90	$13,339	25,763	CRACK SEAL AND CHIP SEAL
SE 8TH ST	ELM AVE	315 FT. WEST OF LARCH AVE	8THST	040	675	27	18,225	MiC	AC		80	80	88	$7,088	28,014	CRACK SEAL AND CHIP SEAL
SE 8TH ST	LARCH AVE	CUL DE SAC E.	8THST	060	620	34	21,080	R	AC		84	85	91	$8,198	17,867	CRACK SEAL AND CHIP SEAL
SE 9TH ST	BIRCH AVE	CEDAR AVE	9THST	030	410	35	14,350	R	AC		84	84	91	$5,581	24,297	CRACK SEAL AND CHIP SEAL
SE ADMIRAL PL	SENTRY DR	CUL DE SAC	ADMIRAL	010	140	35	4,900	R	AC		81	82	89	$1,906	20,954	CRACK SEAL AND CHIP SEAL
NE A ST	BIRCH AVE	IVY LN	AST	030	579	38	22,002	R	AC		79	80	87	$8,556	23,402	CRACK SEAL AND CHIP SEAL
SE BELMONT PL	STANFORD PL	CUL DE SAC SOUTH	BELMONT	010	210	40	8,400	R	AC		78	79	86	$3,267	24,365	CRACK SEAL AND CHIP SEAL
SE BLISS LN	TAUMARSON RD	CUL DE SAC EAST	BLISSLN	010	630	36	22,680	R	AC		89	89	95	$8,820	10,136	CRACK SEAL AND CHIP SEAL
SE BRIGADE PL	SENTRY DR	CUL DE SAC	BRIGADE	010	140	35	4,900	R	AC		82	83	90	$1,906	20,026	CRACK SEAL AND CHIP SEAL

** - Treatment from Project Selection

Scenarios Criteria:

Scenarios - Sections Selected for Treatment

Interest: 5.00% Inflation: 3.00% Printed: 2/14/2023

Scenario: (1) Unconstrained Needs

Year: 2023

Street Name	Begin Location	End Location	Street ID	Section ID	Length	Width	Area	FC	Surface Type	Area ID	Current PCI	Treatment PCI Before	Treatment PCI After	Cost	Rating	Treatment
NE CARGILL AVE	DAMSON AVE	120 FT EAST OF DAMSON AVE	CARGILL	010	120	36	4,320	R	AC		77	78	86	$1,680	23,316	CRACK SEAL AND CHIP SEAL
NE CARGILL AVE	CUL DE SAC SOUTH	NE SPITZENBURG ST	CARGILL	020	450	36	16,200	R	AC		75	76	84	$6,300	25,234	CRACK SEAL AND CHIP SEAL
SW CARVER ST	HOMESTEAD RD	DOANS AVE	CARVER	010	690	34	23,460	R	AC		76	77	85	$9,123	26,766	CRACK SEAL AND CHIP SEAL
SE CEDAR AVE	9TH ST	8TH ST	CEDARAV	010	320	35	11,200	R	AC		84	84	91	$4,356	24,297	CRACK SEAL AND CHIP SEAL
SE CEDAR BEND DR	COLLEGE AVE	DEAD END E. OF RED OAK AVE	CEDARB	010	710	26	18,460	R	AC		75	76	84	$7,179	25,234	CRACK SEAL AND CHIP SEAL
S COLLEGE AVE	150 FT S. OF LAMPERTI ST	LAMPERTI ST	COLLEGE	040	150	48	7,200	OPA	AC		68	68	78	$2,800	43,212	CRACK SEAL AND CHIP SEAL
S COLLEGE AVE	LAMPERTI ST	12TH ST	COLLEGE	050	1,301	48	62,448	OPA	AC		79	79	87	$24,285	36,027	CRACK SEAL AND CHIP SEAL
S COLLEGE AVE	12TH ST	10TH ST	COLLEGE	060	640	48	30,720	OPA	AC		81	81	89	$11,947	37,607	CRACK SEAL AND CHIP SEAL
S COLLEGE AVE	10TH ST	6TH ST	COLLEGE	070	1,310	38	49,780	OPA	AC		80	80	88	$19,359	36,840	CRACK SEAL AND CHIP SEAL
S COLLEGE AVE	6TH ST	WHITMAN DR	COLLEGE	080	2,000	34	68,000	OPA	AC		80	80	88	$26,444	36,840	CRACK SEAL AND CHIP SEAL
N COLLEGE AVE	WHITMAN DR	ROSE ST	COLLEGE	090	1,719	37	63,603	OPA	AC		83	84	91	$24,735	39,172	CRACK SEAL AND CHIP SEAL
N COLLEGE AVE	ROSE ST	CITY LIMITS (30 FT N. OF BLALO	COLLEGE	100	280	44	12,320	MiA	AC		75	75	84	$4,791	32,804	CRACK SEAL AND CHIP SEAL
SE COMMERCIAL DR	HWY 125	SCENIC VIEW DR	COMMERC	010	330	43	14,190	MaC	AC		79	79	87	$5,518	30,618	CRACK SEAL AND CHIP SEAL
SE COMMERCIAL DR	SCENIC VIEW DR	MYRA RD	COMMERC	020	2,346	27	63,342	R	AC		80	81	88	$24,633	25,221	CRACK SEAL AND CHIP SEAL
SE COMMODORE PL	SENTRY DR	CUL DE SAC	COMMODO	010	190	35	6,650	R	AC		80	81	88	$2,586	21,688	CRACK SEAL AND CHIP SEAL
NE DAMSON AVE	CUL DE SAC S.	C ST	DAMSON	010	230	37	8,510	R	AC		74	75	83	$3,309	24,731	CRACK SEAL AND CHIP SEAL
NE DANNER	C ST	DEAD END N.	DANNER	010	192	27	5,184	R	AC		82	83	90	$2,016	20,029	CRACK SEAL AND CHIP SEAL
SW DAVIS AVE	4TH ST	1ST ST (SOUTH INT)	DAVISAV	030	988	43	42,484	MaC	AC/AC		82	83	90	$16,522	34,832	CRACK SEAL AND CHIP SEAL
SW DAVIS AVE	1ST ST (SOUTH INT)	WHITMAN DR	DAVISAV	040	320	32	10,240	MaC	AC/AC		85	85	91	$3,982	36,213	CRACK SEAL AND CHIP SEAL
NE DECCIO RD	WHITMAN DR	C ST	DECCIO	010	810	34	27,540	R	AC		79	80	87	$10,710	22,363	CRACK SEAL AND CHIP SEAL
NW EARL LN	EVANS AVE	WHITMAN DR	EARLLN	010	1,029	36	37,044	R	AC		82	83	90	$14,406	20,025	CRACK SEAL AND CHIP SEAL
NE ELDER PL	C ST	CUL DE SAC	ELDERPL	010	220	40	8,800	R	AC		73	74	82	$3,422	25,148	CRACK SEAL AND CHIP SEAL
SE ELM AVE	5TH ST	150 FT S. OF 3RD ST	ELMAV	030	485	32	15,520	R	AC		74	75	83	$6,036	24,731	CRACK SEAL AND CHIP SEAL

** - Treatment from Project Selection

Scenarios Criteria:

Scenarios - Sections Selected for Treatment

Interest: 5.00% Inflation: 3.00% Printed: 2/14/2023

Scenario: (1) Unconstrained Needs

Year: 2023

Street Name	Begin Location	End Location	Street ID	Section ID	Length	Width	Area	FC	Surface Type	Area ID	Current PCI	Treatment PCI Before	Treatment PCI After	Cost	Rating	Treatment
SE ENSIGN PL	SENTRY DR	CUL DE SAC	ENSIGN	010	230	35	8,050	R	AC		83	84	91	$3,131	19,019	CRACK SEAL AND CHIP SEAL
NE FERNWOOD PL	C ST	CUL DE SAC	FERNWPL	010	450	36	16,200	R	AC		78	78	86	$6,300	34,671	CRACK SEAL AND CHIP SEAL
SE GARRISON DR	12TH ST	SENTRY DR	GARRISON	010	300	35	10,500	R	AC		81	82	89	$4,083	20,954	CRACK SEAL AND CHIP SEAL
SE GARRISON VILLAGE WAY	BEGIN ROUNDABOUT	END ROUNDABOUT	GARRVILL	010	640	19	12,160	R	AC		74	74	82	$4,729	32,725	CRACK SEAL AND CHIP SEAL
SE GARRISON VILLAGE WAY	ROUNDABOUT	MYRA RD	GARRVILL	020	400	30	12,000	R	AC		80	81	88	$4,667	21,685	CRACK SEAL AND CHIP SEAL
SW GREELEY ST	4TH ST	90 FT W OF SW HOMESTEAD RD	GREELEY	010	810	34	27,540	R	AC		88	88	94	$10,710	11,854	CRACK SEAL AND CHIP SEAL
SW GREELEY ST	90 FT W OF SW HOMESTEAD RD	SW DOANS AVE	GREELEY	020	870	34	29,580	R	AC		74	75	83	$11,503	24,728	CRACK SEAL AND CHIP SEAL
NE HADLEY WAY	WHITMAN DR	WHITMAN DR	HADLEY	010	790	35	27,650	R	AC		76	77	85	$10,753	24,591	CRACK SEAL AND CHIP SEAL
SE HICKORY CT	CEDAR BEND DR	CUL DE SAC S-E	HICKOR	010	430	26	11,180	R	AC		77	78	86	$4,348	23,880	CRACK SEAL AND CHIP SEAL
SW HOMESTEAD RD	170 FT S OF SW 4TH ST	130 FT S OF SW CARVER ST	HOMEST	020	490	34	16,660	R	AC		84	84	91	$6,479	30,499	CRACK SEAL AND CHIP SEAL
NE KINGWOOD PL	C ST	CUL DE SAC	KINGWPL	010	450	36	16,200	R	AC		79	80	87	$6,300	22,363	CRACK SEAL AND CHIP SEAL
SE LANDEN DR	MOCKINGBIRD DR	LARCH AVE	LANDEN	010	580	35	20,300	R	AC		78	79	86	$7,894	24,362	CRACK SEAL AND CHIP SEAL
SE LARCH AVE	DEAD END S.	LAMPERTI ST	LARCHAV	020	490	47	23,030	R	AC		77	78	86	$8,956	23,880	CRACK SEAL AND CHIP SEAL
SE LARCH AVE	LAMPERTI ST	12TH ST	LARCHAV	030	1,270	47	59,690	MiA	AC/AC		85	85	91	$23,213	56,318	CRACK SEAL AND CHIP SEAL
SE LARCH AVE	12TH ST	8TH ST	LARCHAV	040	1,320	47	62,040	MiA	AC/AC		88	88	94	$24,127	59,735	CRACK SEAL AND CHIP SEAL
SE LARCH AVE	8TH ST	4TH ST	LARCHAV	050	1,320	47	62,040	MiA	AC/AC		87	87	93	$24,127	58,588	CRACK SEAL AND CHIP SEAL
SE MAPLE AVE	S. OF #107 / SE TAMARACK ST	N. OF HOUSE # 101	MAPLEAV	010	220	26	5,720	R	AC		69	70	79	$2,224	24,789	CRACK SEAL AND CHIP SEAL
SE MAPLE AVE	N. OF HOUSE # 101	WHITMAN DR	MAPLEAV	020	500	26	13,000	R	AC		82	82	89	$5,056	31,700	CRACK SEAL AND CHIP SEAL
NW MARIA ST	CUL DE SAC W. OF VERA PL	BLALOCK DR	MARIA	010	1,160	34	39,440	R	AC		83	83	90	$15,338	31,175	CRACK SEAL AND CHIP SEAL
SE MARINE DR	12TH ST	MARINE DR (MAIN PORTION)	MARINE	010	140	35	4,900	R	AC		83	84	91	$1,906	19,019	CRACK SEAL AND CHIP SEAL
SE MARINE DR	SENTRY DR	SENTRY DR	MARINE	020	830	36	29,880	R	AC		79	80	87	$11,620	22,360	CRACK SEAL AND CHIP SEAL
SE MOCKINGBIRD DR	CUL DE SAC W. OF LANDEN DR	LARCH AVE	MOCKING	010	820	35	28,700	R	AC		77	78	86	$11,161	23,880	CRACK SEAL AND CHIP SEAL
NE MULBERRY CT	WHITMAN DR	CUL DE SAC N.	MULBERRY	010	390	34	13,260	R	AC		74	75	83	$5,157	24,728	CRACK SEAL AND CHIP SEAL

** - Treatment from Project Selection

Scenarios Criteria:

Scenarios - Sections Selected for Treatment

Interest: 5.00% Inflation: 3.00% Printed: 2/14/2023

Scenario: (1) Unconstrained Needs

Year: 2023

Street Name	Begin Location	End Location	Street ID	Section ID	Length	Width	Area	FC	Surface Type	Area ID	Current PCI	Treatment PCI Before	Treatment PCI After	Cost	Rating	Treatment
NE MYRA RD	ROSE ST	CITY LIMITS 260 FT N. OF DAWSO	MYRARD	010	1,140	54	61,560	MiA	AC		76	77	85	$23,940	44,358	CRACK SEAL AND CHIP SEAL
SE NEWGATE DR	SCENIC VIEW DR	12TH ST	NEWGAT	020	1,046	36	37,656	R	AC		77	77	85	$14,644	33,235	CRACK SEAL AND CHIP SEAL
SE PEPPERIDGE PL	RED OAK AVE	CUL DE SAC WEST	PEPPER	010	480	26	12,480	R	AC		75	76	84	$4,853	25,234	CRACK SEAL AND CHIP SEAL
NW PONTI MORO CT	SPAGNUOLO LP	CUL DE SAC	PONTI	010	150	36	5,400	R	AC		83	84	91	$2,100	19,020	CRACK SEAL AND CHIP SEAL
SE RED OAK AVE	CEDAR BEND DR	LAMPERTI ST	REDOAK	010	394	26	10,244	R	AC		76	77	85	$3,984	24,589	CRACK SEAL AND CHIP SEAL
NE REDWOOD PL	C ST	CUL DE SAC	REDWPL	010	300	36	10,800	R	AC		84	85	91	$4,200	17,878	CRACK SEAL AND CHIP SEAL
SW RIPARIAN CT	HOMESTEAD RD	DEAD END WEST	RIPARCT	010	320	34	10,880	R	AC		77	78	86	$4,231	27,298	CRACK SEAL AND CHIP SEAL
NE ROSE ST	COLLEGE AVE	DAMSON AVE	ROSEST	010	1,320	34	44,880	OPA	AC		75	75	84	$17,453	32,804	CRACK SEAL AND CHIP SEAL
SE SCENIC VIEW DR	LARCH AVE	HOUSE #1051	SCENICV	030	1,170	40	46,800	MaC	AC		83	83	90	$18,200	25,760	CRACK SEAL AND CHIP SEAL
SE SCENIC VIEW DR	125 FT E. OF FALBO DR	COMMERCIAL DR	SCENICV	050	423	27	11,421	MaC	AC		81	81	89	$4,442	32,442	CRACK SEAL AND CHIP SEAL
NE SEDONA LN	LAMBERT AVE	DEAD END WEST / HOUSE #745	SEDONA	010	150	34	5,100	R	AC		79	80	87	$1,983	23,400	CRACK SEAL AND CHIP SEAL
SE SENTRY DR	LARCH AVE	MARINE DR (WEST INT)	SENTRYDR	010	140	35	4,900	R	AC		81	82	89	$1,906	20,954	CRACK SEAL AND CHIP SEAL
SE SENTRY DR	MARINE DR (WEST INT)	BRIGADE PL	SENTRYDR	020	1,291	36	46,476	R	AC		81	82	89	$18,074	20,954	CRACK SEAL AND CHIP SEAL
SE SENTRY DR	BRIGADE PL	GARRISON DR	SENTRYDR	030	928	36	33,408	R	AC		83	84	91	$12,992	19,019	CRACK SEAL AND CHIP SEAL
SE SENTRY DR	GARRISON DR	CUL DE SAC E.	SENTRYDR	040	550	36	19,800	R	AC		80	81	88	$7,700	21,688	CRACK SEAL AND CHIP SEAL
NW SPAGNUOLO LOOP	B ST	B ST	SPAGNU	010	890	36	32,040	R	AC		81	82	89	$12,460	20,957	CRACK SEAL AND CHIP SEAL
NE SPRUCEWOOD PL	C ST	CUL DE SAC	SPRUCEPL	010	360	36	12,960	R	AC		80	81	88	$5,040	21,692	CRACK SEAL AND CHIP SEAL
SE TAMARACK ST	LARCH AVE	MAPLE AVE	TAMARACK	010	380	35	13,300	R	AC		75	76	84	$5,172	25,234	CRACK SEAL AND CHIP SEAL
TAUMARSON RD	HWY 125	BLISS LN	TAUMAR	010	740	41	30,340	MiA	AC		69	69	79	$11,799	37,140	CRACK SEAL AND CHIP SEAL
TAUMARSON RD	BLISS LN	FREEDOM PL	TAUMAR	020	1,890	35	66,150	MiA	AC		87	87	93	$25,725	22,588	CRACK SEAL AND CHIP SEAL
TAUMARSON RD	FREEDOM PL	150 FT W. OF SEDGWICK CT	TAUMAR	030	650	35	22,750	MiA	AC		87	87	93	$8,847	22,588	CRACK SEAL AND CHIP SEAL
TAUMARSON RD	150 FT W. OF SEDGWICK CT	SE JUSTICE AVE	TAUMAR	040	820	35	28,700	MiA	AC		74	74	83	$11,161	44,009	CRACK SEAL AND CHIP SEAL
NW VERA PL	MARIA ST	BLALOCK DR	VERAPL	010	298	34	10,132	R	AC		83	83	90	$3,940	31,175	CRACK SEAL AND CHIP SEAL

** - Treatment from Project Selection

Scenarios Criteria:

Scenarios - Sections Selected for Treatment

Interest: 5.00% Inflation: 3.00% Printed: 2/14/2023

Scenario: (1) Unconstrained Needs

Year: 2023

Street Name	Begin Location	End Location	Street ID	Section ID	Length	Width	Area	FC	Surface Type	Area ID	Current PCI	Treatment PCI Before	Treatment PCI After	Cost	Rating	Treatment
W WHITMAN DR	ACADEMY WAY	DAVIS AVE	WHITMAN	030	1,286	36	46,296	MaC	AC		79	79	87	$18,004	28,956	CRACK SEAL AND CHIP SEAL
W WHITMAN DR	DAVIS AVE	W ADAMS AVE	WHITMAN	040	1,020	37	37,740	MaC	AC		79	79	87	$14,677	28,956	CRACK SEAL AND CHIP SEAL
W WHITMAN DR	W ADAMS AVE	COLLEGE AVE	WHITMAN	050	300	40	12,000	MaC	AC		80	80	88	$4,667	28,007	CRACK SEAL AND CHIP SEAL
E WHITMAN DR	COLLEGE AVE	ASH AVE	WHITMAN	060	350	38	13,300	MiA	AC		80	81	88	$5,172	41,170	CRACK SEAL AND CHIP SEAL
E WHITMAN DR	ASH AVE	BIRCH AVE	WHITMAN	070	343	37	12,691	MiA	AC		80	81	88	$4,935	41,170	CRACK SEAL AND CHIP SEAL
E WHITMAN DR	440 FT E. OF BIRCH AVE	140 FT E. OF TREMONT DR	WHITMAN	090	580	37	21,460	MiA	AC		84	85	91	$8,346	37,565	CRACK SEAL AND CHIP SEAL
E WHITMAN DR	LARCH AVE	DECCIO RD	WHITMAN	110	1,105	37	40,885	MiA	AC		77	78	86	$15,900	52,802	CRACK SEAL AND CHIP SEAL
E WHITMAN DR	DECCIO RD	MYRA RD	WHITMAN	120	1,180	40	47,200	MiA	AC		74	75	83	$18,356	48,827	CRACK SEAL AND CHIP SEAL
											Treatment Total			$941,722		
SE SCENIC VIEW DR	HOUSE #1051	125 FT E. OF FALBO DR	SCENICV	040	680	26	17,680	MaC	AC		69	69	100	$54,022	12,123	2" OVERLAY
E WHITMAN DR	BIRCH AVE	440 FT E. OF BIRCH AVE	WHITMAN	080	440	37	16,280	MiA	AC		63	63	100	$49,744	16,575	2" OVERLAY
											Treatment Total			$103,767		
WALLULA AVE	ROSE ST	CITY LIMITS	WALLULA	010	110	38	4,180	MiA	AC		47	47	100	$16,256	15,960	2.5" OVERLAY W/DIGOUTS
											Treatment Total			$16,256		
SW 5TH ST	BADE AVE	DEAD END EAST	5THST	010	460	28	12,880	R	AC		40	40	100	$35,778	13,722	1.75" OVERLAY W/DIGOUTS
SE 5TH ST	HILLCREST DR	LARCH AVE	5THST	040	310	34	10,540	R	AC		41	41	100	$29,278	13,662	1.75" OVERLAY W/DIGOUTS
SE 6TH ST	COLLEGE AVE	DATE AVE	6THST	050	1,290	33	42,570	R	AC		42	42	100	$118,250	13,592	1.75" OVERLAY W/DIGOUTS
SE 6TH ST	DATE AVE	ELM AVE	6THST	060	320	33	10,560	R	AC		48	48	100	$29,333	13,088	1.75" OVERLAY W/DIGOUTS
SE 6TH ST	ELM AVE	LARCH AVE	6THST	070	980	33	32,340	R	AC		45	45	100	$89,833	13,365	1.75" OVERLAY W/DIGOUTS
NE ALDEN ST	DEAD END W. OF NE VILLA AVE	95 FT W. OF TROUTDALE AVE	ALDEN	010	450	35	15,750	R	AC		49	49	100	$43,750	12,978	1.75" OVERLAY W/DIGOUTS
SE BRENTWOOD PL	LARCH AVE	CUL DE SAC WEST	BRENTPL	010	435	35	15,225	R	AC		47	47	100	$42,292	13,189	1.75" OVERLAY W/DIGOUTS
NE CRISCOLA AVE	DAWSON ST	EMPIRE ST	CRISCOLA	030	225	35	7,875	R	AC		41	41	100	$21,875	13,663	1.75" OVERLAY W/DIGOUTS
NE DAMSON AVE	CARGILL AVE	ROSE ST	DAMSON	030	521	32	16,672	R	AC		42	42	100	$46,311	13,592	1.75" OVERLAY W/DIGOUTS

** - Treatment from Project Selection

Scenarios Criteria:

Scenarios - Sections Selected for Treatment

Interest: 5.00% Inflation: 3.00% Printed: 2/14/2023

Scenario: (1) Unconstrained Needs

Year: 2023

Street Name	Begin Location	End Location	Street ID	Section ID	Length	Width	Area	FC	Surface Type	Area ID	Current PCI	Treatment PCI Before	Treatment PCI After	Cost	Rating	Treatment
NE DAWSON ST	CITY LIMITS W. OF VILLA AVE	FLEETWOOD AVE	DAWSON	010	325	35	11,375	R	AC		47	47	100	$31,597	13,189	1.75" OVERLAY W/DIGOUTS
SE HIGHLAND PARK DR	4TH ST	170 FT N. OF DAVIN DR (N INT)	HIGHLAND	020	1,630	42	68,460	R	AC		48	48	100	$190,167	13,088	1.75" OVERLAY W/DIGOUTS
SE HILLCREST DR	DEAD END S. OF 5TH ST	SE 4TH ST	HILLCR	010	440	33	14,520	R	AC		43	43	100	$40,333	13,523	1.75" OVERLAY W/DIGOUTS
SE RAVEN LN	SE MOCKINGBIRD DR	CUL DE SAC	RAVEN	010	148	28	4,144	R	AC		40	40	100	$11,511	13,724	1.75" OVERLAY W/DIGOUTS
SE VISTA PL	12TH ST	CUL DE SAC EAST	VISTAPL	010	390	27	10,530	R	AC		41	41	100	$29,250	13,662	1.75" OVERLAY W/DIGOUTS
											Treatment Total			$759,558		
SE CENTRAL AVE	SCENIC VIEW DR	12TH ST	CENTRAL	020	580	42	24,360	R	AC		68	69	78	$13,533	17,492	CRACK SEAL, PATCH, AND CHIP SEAL
											Treatment Total			$13,533		
SW 11TH ST	DEAD END W. OF BADE AVE	BADE AVE	11THST	010	327	40	13,080	R	AC		85	86	87	$28	648,060	SEAL CRACKS
SW 13TH ST	BADE AVE	COLLEGE AVE	13THST	010	670	32	21,440	R	AC		86	87	88	$42	671,725	SEAL CRACKS
SW 1ST ST	ACADEMY WAY	DAVIS AVE	1STST	010	1,270	26	33,020	R	AC		80	81	82	$101	671,505	SEAL CRACKS
SW 2ND ST	ACADEMY WAY	DAVIS AVE	2NDST	010	1,270	24	30,480	R	AC		81	82	83	$87	703,799	SEAL CRACKS
SE 2ND ST	ASH AVE	DATE AVE	2NDST	020	780	40	31,200	R	AC		88	88	89	$51	515,918	SEAL CRACKS
SW 3RD ST	ACADEMY WAY	DAVIS AVE	3RDST	010	1,270	24	30,480	R	AC		81	82	83	$87	703,799	SEAL CRACKS
SE 3RD ST	COLLEGE AVE	ASH AVE	3RDST	020	350	39	13,650	R	AC		83	84	85	$34	660,450	SEAL CRACKS
SE 3RD ST	ASH AVE	DATE AVE	3RDST	030	903	39	35,217	R	AC		83	84	85	$88	660,450	SEAL CRACKS
SE 3RD ST	DATE AVE	ELM AVE	3RDST	040	480	39	18,720	R	AC		84	85	86	$43	687,020	SEAL CRACKS
SW 4TH ST	ACADEMY WAY	DAVIS AVE	4THST	030	1,280	37	47,360	MaC	AC		88	88	89	$78	724,835	SEAL CRACKS
SE 5TH ST	DATE AVE	ELM AVE	5THST	020	485	36	17,460	R	AC		86	87	88	$34	671,725	SEAL CRACKS
SE 5TH ST	ELM AVE	DEAD END EAST	5THST	030	351	36	12,636	R	AC		85	86	87	$27	648,060	SEAL CRACKS
SW 6TH ST	GRANDVIEW AVE	EVANS AVE	6THST	010	986	21	20,706	R	AC		86	87	88	$40	671,725	SEAL CRACKS
SW 7TH ST	EVANS AVE	DEAD END EAST	7THST	010	273	28	7,644	R	AC		83	84	85	$19	660,450	SEAL CRACKS
SW 9TH ST	BADE AVE	COLLEGE AVE	9THST	010	670	35	23,450	R	AC		83	84	85	$58	660,450	SEAL CRACKS
SW ACADEMY WAY	4TH ST	WHITMAN DR	ACADEMY	010	1,324	35	46,340	MaC	AC		87	87	88	$84	700,793	SEAL CRACKS
SE ASH AVE	4TH ST	WHITMAN DR	ASHAVE	010	1,320	42	55,440	MaC	AC		87	87	88	$100	763,272	SEAL CRACKS
NE ASH AVE	WHITMAN DR	A ST	ASHAVE	020	617	42	25,914	MaC	AC		88	88	89	$42	787,820	SEAL CRACKS
NE ASH AVE	A ST	C ST	ASHAVE	030	690	42	28,980	MaC	AC		87	87	88	$52	763,272	SEAL CRACKS
NE A ST	COLLEGE AVE	ASH AVE	AST	010	330	38	12,540	R	AC		82	83	84	$34	685,331	SEAL CRACKS
NE A ST	ASH AVE	BIRCH AVE	AST	020	320	38	12,160	R	AC		83	84	85	$30	660,298	SEAL CRACKS
NE A ST	IVY LN	TREMONT DR	AST	040	390	38	14,820	R	AC		81	82	83	$42	703,799	SEAL CRACKS
SW BADE AVE	13TH ST	12TH ST	BADEAV	010	320	37	11,840	R	AC		88	89	89	$19	633,051	SEAL CRACKS

** - Treatment from Project Selection

Scenarios Criteria:

Scenarios - Sections Selected for Treatment

Interest: 5.00% Inflation: 3.00% Printed: 2/14/2023

Scenario: (1) Unconstrained Needs

Year: 2023

Street Name	Begin Location	End Location	Street ID	Section ID	Length	Width	Area	FC	Surface Type	Area ID	Current PCI	Treatment PCI Before	Treatment PCI After	Cost	Rating	Treatment
SW BADE AVE	12TH ST	10TH ST	BADEAV	020	645	40	25,800	R	AC		84	85	86	$59	687,020	SEAL CRACKS
SW BADE AVE	10TH ST	6TH ST	BADEAV	030	1,300	34	44,200	R	AC		84	85	86	$102	687,020	SEAL CRACKS
SW BADE AVE	6TH ST	4TH ST	BADEAV	040	671	38	25,498	R	AC		85	86	87	$54	648,060	SEAL CRACKS
SE BIRCH AVE	150 FT S. OF 10TH ST / #1010	8TH ST	BIRCHAV	020	800	35	28,000	R	AC		79	80	81	$91	654,697	SEAL CRACKS
SE BIRCH AVE	8TH ST	6TH ST	BIRCHAV	030	660	35	23,100	R	AC		83	84	85	$58	660,298	SEAL CRACKS
SE BIRCH AVE	CUL DE SAC S. OF WHITMAN DR	WHITMAN DR	BIRCHAV	070	240	35	8,400	R	AC		83	84	85	$21	660,298	SEAL CRACKS
NE BIRCH AVE	WHITMAN DR	A ST	BIRCHAV	080	590	35	20,650	R	AC		81	82	83	$59	703,799	SEAL CRACKS
NE BIRCH AVE	A ST	C ST	BIRCHAV	090	710	39	27,690	R	AC		84	85	86	$64	686,868	SEAL CRACKS
BLALOCK DR	VERA PL	COLLEGE AVE	BLALOCK	010	1,136	29	32,944	R	AC		81	82	83	$94	703,799	SEAL CRACKS
SE BROADWAY AVE	SE MOUNTAIN VIEW DR	SE 12TH ST	BROADW	030	300	28	8,400	R	AC		82	83	84	$22	685,331	SEAL CRACKS
SE BROADWAY AVE	12TH ST	DEAD END NORTH	BROADW	040	575	33	18,975	R	AC		84	85	86	$44	686,868	SEAL CRACKS
NW B ST	EVANS AVE	RUBY LN	BST	010	343	35	12,005	R	AC		85	86	87	$26	647,863	SEAL CRACKS
NW B ST	RUBY LN	100 FT E. OF LAURELLA LN	BST	020	300	32	9,600	R	AC		84	85	86	$22	686,868	SEAL CRACKS
NW B ST	100 FT E. OF LAURELLA LN	130 FT W. OF SCHNABELL LN	BST	030	350	29	10,150	R	AC		86	87	88	$20	671,526	SEAL CRACKS
NW B ST	130 FT W. OF SCHNABELL LN	COLLEGE AVE	BST	040	670	36	24,120	R	AC		80	81	82	$74	671,505	SEAL CRACKS
SE CENTRAL AVE	VALLEY DR	SCENIC VIEW DR	CENTRAL	010	612	38	23,256	R	AC		82	83	84	$62	685,331	SEAL CRACKS
S COLLEGE AVE	HWY 125	SCHOOL BUS YARD EXIT	COLLEGE	010	1,070	42	44,940	OPA	AC		88	89	89	$73	1,192,110	SEAL CRACKS
NE C ST	COLLEGE AVE	DAMSON AVE	CST	010	1,290	34	43,860	MaC	AC/AC		88	88	89	$5	9,757,811	SEAL CRACKS
NE DANNER (SPUR)	NE DANNER	DEAD END EAST	DANNER	020	100	29	2,900	R	AC		83	84	85	$7	660,147	SEAL CRACKS
SE DATE AVE	12TH ST	8TH ST	DATEAV	010	1,324	35	46,340	MaC	AC		86	86	88	$91	865,051	SEAL CRACKS
SE DATE AVE	8TH ST	4TH ST	DATEAV	020	1,310	35	45,850	MaC	AC		86	86	88	$90	865,051	SEAL CRACKS
SE DATE AVE	3RD ST	2ND ST	DATEAV	030	420	34	14,280	R	AC		84	85	86	$33	687,020	SEAL CRACKS
NE DAWSON ST	CRISCOLA AVE	MYRA RD	DAWSON	030	100	35	3,500	R	AC		80	81	82	$11	671,405	SEAL CRACKS
SE EDGEMONT PL	12TH ST	STANFORD PL	EDGEMO	010	254	40	10,160	R	AC		84	85	86	$23	687,020	SEAL CRACKS
SE ELM AVE	8TH ST	6TH ST	ELMAV	010	650	35	22,750	R	AC		81	82	83	$65	703,900	SEAL CRACKS
SW EVANS AVE	DEAD END S. OF 7TH ST	6TH ST	EVANSAV	010	598	35	20,930	R	AC		86	87	88	$41	671,725	SEAL CRACKS
SW EVANS AVE	1ST ST	WHITMAN DR	EVANSAV	020	315	36	11,340	R	AC		83	84	85	$28	660,450	SEAL CRACKS
NE IVY LN	WHITMAN DR	A ST	IVYLN	010	650	40	26,000	R	AC		86	87	88	$51	671,725	SEAL CRACKS
NE LAMBERT AVE	C ST	SPITZENBURG ST	LAMBERT	010	590	18	10,620	MaC	AC		79	79	81	$35	760,137	SEAL CRACKS
NE LAMBERT AVE	SPITZENBURG ST	ROSE ST	LAMBERT	020	550	18	9,900	MaC	AC		75	75	78	$40	679,175	SEAL CRACKS

** - Treatment from Project Selection

Scenarios Criteria:

Scenarios - Sections Selected for Treatment

Interest: 5.00% Inflation: 3.00% Printed: 2/14/2023

Scenario: (1) Unconstrained Needs

Year: 2023

Street Name	Begin Location	End Location	Street ID	Section ID	Length	Width	Area	FC	Surface Type	Area ID	Current PCI	Treatment PCI Before	Treatment PCI After	Cost	Rating	Treatment
SE LAMPERTI ST	COLLEGE AVE	175 FT W. OF RED OAK AVE	LAMPER	010	410	40	16,400	MiA	AC/AC		83	83	85	$36	957,376	SEAL CRACKS
SE LINDA DR	VALLEY DR	SUNNY DR	LINDADR	010	270	38	10,260	R	AC		84	85	86	$24	686,868	SEAL CRACKS
SE MOUNTAIN VIEW DR	BROADWAY AVE	CENTRAL AVE	MOUNTVI	010	1,009	40	40,360	R	AC		81	82	83	$116	703,799	SEAL CRACKS
OWENS RD	1170 FT N. OF MOJONNIER RD (CI	WASTEWATER TREATMENT	OWENS	010	920	22	20,240	R	AC		86	87	88	$39	671,327	SEAL CRACKS
SW PUFF LN	10TH ST	CUL DE SAC SOUTH	PUFFLN	010	350	40	14,000	R	AC		84	85	86	$32	687,020	SEAL CRACKS
SE SCENIC VIEW DR	BROADWAY AVE	CENTRAL AVE	SCENICV	010	1,010	40	40,400	R	AC		82	83	84	$108	685,331	SEAL CRACKS
SE SCENIC VIEW DR	CENTRAL AVE	LARCH AVE	SCENICV	020	1,269	40	50,760	R	AC		82	83	84	$136	652,865	SEAL CRACKS
SE STANFORD PL	DATE AVE	CUL DE SAC EAST	STANFORD	010	600	40	24,000	R	AC		80	81	82	$73	671,606	SEAL CRACKS
SUNCREST TER	CITY LIMITS WEST / HOUSE #841	GRANDVIEW AVE	SUNCRE	010	570	20	11,400	R	AC		83	84	85	$28	660,450	SEAL CRACKS
SE SUNNY DR	COLLEGE AVE	CENTRAL AVE	SUNNYDR	010	1,350	39	52,650	R	AC		84	85	86	$121	686,868	SEAL CRACKS
NE TREMONT DR	WHITMAN DR	A ST	TREMONT	010	762	38	28,956	R	AC		81	82	83	$83	703,799	SEAL CRACKS
SE VALLEY DR	LINDA DR	CENTRAL AVE	VALLEY	010	590	28	16,520	R	AC		81	82	83	$47	703,799	SEAL CRACKS
SE VALLEY DR	CENTRAL AVE	CUL DE SAC NORTH EAST	VALLEY	020	650	24	15,600	R	AC		80	81	82	$48	671,505	SEAL CRACKS
SE VALLEY VIEW TER	VALLEY DR	SCENIC VIEW DR	VALLVI	010	590	15	8,850	R	AC		86	87	88	$17	671,526	SEAL CRACKS
											Treatment Total			$3,595		
**SE 12TH ST	COLLEGE AVE	BROADWAY AVE	12THST	030	341	45	15,345	MiA	AC		61	61	100	$0	0	MILL AND THICK OVERLAY
**SE 12TH ST	BROADWAY AVE	CENTRAL AVE	12THST	040	1,010	45	45,450	MiA	AC		55	55	100	$0	0	MILL AND THICK OVERLAY
**SE 12TH ST	CENTRAL AVE	LARCH AVE	12THST	050	1,250	45	56,250	MiA	AC		55	55	100	$0	0	MILL AND THICK OVERLAY
											Treatment Total			$0		
SE 10TH ST	BIRCH AVE	DATE AVE	10THST	040	650	32	20,800	R	AC		12	12	100	$254,222	3,091	RECONSTRUCT STRUCTURE (AC)
SE 11TH ST	BIRCH AVE	DATE AVE	11THST	020	680	36	24,480	R	AC		16	16	100	$299,200	3,091	RECONSTRUCT STRUCTURE (AC)
SW 8TH ST	DEAD END W. OF DAVIS AVE	DAVIS AVE	8THST	010	245	18	4,410	R	AC		18	18	100	$53,900	3,091	RECONSTRUCT STRUCTURE (AC)
NE BELROY ST	WESTFAIR AVE	CRISCOLA AVE	BELROY	010	560	35	19,600	R	AC		23	23	100	$239,556	3,091	RECONSTRUCT STRUCTURE (AC)
SE BIRCH AVE	12TH ST	150 FT S. OF 10TH ST / #1010	BIRCHAV	010	510	26	13,260	R	AC		15	15	100	$162,067	3,091	RECONSTRUCT STRUCTURE (AC)
SE BIRCH AVE	6TH ST	4TH ST	BIRCHAV	040	670	35	23,450	R	AC		11	11	100	$286,611	3,091	RECONSTRUCT STRUCTURE (AC)

** - Treatment from Project Selection

Scenarios Criteria:

Scenarios - Sections Selected for Treatment

Interest: 5.00% Inflation: 3.00% Printed: 2/14/2023

Scenario: (1) Unconstrained Needs

Year: 2023

Street Name	Begin Location	End Location	Street ID	Section ID	Length	Width	Area	FC	Surface Type	Area ID	Current PCI	Treatment PCI Before	Treatment PCI After	Cost	Rating	Treatment
SE BROADWAY AVE	SE SCENIC VIEW DR	SE MOUNTAIN VIEW DR	BROADW	020	290	24	6,960	R	AC		18	18	100	$85,067	3,091	RECONSTRUCT STRUCTURE (AC)
NE CHELAN ST	WESTFAIR AVE	CRISCOLA AVE	CHELAN	010	580	35	20,300	R	AC		23	23	100	$248,111	3,091	RECONSTRUCT STRUCTURE (AC)
SE COTTER PL	12TH ST	CUL DE SAC	COTTER	010	210	36	7,560	R	AC		11	11	100	$92,400	3,091	RECONSTRUCT STRUCTURE (AC)
NE DAWSON ST	FLEETWOOD AVE	CRISCOLA AVE	DAWSON	020	950	35	33,250	R	AC		10	10	100	$406,389	3,091	RECONSTRUCT STRUCTURE (AC)
NE EMPIRE ST	WESTFAIR AVE	DEAD END E. OF CRISCOLA AVE	EMPIRE	010	660	35	23,100	R	AC		18	18	100	$282,333	3,091	RECONSTRUCT STRUCTURE (AC)
SE FALBO DR	NEWGATE DR	SCENIC VIEW DR	FALBO	010	925	23	21,275	R	AC		22	22	100	$260,028	3,091	RECONSTRUCT STRUCTURE (AC)
**MOJONNIER RD	BLUVUE LN	CHRISTENSEN LN	MOJON	010	1,370	23	31,510	MiA	AC		75	76	100	$0	0	RECONSTRUCT STRUCTURE (AC)
**MOJONNIER RD	CHRISTENSEN LN	320 FT W. OF COLLEGE AVE	MOJON	020	1,680	23	38,640	MiA	AC		75	76	100	$0	0	RECONSTRUCT STRUCTURE (AC)
**MOJONNIER RD	320 FT W. OF COLLEGE AVE	COLLEGE AVE	MOJON	030	320	48	15,360	MiA	AC		77	77	100	$0	0	RECONSTRUCT STRUCTURE (AC)
SE MOORBROOK CT	NEWGATE DR	CUL DE SAC EAST	MOORBR	010	161	23	3,703	R	AC		22	22	100	$45,259	3,091	RECONSTRUCT STRUCTURE (AC)
SE NEWGATE DR	CUL DE SAC SOUTH	SCENIC VIEW DR	NEWGAT	010	186	23	4,278	R	AC		15	15	100	$52,287	3,091	RECONSTRUCT STRUCTURE (AC)
SW OAKWOOD PL	6TH ST	CUL DE SAC SOUTH	OAKWPL	010	220	16	3,520	R	AC		15	15	100	$43,022	3,091	RECONSTRUCT STRUCTURE (AC)
NE PINEWOOD LN	A ST	DEAD END NORTH	PINEWOOD	010	200	17	3,400	R	AC		13	13	100	$41,556	3,091	RECONSTRUCT STRUCTURE (AC)
SE ROBIN DR	SCENIC VIEW DR	MOCKINGBIRD DR	ROBINDR	010	730	28	20,440	R	AC		15	15	100	$249,822	3,091	RECONSTRUCT STRUCTURE (AC)
SE ROSEVILLE LN	BIRCH AVE	PARKING LOT EAST	ROSEVI	010	380	18	6,840	R	AC		23	23	100	$83,600	3,091	RECONSTRUCT STRUCTURE (AC)
SE TRENTWOOD DR	FALBO DR	DEAD END EAST	TRENTW	010	200	23	4,600	R	AC		18	18	100	$56,222	3,091	RECONSTRUCT STRUCTURE (AC)
											Treatment Total			$3,241,651		

Year 2023 Area Total 4,796,423 Year 2023 Total $5,080,082

Year: 2024

Street Name	Begin Location	End Location	Street ID	Section ID	Length	Width	Area	FC	Surface Type	Area ID	Current PCI	Treatment PCI Before	Treatment PCI After	Cost	Rating	Treatment
SW 1ST ST	ACADEMY WAY	DAVIS AVE	1STST	010	1,270	26	33,020	R	AC		80	81	88	$13,226	21,520	CRACK SEAL AND CHIP SEAL
SW 2ND ST	ACADEMY WAY	DAVIS AVE	2NDST	010	1,270	24	30,480	R	AC		81	82	89	$12,209	21,846	CRACK SEAL AND CHIP SEAL
SW 3RD ST	ACADEMY WAY	DAVIS AVE	3RDST	010	1,270	24	30,480	R	AC		81	82	89	$12,209	21,846	CRACK SEAL AND CHIP SEAL

** - Treatment from Project Selection

Scenarios Criteria:

Scenarios - Sections Selected for Treatment

Interest: 5.00% Inflation: 3.00% Printed: 2/14/2023

Scenario: (1) Unconstrained Needs

Year: 2024

Street Name	Begin Location	End Location	Street ID	Section ID	Length	Width	Area	FC	Surface Type	Area ID	Current PCI	Treatment PCI Before	Treatment PCI After	Cost	Rating	Treatment
NE A ST	IVY LN	TREMONT DR	AST	040	390	38	14,820	R	AC		81	82	89	$5,936	21,846	CRACK SEAL AND CHIP SEAL
NE BIRCH AVE	WHITMAN DR	A ST	BIRCHAV	080	590	35	20,650	R	AC		81	82	89	$8,271	21,846	CRACK SEAL AND CHIP SEAL
BLALOCK DR	VERA PL	COLLEGE AVE	BLALOCK	010	1,136	29	32,944	R	AC		81	82	89	$13,196	21,846	CRACK SEAL AND CHIP SEAL
NW B ST	130 FT W. OF SCHNABELL LN	COLLEGE AVE	BST	040	670	36	24,120	R	AC		80	81	88	$9,661	21,520	CRACK SEAL AND CHIP SEAL
NE C ST	LARCH AVE	DECCIO RD	CST	030	920	36	33,120	MiA	AC		71	70	79	$13,266	41,864	CRACK SEAL AND CHIP SEAL
NE C ST	DECCIO RD	MYRA RD	CST	040	780	36	28,080	MiA	AC		71	70	79	$11,248	41,864	CRACK SEAL AND CHIP SEAL
NE DAWSON ST	CRISCOLA AVE	MYRA RD	DAWSON	030	100	35	3,500	R	AC		80	81	88	$1,402	21,518	CRACK SEAL AND CHIP SEAL
SE ELM AVE	8TH ST	6TH ST	ELMAV	010	650	35	22,750	R	AC		81	82	89	$9,113	21,848	CRACK SEAL AND CHIP SEAL
SW HOMESTEAD RD	130 FT S OF SW CARVER ST	W WHITMAN DR	HOMEST	030	1,100	34	37,400	R	AC		70	69	78	$14,981	24,453	CRACK SEAL AND CHIP SEAL
SE LARCH AVE	4TH ST	WHITMAN DR	LARCHAV	060	1,530	36	55,080	MiA	AC		71	70	79	$22,063	41,864	CRACK SEAL AND CHIP SEAL
SE MOUNTAIN VIEW DR	BROADWAY AVE	CENTRAL AVE	MOUNTVI	010	1,009	40	40,360	R	AC		81	82	89	$16,166	21,846	CRACK SEAL AND CHIP SEAL
SE MOUNTAIN VIEW DR	CENTRAL AVE	SKY AVE	MOUNTVI	020	953	40	38,120	R	AC		70	69	78	$15,269	24,453	CRACK SEAL AND CHIP SEAL
SW SETTLEMENT	HOMESTEAD RD	DOANS AVE	SETTLEM	010	680	34	23,120	R	AC		90	88	94	$9,261	11,569	CRACK SEAL AND CHIP SEAL
SE STANFORD PL	DATE AVE	CUL DE SAC EAST	STANFORD	010	600	40	24,000	R	AC		80	81	88	$9,613	21,522	CRACK SEAL AND CHIP SEAL
NE TREMONT DR	WHITMAN DR	A ST	TREMONT	010	762	38	28,956	R	AC		81	82	89	$11,598	21,846	CRACK SEAL AND CHIP SEAL
SE VALLEY DR	LINDA DR	CENTRAL AVE	VALLEY	010	590	28	16,520	R	AC		81	82	89	$6,617	21,846	CRACK SEAL AND CHIP SEAL
SE VALLEY DR	CENTRAL AVE	CUL DE SAC NORTH EAST	VALLEY	020	650	24	15,600	R	AC		80	81	88	$6,249	21,520	CRACK SEAL AND CHIP SEAL
E WHITMAN DR	140 E. OF TREMONT DR	LARCH AVE	WHITMAN	100	930	37	34,410	MiA	AC		71	70	79	$13,783	41,875	CRACK SEAL AND CHIP SEAL
											Treatment Total			$235,338		
SE HIGHLAND PARK DR	6TH ST	4TH ST	HIGHLAND	010	640	42	26,880	R	AC		51	49	100	$76,907	12,617	1.75" OVERLAY W/DIGOUTS
SE SURITA CT	FALBO DR	CUL DE SAC	SURITA	010	180	23	4,140	R	AC		50	48	100	$11,845	12,788	1.75" OVERLAY W/DIGOUTS
											Treatment Total			$88,752		
NE C ST	DAMSON AVE	LARCH AVE	CST	020	1,435	34	48,790	MaC	AC		90	88	89	$85	716,904	SEAL CRACKS
SW DAVIS AVE	8TH ST	6TH ST	DAVISAV	010	620	36	22,320	MaC	AC		90	88	89	$38	766,033	SEAL CRACKS

** - Treatment from Project Selection

Scenarios Criteria:

Scenarios - Sections Selected for Treatment

Interest: 5.00% Inflation: 3.00% Printed: 2/14/2023

Scenario: (1) Unconstrained Needs

Year: 2024

Street Name	Begin Location	End Location	Street ID	Section ID	Length	Width	Area	FC	Surface Type	Area ID	Current PCI	Treatment PCI Before	Treatment PCI After	Cost	Rating	Treatment
NE DELLA AVE	C ST	SPITZENBURG ST	DELLAAV	010	570	18	10,260	R	AC		79	78	80	$37	630,538	SEAL CRACKS
NE SPITZENBURG ST	DAMSON AVE	220 FT W. OF TULIP LN	SPITZEN	010	990	26	25,740	R	AC		88	87	88	$51	562,730	SEAL CRACKS
NE SPITZENBURG ST	220 FT W. OF TULIP LN	TULIP LN	SPITZEN	020	220	26	5,720	R	AC		86	85	86	$13	605,053	SEAL CRACKS
NE SPITZENBURG ST	TULIP LN	LAMBERT AVE	SPITZEN	030	240	28	6,720	R	AC		86	85	86	$16	605,053	SEAL CRACKS
NE SPITZENBURG ST	LAMBERT AVE	DELLA AVE	SPITZEN	040	400	19	7,600	R	AC		85	84	85	$19	621,689	SEAL CRACKS
NE SPITZENBURG ST	DELLA AVE	MYRA RD	SPITZEN	050	770	31	23,870	R	AC		89	88	89	$44	540,258	SEAL CRACKS
											Treatment Total			$303		
SE 8TH ST	315 FT. WEST OF LARCH AVE	LARCH AVE	8THST	050	315	22	6,930	MiC	AC		26	21	100	$115,000	2,874	RECONSTRUCT STRUCTURE (AC)
**SE BIRCH AVE	4TH ST	SE 3RD ST	BIRCHAV	050	320	18	5,760	R	AC		24	21	100	$0	0	RECONSTRUCT STRUCTURE (AC)
**SE BIRCH AVE	SE 3RD ST	SE 2ND ST	BIRCHAV	060	320	20	6,400	R	AC		86	85	100	$0	0	RECONSTRUCT STRUCTURE (AC)
SE CHICKADEE LN	SCENIC VIEW DR	CUL DE SAC S.	CHICKAD	010	300	29	8,700	R	AC		26	23	100	$109,523	3,001	RECONSTRUCT STRUCTURE (AC)
NE CRISCOLA AVE	BELROY ST	DAWSON ST	CRISCOLA	020	470	35	16,450	R	AC		25	22	100	$207,087	3,001	RECONSTRUCT STRUCTURE (AC)
SE DOVE LN	SCENIC VIEW DR	CUL DE SAC EAST	DOVELN	010	200	23	4,600	R	AC		25	22	100	$57,909	3,001	RECONSTRUCT STRUCTURE (AC)
SE MOCKINGBIRD DR	LARCH AVE	SCENIC VIEW DR	MOCKING	020	1,260	34	42,840	R	AC		25	22	100	$539,308	3,001	RECONSTRUCT STRUCTURE (AC)
NE WESTFAIR AVE	BELROY ST	EMPIRE ST	WESTFAIR	010	710	35	24,850	R	AC		26	23	100	$312,834	3,001	RECONSTRUCT STRUCTURE (AC)
											Treatment Total			$1,341,661		

Year 2024 Area Total 886,100 Year 2024 Total $1,666,054

Year: 2025

Street Name	Begin Location	End Location	Street ID	Section ID	Length	Width	Area	FC	Surface Type	Area ID	Current PCI	Treatment PCI Before	Treatment PCI After	Cost	Rating	Treatment
SW 4TH ST	ACADEMY WAY	DAVIS AVE	4THST	030	1,280	37	47,360	MaC	AC		88	85	91	$19,539	23,113	CRACK SEAL AND CHIP SEAL
SW ACADEMY WAY	4TH ST	WHITMAN DR	ACADEMY	010	1,324	35	46,340	MaC	AC		87	83	90	$19,119	22,344	CRACK SEAL AND CHIP SEAL
SE ASH AVE	4TH ST	WHITMAN DR	ASHAVE	010	1,320	42	55,440	MaC	AC		87	84	91	$22,873	23,550	CRACK SEAL AND CHIP SEAL
NE ASH AVE	WHITMAN DR	A ST	ASHAVE	020	617	42	25,914	MaC	AC		88	85	92	$10,691	24,353	CRACK SEAL AND CHIP SEAL
NE ASH AVE	A ST	C ST	ASHAVE	030	690	42	28,980	MaC	AC		87	84	91	$11,956	23,550	CRACK SEAL AND CHIP SEAL

** - Treatment from Project Selection

Scenarios Criteria:

Scenarios - Sections Selected for Treatment

Interest: 5.00% Inflation: 3.00% Printed: 2/14/2023

Scenario: (1) Unconstrained Needs

Year: 2025

Street Name	Begin Location	End Location	Street ID	Section ID	Length	Width	Area	FC	Surface Type	Area ID	Current PCI	Treatment PCI Before	Treatment PCI After	Cost	Rating	Treatment
NE A ST	COLLEGE AVE	ASH AVE	AST	010	330	38	12,540	R	AC		82	81	89	$5,174	21,176	CRACK SEAL AND CHIP SEAL
SE BROADWAY AVE	SE MOUNTAIN VIEW DR	SE 12TH ST	BROADW	030	300	28	8,400	R	AC		82	81	89	$3,466	21,176	CRACK SEAL AND CHIP SEAL
SE CENTRAL AVE	VALLEY DR	SCENIC VIEW DR	CENTRAL	010	612	38	23,256	R	AC		82	81	89	$9,595	21,176	CRACK SEAL AND CHIP SEAL
S COLLEGE AVE	HWY 125	SCHOOL BUS YARD EXIT	COLLEGE	010	1,070	42	44,940	OPA	AC		88	86	93	$18,541	34,333	CRACK SEAL AND CHIP SEAL
SE DATE AVE	12TH ST	8TH ST	DATEAV	010	1,324	35	46,340	MaC	AC		86	84	91	$19,119	26,317	CRACK SEAL AND CHIP SEAL
SE DATE AVE	8TH ST	4TH ST	DATEAV	020	1,310	35	45,850	MaC	AC		86	84	91	$18,916	26,317	CRACK SEAL AND CHIP SEAL
SW DOANS AVE	CARVER ST	WHITMAN DR	DOANS	020	995	25	24,875	MiC	AC		74	70	79	$10,263	25,943	CRACK SEAL AND CHIP SEAL
NE LARCH AVE	WHITMAN DR	C ST	LARCHAV	070	1,090	36	39,240	MiA	AC		72	69	78	$16,189	39,685	CRACK SEAL AND CHIP SEAL
NE ROSE ST	DAMSON AVE	WALLULA AVE	ROSEST	020	1,560	34	53,040	OPA	AC		75	70	79	$21,883	29,313	CRACK SEAL AND CHIP SEAL
NE ROSE ST	WALLULA AVE	CITY LIMITS @ CAREY CT	ROSEST	030	810	48	38,880	OPA	AC		74	69	78	$16,041	30,897	CRACK SEAL AND CHIP SEAL
SE SCENIC VIEW DR	BROADWAY AVE	CENTRAL AVE	SCENICV	010	1,010	40	40,400	R	AC		82	81	89	$16,668	21,176	CRACK SEAL AND CHIP SEAL
											Treatment Total			$240,032		
SW 4TH ST	BADE AVE	COLLEGE AVE	4THST	050	690	37	25,530	MaC	AC		54	47	100	$105,330	10,957	2.5" OVERLAY W/DIGOUTS
											Treatment Total			$105,330		
SW 6TH ST	BADE AVE	COLLEGE AVE	6THST	040	690	33	22,770	R	AC		52	48	100	$67,102	12,371	1.75" OVERLAY W/DIGOUTS
											Treatment Total			$67,102		
SE 10TH ST	COLLEGE AVE	BIRCH AVE	10THST	030	610	15	9,150	R	AC		94	89	90	$14	448,065	SEAL CRACKS
SW 4TH ST	SW HOMESTEAD AVE	DEAD END E. OF SW DOANS AVE	4THST	020	900	42	37,800	MiC	AC		92	88	89	$67	751,543	SEAL CRACKS
SW ALICIA LOOP	VIRGINIA ST	VIRGINIA ST	ALICIA	010	610	34	20,740	R	AC		94	89	90	$33	444,232	SEAL CRACKS
SW ANGELINA LOOP	VIRGINIA ST	VIRGINIA ST	ANGELI	010	670	34	22,780	R	AC		94	89	90	$36	448,978	SEAL CRACKS
S COLLEGE AVE	50 FT S. OF CEDAR BEND DR	150 FT S. OF LAMPERTI ST	COLLEGE	030	330	42	13,860	OPA	AC		94	88	89	$24	808,940	SEAL CRACKS
NE DAMSON AVE	C ST	CARGILL AVE	DAMSON	020	220	35	7,700	R	AC		94	89	90	$12	448,065	SEAL CRACKS
SW HOMESTEAD AVE	DEAD END S. OF SW JULIA ST	170 FT S OF SW 4TH ST	HOMEST	010	1,000	34	34,000	R	AC		93	89	89	$58	480,576	SEAL CRACKS
SW JULIA ST	VIRGINIA ST	HOMESTEAD AVE	JULIA	010	660	34	22,440	R	AC		94	89	90	$35	444,232	SEAL CRACKS
SW JULIA ST	HOMESTEAD AVE	DOANS AVE	JULIA	020	680	34	23,120	R	AC		94	89	90	$36	444,232	SEAL CRACKS

** - Treatment from Project Selection

Scenarios Criteria:

Scenarios - Sections Selected for Treatment

Interest: 5.00% Inflation: 3.00% Printed: 2/14/2023

Scenario: (1) Unconstrained Needs

Year: 2025

Street Name	Begin Location	End Location	Street ID	Section ID	Length	Width	Area	FC	Surface Type	Area ID	Current PCI	Treatment PCI Before	Treatment PCI After	Cost	Rating	Treatment
SE LAMPERTI ST	175 FT W. OF RED OAK AVE	MEADOWBROOK BLVD	LAMPER	020	1,320	28	36,960	MiA	AC/AC		90	88	89	$14	6,497,698	SEAL CRACKS
SE LAMPERTI ST	MEADOWBROOK BLVD	LARCH AVE	LAMPER	030	884	38	33,592	MiA	AC/AC		90	88	89	$13	6,497,698	SEAL CRACKS
SE MEADOWBROOK BLVD	HWY 125	LAMPERTI ST	MEADOWB	010	1,202	60	72,120	MiA	AC/AC		93	88	89	$28	4,399,483	SEAL CRACKS
SW VIRGINIA ST	DEAD END W. OF JULIA ST	DOANS AVE	VIRGINIA	010	2,350	34	79,900	R	AC		93	89	89	$137	480,576	SEAL CRACKS
WHISPERING CREEK	DEAD END S.	8TH ST	WHISPCR	010	450	35	15,750	R	AC		93	89	89	$27	480,274	SEAL CRACKS
											Treatment Total			$535		
**SE 12TH ST	LARCH AVE	GARRISON DR	12THST	060	2,230	45	100,350	MiA	AC		57	52	100	$0	0	RECONSTRUCT STRUCTURE (AC)
**SE 12TH ST	GARRISON DR	MYRA RD	12THST	070	1,700	45	76,500	MiA	AC		66	62	100	$0	0	RECONSTRUCT STRUCTURE (AC)
SE 4TH ST	LARCH AVE	HIGHLAND PARK DR	4THST	080	193	37	7,141	MaC	AC		30	20	100	$122,056	2,791	RECONSTRUCT STRUCTURE (AC)
SE DAVIN DR	HIGHLAND PARK DR	HIGHLAND PARK DR	DAVINDR	010	950	39	37,050	R	AC		30	24	100	$480,411	2,914	RECONSTRUCT STRUCTURE (AC)
SE DAVIN DR (SPUR)	SE DAVIN DR / HOUSE #338	DEAD END (SE) HOUSE #341	DAVINDR	020	120	50	6,000	R	AC		29	23	100	$77,799	2,914	RECONSTRUCT STRUCTURE (AC)
NW EVANS AVE	105 FT S. OF EARL LN	B ST	EVANSAV	040	310	22	6,820	R	AC		30	24	100	$88,432	2,914	RECONSTRUCT STRUCTURE (AC)
											Treatment Total			$768,698		

Year 2025 Area Total 1,293,868 Year 2025 Total $1,181,698

Year: 2026

Street Name	Begin Location	End Location	Street ID	Section ID	Length	Width	Area	FC	Surface Type	Area ID	Current PCI	Treatment PCI Before	Treatment PCI After	Cost	Rating	Treatment
SE 3RD ST	COLLEGE AVE	ASH AVE	3RDST	020	350	39	13,650	R	AC		83	80	88	$5,801	20,478	CRACK SEAL AND CHIP SEAL
SE 3RD ST	ASH AVE	DATE AVE	3RDST	030	903	39	35,217	R	AC		83	80	88	$14,965	20,478	CRACK SEAL AND CHIP SEAL
SE 3RD ST	DATE AVE	ELM AVE	3RDST	040	480	39	18,720	R	AC		84	82	89	$7,955	20,894	CRACK SEAL AND CHIP SEAL
SW 7TH ST	EVANS AVE	DEAD END EAST	7THST	010	273	28	7,644	R	AC		83	80	88	$3,248	20,478	CRACK SEAL AND CHIP SEAL
SW 9TH ST	BADE AVE	COLLEGE AVE	9THST	010	670	35	23,450	R	AC		83	80	88	$9,965	20,478	CRACK SEAL AND CHIP SEAL
NE A ST	ASH AVE	BIRCH AVE	AST	020	320	38	12,160	R	AC		83	80	88	$5,167	20,476	CRACK SEAL AND CHIP SEAL
SW BADE AVE	12TH ST	10TH ST	BADEAV	020	645	40	25,800	R	AC		84	82	89	$10,964	20,894	CRACK SEAL AND CHIP SEAL

** - Treatment from Project Selection

Scenarios Criteria:

Scenarios - Sections Selected for Treatment

Interest: 5.00% Inflation: 3.00% Printed: 2/14/2023

Scenario: (1) Unconstrained Needs

Year: 2026

Street Name	Begin Location	End Location	Street ID	Section ID	Length	Width	Area	FC	Surface Type	Area ID	Current PCI	Treatment PCI Before	Treatment PCI After	Cost	Rating	Treatment
SW BADE AVE	10TH ST	6TH ST	BADEAV	030	1,300	34	44,200	R	AC		84	82	89	$18,783	20,894	CRACK SEAL AND CHIP SEAL
SE BIRCH AVE	150 FT S. OF 10TH ST / #1010	8TH ST	BIRCHAV	020	800	35	28,000	R	AC		79	77	85	$11,899	21,641	CRACK SEAL AND CHIP SEAL
SE BIRCH AVE	8TH ST	6TH ST	BIRCHAV	030	660	35	23,100	R	AC		83	80	88	$9,816	20,476	CRACK SEAL AND CHIP SEAL
SE BIRCH AVE	CUL DE SAC S. OF WHITMAN DR	WHITMAN DR	BIRCHAV	070	240	35	8,400	R	AC		83	80	88	$3,570	20,476	CRACK SEAL AND CHIP SEAL
NE BIRCH AVE	A ST	C ST	BIRCHAV	090	710	39	27,690	R	AC		84	82	89	$11,767	20,892	CRACK SEAL AND CHIP SEAL
SE BROADWAY AVE	12TH ST	DEAD END NORTH	BROADW	040	575	33	18,975	R	AC		84	82	89	$8,063	20,892	CRACK SEAL AND CHIP SEAL
NW B ST	RUBY LN	100 FT E. OF LAURELLA LN	BST	020	300	32	9,600	R	AC		84	82	89	$4,080	20,892	CRACK SEAL AND CHIP SEAL
NE C ST	COLLEGE AVE	DAMSON AVE	CST	010	1,290	34	43,860	MaC	AC/AC		88	84	91	$18,638	23,358	CRACK SEAL AND CHIP SEAL
NE C ST	DAMSON AVE	LARCH AVE	CST	020	1,435	34	48,790	MaC	AC		90	84	91	$20,733	22,196	CRACK SEAL AND CHIP SEAL
NE DANNER (SPUR)	NE DANNER	DEAD END EAST	DANNER	020	100	29	2,900	R	AC		83	80	88	$1,232	20,474	CRACK SEAL AND CHIP SEAL
SE DATE AVE	3RD ST	2ND ST	DATEAV	030	420	34	14,280	R	AC		84	82	89	$6,068	20,894	CRACK SEAL AND CHIP SEAL
SW DAVIS AVE	8TH ST	6TH ST	DAVISAV	010	620	36	22,320	MaC	AC		90	85	92	$9,485	23,609	CRACK SEAL AND CHIP SEAL
SW DOANS AVE	DEAD END S. OF JULIA ST	CARVER ST	DOANS	010	1,640	34	55,760	MiC	AC		95	89	95	$23,695	20,291	CRACK SEAL AND CHIP SEAL
SE EDGEMONT PL	12TH ST	STANFORD PL	EDGEMO	010	254	40	10,160	R	AC		84	82	89	$4,317	20,894	CRACK SEAL AND CHIP SEAL
SW EVANS AVE	1ST ST	WHITMAN DR	EVANSAV	020	315	36	11,340	R	AC		83	80	88	$4,819	20,478	CRACK SEAL AND CHIP SEAL
NE LAMBERT AVE	C ST	SPITZENBURG ST	LAMBERT	010	590	18	10,620	MaC	AC		79	74	83	$4,513	25,110	CRACK SEAL AND CHIP SEAL
NE LAMBERT AVE	SPITZENBURG ST	ROSE ST	LAMBERT	020	550	18	9,900	MaC	AC		75	70	79	$4,207	23,768	CRACK SEAL AND CHIP SEAL
SE LAMPERTI ST	COLLEGE AVE	175 FT W. OF RED OAK AVE	LAMPER	010	410	40	16,400	MiA	AC/AC		83	78	86	$6,969	29,518	CRACK SEAL AND CHIP SEAL
SE LAMPERTI ST	175 FT W. OF RED OAK AVE	MEADOWBROOK BLVD	LAMPER	020	1,320	28	36,960	MiA	AC/AC		90	88	94	$15,706	33,563	CRACK SEAL AND CHIP SEAL
SE LAMPERTI ST	MEADOWBROOK BLVD	LARCH AVE	LAMPER	030	884	38	33,592	MiA	AC/AC		90	88	94	$14,275	33,563	CRACK SEAL AND CHIP SEAL
SE LINDA DR	VALLEY DR	SUNNY DR	LINDADR	010	270	38	10,260	R	AC		84	82	89	$4,360	20,892	CRACK SEAL AND CHIP SEAL
SW PUFF LN	10TH ST	CUL DE SAC SOUTH	PUFFLN	010	350	40	14,000	R	AC		84	82	89	$5,949	20,894	CRACK SEAL AND CHIP SEAL
SUNCREST TER	CITY LIMITS WEST / HOUSE #841	GRANDVIEW AVE	SUNCRE	010	570	20	11,400	R	AC		83	80	88	$4,844	20,478	CRACK SEAL AND CHIP SEAL

** - Treatment from Project Selection

Scenarios Criteria:

Scenarios - Sections Selected for Treatment

Interest: 5.00% Inflation: 3.00% Printed: 2/14/2023

Scenario: (1) Unconstrained Needs

Year: 2026

Street Name	Begin Location	End Location	Street ID	Section ID	Length	Width	Area	FC	Surface Type	Area ID	Current PCI	Treatment PCI Before	Treatment PCI After	Cost	Rating	Treatment
SE SUNNY DR	COLLEGE AVE	CENTRAL AVE	SUNNYDR	010	1,350	39	52,650	R	AC		84	82	89	$22,374	20,892	CRACK SEAL AND CHIP SEAL
											Treatment Total			$298,229		
**NE CEDAR AVE	A ST	C ST	CEDARAV	020	712	39	27,768	R	AC		20	10	100	$0	0	2" OVERLAY
											Treatment Total			$0		
NW EVANS AVE	B ST	CITY LIMITS NORTH (#336)	EVANSAV	050	760	19	14,440	R	AC		55	49	100	$43,830	11,909	1.75" OVERLAY W/DIGOUTS
NE MAPLE AVE	DEAD END S. OF MAKIAH CT	C ST	MAPLEAV	030	640	39	24,960	R	AC		54	48	100	$75,762	11,921	1.75" OVERLAY W/DIGOUTS
											Treatment Total			$119,593		
SE 12TH ST	COLLEGE AVE	BROADWAY AVE	12THST	030	341	45	15,345	MiA	AC		61	87	88	$16	2,039,045	SEAL CRACKS
SE 12TH ST	BROADWAY AVE	CENTRAL AVE	12THST	040	1,010	45	45,450	MiA	AC		55	87	88	$46	2,039,045	SEAL CRACKS
SE 12TH ST	CENTRAL AVE	LARCH AVE	12THST	050	1,250	45	56,250	MiA	AC		55	87	88	$57	2,039,045	SEAL CRACKS
SW 4TH ST	DEAD END W. OF GREELEY ST	SW HOMESTEAD AVE	4THST	010	360	41	14,760	MiC	AC		87	88	89	$28	759,472	SEAL CRACKS
SW 4TH ST	DAVIS AVE	BADE AVE	4THST	040	700	37	25,900	MaC	AC		83	84	85	$69	719,487	SEAL CRACKS
SE 4TH ST	COLLEGE AVE	DATE AVE	4THST	060	1,290	37	47,730	MaC	AC		82	84	85	$130	745,690	SEAL CRACKS
SE 4TH ST	DATE AVE	LARCH AVE	4THST	070	1,322	37	48,914	MaC	AC		83	84	85	$130	719,487	SEAL CRACKS
SE 8TH ST	BADE AVE	BIRCH AVE	8THST	020	1,300	35	45,500	MiC	AC		84	85	86	$110	758,701	SEAL CRACKS
SE 8TH ST	BIRCH AVE	ELM AVE	8THST	030	980	35	34,300	MiC	AC		83	84	85	$91	719,974	SEAL CRACKS
SE 8TH ST	ELM AVE	315 FT. WEST OF LARCH AVE	8THST	040	675	27	18,225	MiC	AC		80	82	83	$56	716,645	SEAL CRACKS
SE BROADWAY AVE	SUNNY DR	SE SCENIC VIEW DR	BROADW	010	290	24	6,960	R	AC/AC		94	88	89	$3	2,272,211	SEAL CRACKS
SE CLOVER CT	HARVEST DR	CUL DE SAC	CLOVER	010	150	36	5,400	R	AC		84	80	82	$19	602,905	SEAL CRACKS
S COLLEGE AVE	SCHOOL BUS YARD ENTRANCE	50 FT S. OF CEDAR BEND DR	COLLEGE	020	1,220	42	51,240	OPA	AC		94	89	90	$84	1,098,786	SEAL CRACKS
S COLLEGE AVE	150 FT S. OF LAMPERTI ST	LAMPERTI ST	COLLEGE	040	150	48	7,200	OPA	AC		68	72	75	$35	971,828	SEAL CRACKS
S COLLEGE AVE	LAMPERTI ST	12TH ST	COLLEGE	050	1,301	48	62,448	OPA	AC		79	81	82	$206	956,547	SEAL CRACKS
S COLLEGE AVE	12TH ST	10TH ST	COLLEGE	060	640	48	30,720	OPA	AC		81	83	85	$87	1,050,123	SEAL CRACKS
S COLLEGE AVE	10TH ST	6TH ST	COLLEGE	070	1,310	38	49,780	OPA	AC		80	82	83	$152	1,002,061	SEAL CRACKS
S COLLEGE AVE	6TH ST	WHITMAN DR	COLLEGE	080	2,000	34	68,000	OPA	AC		80	82	83	$208	1,002,061	SEAL CRACKS
N COLLEGE AVE	WHITMAN DR	ROSE ST	COLLEGE	090	1,719	37	63,603	OPA	AC		83	85	87	$151	1,125,027	SEAL CRACKS
N COLLEGE AVE	ROSE ST	CITY LIMITS (30 FT N. OF BLALO	COLLEGE	100	280	44	12,320	MiA	AC		75	76	78	$52	787,143	SEAL CRACKS
SE COLONIAL DR	TAUMARSON RD	CONSTITUTION DR	COLONIA	010	1,090	40	43,600	R	AC		89	84	86	$113	583,437	SEAL CRACKS

** - Treatment from Project Selection

Scenarios Criteria:

Scenarios - Sections Selected for Treatment

Interest: 5.00% Inflation: 3.00% Printed: 2/14/2023

Scenario: (1) Unconstrained Needs

Year: 2026

Street Name	Begin Location	End Location	Street ID	Section ID	Length	Width	Area	FC	Surface Type	Area ID	Current PCI	Treatment PCI Before	Treatment PCI After	Cost	Rating	Treatment
SE COMMERCIAL DR	HWY 125	SCENIC VIEW DR	COMMERC	010	330	43	14,190	MaC	AC		79	82	83	$44	784,868	SEAL CRACKS
SE CONSTITUTION DR	INDEPENDENCE DR	JUSTICE AVE	CONSTIT	010	820	40	32,800	R	AC		89	84	86	$85	583,437	SEAL CRACKS
SW DAVIS AVE	4TH ST	1ST ST (SOUTH INT)	DAVISAV	030	988	43	42,484	MaC	AC/AC		82	86	87	$58	1,634,094	SEAL CRACKS
SW DAVIS AVE	1ST ST (SOUTH INT)	WHITMAN DR	DAVISAV	040	320	32	10,240	MaC	AC/AC		85	88	89	$4	4,535,308	SEAL CRACKS
NW EVANS AVE	WHITMAN DR	105 FT S. OF EARL LN	EVANSAV	030	555	28	15,540	R	AC		94	88	89	$30	509,471	SEAL CRACKS
SE FREEDOM PL	TAUMARSON RD	CUL DE SAC	FREEDO	010	490	40	19,600	R	AC		89	84	86	$51	583,437	SEAL CRACKS
SE GRASSLAND CT	LARCH AVE	CUL DE SAC	GRASSL	010	190	36	6,840	R	AC		80	76	78	$29	578,701	SEAL CRACKS
SE HARVEST DR	CUL DE SAC S.	LARCH AVE (WEST INT)	HARVEST	010	160	36	5,760	R	AC		84	80	82	$20	602,905	SEAL CRACKS
SE HARVEST DR	LARCH AVE (WEST INT)	LARCH AVE (EAST INT)	HARVEST	020	1,290	36	46,440	R	AC		84	80	82	$162	602,905	SEAL CRACKS
SE HARVEST DR	LARCH AVE (EAST INT)	SUNFLOWER CT	HARVEST	030	230	36	8,280	R	AC		84	80	82	$29	602,905	SEAL CRACKS
SE INDEPENDENCE DR	COLONIAL DR	CUL DE SAC N. OF LIBERTY WAY	INDEPEN	010	1,170	35	40,950	R	AC		89	84	86	$106	583,437	SEAL CRACKS
SE JUSTICE AVE	TAUMARSON RD	LIBERTY WAY	JUSTICE	010	630	34	21,420	R	AC		89	84	86	$55	583,437	SEAL CRACKS
SE LARCH AVE	TAUMARSON RD	HARVEST DR INT EAST	LARCHAV	010	950	35	33,250	R	AC		84	80	82	$116	602,905	SEAL CRACKS
SE LARCH AVE	LAMPERTI ST	12TH ST	LARCHAV	030	1,270	47	59,690	MiA	AC/AC		85	88	89	$15	11,708,874	SEAL CRACKS
SE LIBERTY WAY	INDEPENDENCE DR	JUSTICE AVE	LIBERTY	010	370	35	12,950	R	AC		89	84	86	$33	583,437	SEAL CRACKS
SE MARKET ST	TAUMARSON RD	HARVEST DR	MARKET	010	210	36	7,560	R	AC		83	79	81	$28	598,398	SEAL CRACKS
MOJONNIER RD	BLUVUE LN	CHRISTENSEN LN	MOJON	010	1,370	23	31,510	MiA	AC		75	87	88	$67	842,617	SEAL CRACKS
MOJONNIER RD	CHRISTENSEN LN	320 FT W. OF COLLEGE AVE	MOJON	020	1,680	23	38,640	MiA	AC		75	87	88	$82	842,617	SEAL CRACKS
MOJONNIER RD	320 FT W. OF COLLEGE AVE	COLLEGE AVE	MOJON	030	320	48	15,360	MiA	AC		77	87	88	$33	842,617	SEAL CRACKS
NE MYRA RD	ROSE ST	CITY LIMITS 260 FT N. OF DAWSO	MYRARD	010	1,140	54	61,560	MiA	AC		76	80	82	$216	1,122,650	SEAL CRACKS
OWENS RD	600 FT N. OF MOJONNIER RD (CIT	1170 FT N. OF MOJONNIER RD (CI	OWENS	020	570	22	12,540	R	AC		94	88	88	$24	509,649	SEAL CRACKS
NE ROSE ST	COLLEGE AVE	DAMSON AVE	ROSEST	010	1,320	34	44,880	OPA	AC		75	76	78	$191	787,143	SEAL CRACKS
SE SCENIC VIEW DR	LARCH AVE	HOUSE #1051	SCENICV	030	1,170	40	46,800	MaC	AC		83	84	85	$124	719,487	SEAL CRACKS
SE SCENIC VIEW DR	HOUSE #1051	125 FT E. OF FALBO DR	SCENICV	040	680	26	17,680	MaC	AC		69	87	88	$18	1,413,217	SEAL CRACKS
SE SCENIC VIEW DR	125 FT E. OF FALBO DR	COMMERCIAL DR	SCENICV	050	423	27	11,421	MaC	AC		81	84	85	$30	878,134	SEAL CRACKS

** - Treatment from Project Selection

Scenarios Criteria:

Scenarios - Sections Selected for Treatment

Interest: 5.00% Inflation: 3.00% Printed: 2/14/2023

Scenario: (1) Unconstrained Needs

Year: 2026

Street Name	Begin Location	End Location	Street ID	Section ID	Length	Width	Area	FC	Surface Type	Area ID	Current PCI	Treatment PCI Before	Treatment PCI After	Cost	Rating	Treatment
SE SUNFLOWER CT	CUL DE SAC W. OF HARVEST DR	CUL DE SAC E. OF HARVEST DR	SUNFLO	010	260	35	9,100	R	AC		84	80	82	$32	602,905	SEAL CRACKS
TAUMARSON RD	HWY 125	BLISS LN	TAUMAR	010	740	41	30,340	MiA	AC		69	72	75	$152	818,007	SEAL CRACKS
TAUMARSON RD	BLISS LN	FREEDOM PL	TAUMAR	020	1,890	35	66,150	MiA	AC		87	85	87	$156	894,781	SEAL CRACKS
TAUMARSON RD	FREEDOM PL	150 FT W. OF SEDGWICK CT	TAUMAR	030	650	35	22,750	MiA	AC		87	85	87	$54	894,781	SEAL CRACKS
TAUMARSON RD	150 FT W. OF SEDGWICK CT	SE JUSTICE AVE	TAUMAR	040	820	35	28,700	MiA	AC		74	78	80	$112	1,082,154	SEAL CRACKS
WALLULA AVE	ROSE ST	CITY LIMITS	WALLULA	010	110	38	4,180	MiA	AC		47	87	88	$4	2,039,045	SEAL CRACKS
W WHITMAN DR	ACADEMY WAY	DAVIS AVE	WHITMAN	030	1,286	36	46,296	MaC	AC		79	81	83	$149	732,682	SEAL CRACKS
W WHITMAN DR	DAVIS AVE	W ADAMS AVE	WHITMAN	040	1,020	37	37,740	MaC	AC		79	81	83	$121	732,682	SEAL CRACKS
W WHITMAN DR	W ADAMS AVE	COLLEGE AVE	WHITMAN	050	300	40	12,000	MaC	AC		80	82	83	$37	716,283	SEAL CRACKS
E WHITMAN DR	COLLEGE AVE	ASH AVE	WHITMAN	060	350	38	13,300	MiA	AC		80	83	84	$38	1,113,199	SEAL CRACKS
E WHITMAN DR	ASH AVE	BIRCH AVE	WHITMAN	070	343	37	12,691	MiA	AC		80	83	84	$36	1,113,199	SEAL CRACKS
E WHITMAN DR	BIRCH AVE	440 FT E. OF BIRCH AVE	WHITMAN	080	440	37	16,280	MiA	AC		63	87	88	$16	2,039,045	SEAL CRACKS
E WHITMAN DR	440 FT E. OF BIRCH AVE	140 FT E. OF TREMONT DR	WHITMAN	090	580	37	21,460	MiA	AC		84	86	87	$48	1,129,646	SEAL CRACKS
E WHITMAN DR	LARCH AVE	DECCIO RD	WHITMAN	110	1,105	37	40,885	MiA	AC		77	82	83	$126	1,392,955	SEAL CRACKS
E WHITMAN DR	DECCIO RD	MYRA RD	WHITMAN	120	1,180	40	47,200	MiA	AC		74	79	81	$176	1,220,681	SEAL CRACKS
											Treatment Total			$4,751		
SW 6TH ST	EVANS AVE	SW DAVIS AVE (WEST INT)	6THST	020	390	45	17,550	R	AC		32	23	100	$234,390	2,829	RECONSTRUCT STRUCTURE (AC)
NE ALDEN ST	95 FT W. OF TROUTDALE AVE	OMAK AVE	ALDEN	020	415	35	14,525	R	AC		32	23	100	$193,989	2,829	RECONSTRUCT STRUCTURE (AC)
SE BOBOLINK LN	CUL DE SAC S.	MOCKINGBIRD DR	BOBOLINK	010	310	29	8,990	R	AC		32	23	100	$120,066	2,829	RECONSTRUCT STRUCTURE (AC)
SW DAVIS AVE	6TH ST	4TH ST	DAVISAV	020	660	67	44,220	MaC	AC		35	20	100	$778,495	2,709	RECONSTRUCT STRUCTURE (AC)
**SE DEWEY DR	LARCH AVE	12TH ST	DEWEY	010	760	47	35,720	R	AC		34	26	100	$0	0	RECONSTRUCT STRUCTURE (AC)
SE MALLARD LN	DEAD END S.	MOCKINGBIRD DR	MALLARD	010	151	10	1,510	R	AC		31	22	100	$20,167	2,829	RECONSTRUCT STRUCTURE (AC)
SE MOCKINGBIRD DR	SCENIC VIEW DR	DEAD END N. OF RAVEN LN	MOCKING	030	630	29	18,270	R	AC		32	23	100	$244,006	2,829	RECONSTRUCT STRUCTURE (AC)
NE OMAK AVE	ALDEN ST	BELROY ST	OMAKAV	010	220	35	7,700	R	AC		33	24	100	$102,838	2,829	RECONSTRUCT STRUCTURE (AC)
SE OSPREY LN	MOCKINGBIRD DR	CUL DE SAC NORTH	OSPREY	010	520	31	16,120	R	AC		33	24	100	$215,292	2,829	RECONSTRUCT STRUCTURE (AC)
SE SANDPIPER LN	DEAD END S.	MOCKINGBIRD DR	SANDPI	010	240	32	7,680	R	AC		32	23	100	$102,571	2,829	RECONSTRUCT STRUCTURE (AC)
											Treatment Total			$2,011,814		

** - Treatment from Project Selection

Scenarios Criteria:

Scenarios - Sections Selected for Treatment

Interest: 5.00% Inflation: 3.00% Printed: 2/14/2023

Scenario: (1) Unconstrained Needs

Year 2026 Area Total 2,762,353 Year 2026 Total $2,434,386

Year: 2027

Street Name	Begin Location	End Location	Street ID	Section ID	Length	Width	Area	FC	Surface Type	Area ID	Current PCI	Treatment PCI Before	Treatment PCI After	Cost	Rating	Treatment
SW 11TH ST	DEAD END W. OF BADE AVE	BADE AVE	11THST	010	327	40	13,080	R	AC		85	81	88	$5,725	20,195	CRACK SEAL AND CHIP SEAL
SW 13TH ST	BADE AVE	COLLEGE AVE	13THST	010	670	32	21,440	R	AC		86	82	89	$9,384	20,661	CRACK SEAL AND CHIP SEAL
SW 4TH ST	SW HOMESTEAD AVE	DEAD END E. OF SW DOANS AVE	4THST	020	900	42	37,800	MiC	AC		92	85	92	$16,545	22,798	CRACK SEAL AND CHIP SEAL
SE 5TH ST	DATE AVE	ELM AVE	5THST	020	485	36	17,460	R	AC		86	82	89	$7,642	20,661	CRACK SEAL AND CHIP SEAL
SE 5TH ST	ELM AVE	DEAD END EAST	5THST	030	351	36	12,636	R	AC		85	81	88	$5,531	20,195	CRACK SEAL AND CHIP SEAL
SW 6TH ST	GRANDVIEW AVE	EVANS AVE	6THST	010	986	21	20,706	R	AC		86	82	89	$9,063	20,661	CRACK SEAL AND CHIP SEAL
SW BADE AVE	6TH ST	4TH ST	BADEAV	040	671	38	25,498	R	AC		85	81	88	$11,160	20,195	CRACK SEAL AND CHIP SEAL
SE BROADWAY AVE	SUNNY DR	SE SCENIC VIEW DR	BROADW	010	290	24	6,960	R	AC/AC		94	87	93	$3,046	13,178	CRACK SEAL AND CHIP SEAL
NW B ST	EVANS AVE	RUBY LN	BST	010	343	35	12,005	R	AC		85	81	88	$5,255	20,193	CRACK SEAL AND CHIP SEAL
NW B ST	100 FT E. OF LAURELLA LN	130 FT W. OF SCHNABELL LN	BST	030	350	29	10,150	R	AC		86	82	89	$4,443	20,660	CRACK SEAL AND CHIP SEAL
SW EVANS AVE	DEAD END S. OF 7TH ST	6TH ST	EVANSAV	010	598	35	20,930	R	AC		86	82	89	$9,161	20,661	CRACK SEAL AND CHIP SEAL
NE IVY LN	WHITMAN DR	A ST	IVYLN	010	650	40	26,000	R	AC		86	82	89	$11,380	20,661	CRACK SEAL AND CHIP SEAL
SE MEADOWBROOK BLVD	HWY 125	LAMPERTI ST	MEADOWB	010	1,202	60	72,120	MiA	AC/AC		93	85	92	$31,567	27,055	CRACK SEAL AND CHIP SEAL
OWENS RD	1170 FT N. OF MOJONNIER RD (CI	WASTEWATER TREATMENT	OWENS	010	920	22	20,240	R	AC		86	82	89	$8,859	20,658	CRACK SEAL AND CHIP SEAL
SE VALLEY VIEW TER	VALLEY DR	SCENIC VIEW DR	VALLVI	010	590	15	8,850	R	AC		86	82	89	$3,874	20,660	CRACK SEAL AND CHIP SEAL
											Treatment Total			$142,635		
SW 6TH ST	SW DAVIS AVE (WEST INT)	BADE AVE	6THST	030	703	33	23,199	R	AC		56	48	100	$72,530	11,673	1.75" OVERLAY W/DIGOUTS
NE ALDEN ST	OMAK AVE	CRISCOLA AVE	ALDEN	030	380	35	13,300	R	AC		57	49	100	$41,581	11,562	1.75" OVERLAY W/DIGOUTS
NE CRISCOLA AVE	ALDEN ST	BELROY ST	CRISCOLA	010	220	35	7,700	R	AC		57	49	100	$24,073	11,562	1.75" OVERLAY W/DIGOUTS
SE ELM AVE	150 FT S. OF 3RD ST	3RD ST	ELMAV	040	150	35	5,250	R	AC		57	49	100	$16,414	11,560	1.75" OVERLAY W/DIGOUTS
SE HIGHLAND PARK DR	SE DAVIN DR (SOUTH INT)	SE HIGHLAND PARK DR	HIGHLAND	040	320	42	13,440	R	AC		56	48	100	$42,019	11,673	1.75" OVERLAY W/DIGOUTS
											Treatment Total			$196,617		

** - Treatment from Project Selection

Scenarios Criteria:

Scenarios - Sections Selected for Treatment

Interest: 5.00% Inflation: 3.00% Printed: 2/14/2023

Scenario: (1) Unconstrained Needs

Year: 2027

Street Name	Begin Location	End Location	Street ID	Section ID	Length	Width	Area	FC	Surface Type	Area ID	Current PCI	Treatment PCI Before	Treatment PCI After	Cost	Rating	Treatment
SW 10TH ST	DEAD END W. OF BADE AVE	BADE AVE	10THST	010	420	23	9,660	R	AC		86	85	86	$24	550,612	SEAL CRACKS
SW 10TH ST	BADE AVE	COLLEGE AVE	10THST	020	670	26	17,420	R	AC		81	82	84	$54	581,093	SEAL CRACKS
SE 10TH ST	BIRCH AVE	DATE AVE	10THST	040	650	32	20,800	R	AC		12	86	87	$46	527,659	SEAL CRACKS
SE 11TH ST	BIRCH AVE	DATE AVE	11THST	020	680	36	24,480	R	AC		16	86	87	$55	527,659	SEAL CRACKS
SE 2ND ST	ASH AVE	DATE AVE	2NDST	020	780	40	31,200	R	AC		88	83	84	$94	580,039	SEAL CRACKS
SE 3RD ST	ELM AVE	LARCH AVE	3RDST	050	845	35	29,575	R	AC		79	81	83	$97	610,215	SEAL CRACKS
SW 5TH ST	BADE AVE	DEAD END EAST	5THST	010	460	28	12,880	R	AC		40	87	88	$10	1,399,157	SEAL CRACKS
SE 5TH ST	HILLCREST DR	LARCH AVE	5THST	040	310	34	10,540	R	AC		41	87	88	$8	1,399,157	SEAL CRACKS
SE 6TH ST	COLLEGE AVE	DATE AVE	6THST	050	1,290	33	42,570	R	AC		42	87	88	$33	1,399,157	SEAL CRACKS
SE 6TH ST	DATE AVE	ELM AVE	6THST	060	320	33	10,560	R	AC		48	87	88	$8	1,399,157	SEAL CRACKS
SE 6TH ST	ELM AVE	LARCH AVE	6THST	070	980	33	32,340	R	AC		45	87	88	$25	1,399,157	SEAL CRACKS
SE 6TH ST	LARCH AVE	HIGHLAND PARK DR	6THST	080	210	35	7,350	R	AC		77	79	81	$27	598,113	SEAL CRACKS
SW 8TH ST	DEAD END W. OF DAVIS AVE	DAVIS AVE	8THST	010	245	18	4,410	R	AC		18	86	87	$10	527,659	SEAL CRACKS
SE 8TH ST	LARCH AVE	CUL DE SAC E.	8THST	060	620	34	21,080	R	AC		84	84	85	$57	567,708	SEAL CRACKS
SE 9TH ST	BIRCH AVE	CEDAR AVE	9THST	030	410	35	14,350	R	AC		84	85	87	$35	694,999	SEAL CRACKS
SE ADMIRAL PL	SENTRY DR	CUL DE SAC	ADMIRAL	010	140	35	4,900	R	AC		81	82	84	$15	581,094	SEAL CRACKS
NE ALDEN ST	DEAD END W. OF NE VILLA AVE	95 FT W. OF TROUTDALE AVE	ALDEN	010	450	35	15,750	R	AC		49	87	88	$12	1,399,157	SEAL CRACKS
NE A ST	BIRCH AVE	IVY LN	AST	030	579	38	22,002	R	AC		79	81	83	$73	610,135	SEAL CRACKS
SW BADE AVE	13TH ST	12TH ST	BADEAV	010	320	37	11,840	R	AC		88	84	85	$32	666,541	SEAL CRACKS
SE BELMONT PL	STANFORD PL	CUL DE SAC SOUTH	BELMONT	010	210	40	8,400	R	AC		78	81	82	$29	620,936	SEAL CRACKS
NE BELROY ST	WESTFAIR AVE	CRISCOLA AVE	BELROY	010	560	35	19,600	R	AC		23	86	87	$44	527,659	SEAL CRACKS
SE BIRCH AVE	12TH ST	150 FT S. OF 10TH ST / #1010	BIRCHAV	010	510	26	13,260	R	AC		15	86	87	$30	527,659	SEAL CRACKS
SE BIRCH AVE	6TH ST	4TH ST	BIRCHAV	040	670	35	23,450	R	AC		11	86	87	$52	527,659	SEAL CRACKS
SE BLISS LN	TAUMARSON RD	CUL DE SAC EAST	BLISSLN	010	630	36	22,680	R	AC		89	86	87	$53	539,764	SEAL CRACKS
SE BRENTWOOD PL	LARCH AVE	CUL DE SAC WEST	BRENTPL	010	435	35	15,225	R	AC		47	87	88	$12	1,399,157	SEAL CRACKS
SE BRIGADE PL	SENTRY DR	CUL DE SAC	BRIGADE	010	140	35	4,900	R	AC		82	83	84	$14	578,637	SEAL CRACKS
SE BROADWAY AVE	SE SCENIC VIEW DR	SE MOUNTAIN VIEW DR	BROADW	020	290	24	6,960	R	AC		18	86	87	$16	527,659	SEAL CRACKS
NE CARGILL AVE	DAMSON AVE	120 FT EAST OF DAMSON AVE	CARGILL	010	120	36	4,320	R	AC		77	79	81	$16	581,101	SEAL CRACKS
NE CARGILL AVE	CUL DE SAC SOUTH	NE SPITZENBURG ST	CARGILL	020	450	36	16,200	R	AC		75	78	80	$64	605,807	SEAL CRACKS

** - Treatment from Project Selection

Scenarios Criteria:

Scenarios - Sections Selected for Treatment

Interest: 5.00% Inflation: 3.00% Printed: 2/14/2023

Scenario: (1) Unconstrained Needs

Year: 2027

Street Name	Begin Location	End Location	Street ID	Section ID	Length	Width	Area	FC	Surface Type	Area ID	Current PCI	Treatment PCI Before	Treatment PCI After	Cost	Rating	Treatment
SW CARVER ST	HOMESTEAD RD	DOANS AVE	CARVER	010	690	34	23,460	R	AC		76	80	81	$86	659,527	SEAL CRACKS
SE CEDAR AVE	9TH ST	8TH ST	CEDARAV	010	320	35	11,200	R	AC		84	85	87	$27	694,999	SEAL CRACKS
SE CEDAR BEND DR	COLLEGE AVE	DEAD END E. OF RED OAK AVE	CEDARB	010	710	26	18,460	R	AC		75	78	80	$73	605,807	SEAL CRACKS
SE CENTRAL AVE	SCENIC VIEW DR	12TH ST	CENTRAL	020	580	42	24,360	R	AC		68	72	74	$127	538,568	SEAL CRACKS
NE CHELAN ST	WESTFAIR AVE	CRISCOLA AVE	CHELAN	010	580	35	20,300	R	AC		23	86	87	$45	527,659	SEAL CRACKS
SE COMMERCIAL DR	SCENIC VIEW DR	MYRA RD	COMMERC	020	2,346	27	63,342	R	AC		80	83	84	$187	671,863	SEAL CRACKS
SE COMMODORE PL	SENTRY DR	CUL DE SAC	COMMODO	010	190	35	6,650	R	AC		80	82	83	$21	583,546	SEAL CRACKS
SE COTTER PL	12TH ST	CUL DE SAC	COTTER	010	210	36	7,560	R	AC		11	86	87	$17	527,659	SEAL CRACKS
NE CRISCOLA AVE	DAWSON ST	EMPIRE ST	CRISCOLA	030	225	35	7,875	R	AC		41	87	88	$6	1,399,157	SEAL CRACKS
NE C ST	LARCH AVE	DECCIO RD	CST	030	920	36	33,120	MiA	AC		71	73	76	$163	956,614	SEAL CRACKS
NE C ST	DECCIO RD	MYRA RD	CST	040	780	36	28,080	MiA	AC		71	73	76	$138	956,614	SEAL CRACKS
NE DAMSON AVE	CUL DE SAC S.	C ST	DAMSON	010	230	37	8,510	R	AC		74	77	79	$36	582,896	SEAL CRACKS
NE DAMSON AVE	CARGILL AVE	ROSE ST	DAMSON	030	521	32	16,672	R	AC		42	87	88	$13	1,399,157	SEAL CRACKS
NE DANNER	C ST	DEAD END N.	DANNER	010	192	27	5,184	R	AC		82	83	84	$15	578,687	SEAL CRACKS
NE DAWSON ST	CITY LIMITS W. OF VILLA AVE	FLEETWOOD AVE	DAWSON	010	325	35	11,375	R	AC		47	87	88	$9	1,399,157	SEAL CRACKS
NE DAWSON ST	FLEETWOOD AVE	CRISCOLA AVE	DAWSON	020	950	35	33,250	R	AC		10	86	87	$74	527,659	SEAL CRACKS
NE DECCIO RD	WHITMAN DR	C ST	DECCIO	010	810	34	27,540	R	AC		79	81	83	$93	584,035	SEAL CRACKS
NW EARL LN	EVANS AVE	WHITMAN DR	EARLLN	010	1,029	36	37,044	R	AC		82	83	84	$109	578,612	SEAL CRACKS
NE ELDER PL	C ST	CUL DE SAC	ELDERPL	010	220	40	8,800	R	AC		73	76	78	$38	587,594	SEAL CRACKS
SE ELM AVE	5TH ST	150 FT S. OF 3RD ST	ELMAV	030	485	32	15,520	R	AC		74	77	79	$65	582,896	SEAL CRACKS
NE EMPIRE ST	WESTFAIR AVE	DEAD END E. OF CRISCOLA AVE	EMPIRE	010	660	35	23,100	R	AC		18	86	87	$51	527,659	SEAL CRACKS
SE ENSIGN PL	SENTRY DR	CUL DE SAC	ENSIGN	010	230	35	8,050	R	AC		83	84	85	$23	571,553	SEAL CRACKS
SE FALBO DR	NEWGATE DR	SCENIC VIEW DR	FALBO	010	925	23	21,275	R	AC		22	86	87	$47	527,659	SEAL CRACKS
NE FERNWOOD PL	C ST	CUL DE SAC	FERNWPL	010	450	36	16,200	R	AC		78	82	84	$50	910,036	SEAL CRACKS
SE GARRISON DR	12TH ST	SENTRY DR	GARRISON	010	300	35	10,500	R	AC		81	82	84	$32	581,094	SEAL CRACKS
SE GARRISON VILLAGE WAY	BEGIN ROUNDABOUT	END ROUNDABOUT	GARRVILL	010	640	19	12,160	R	AC		74	78	80	$48	806,416	SEAL CRACKS
SE GARRISON VILLAGE WAY	ROUNDABOUT	MYRA RD	GARRVILL	020	400	30	12,000	R	AC		80	82	83	$39	583,535	SEAL CRACKS
SW GREELEY ST	4TH ST	90 FT W OF SW HOMESTEAD RD	GREELEY	010	810	34	27,540	R	AC		88	86	87	$65	542,687	SEAL CRACKS
SW GREELEY ST	90 FT W OF SW HOMESTEAD RD	SW DOANS AVE	GREELEY	020	870	34	29,580	R	AC		74	77	79	$124	582,838	SEAL CRACKS
NE HADLEY WAY	WHITMAN DR	WHITMAN DR	HADLEY	010	790	35	27,650	R	AC		76	79	81	$105	605,540	SEAL CRACKS
SE HICKORY CT	CEDAR BEND DR	CUL DE SAC S-E	HICKOR	010	430	26	11,180	R	AC		77	79	81	$41	597,973	SEAL CRACKS

** - Treatment from Project Selection

Scenarios Criteria:

Scenarios - Sections Selected for Treatment

Interest: 5.00% Inflation: 3.00% Printed: 2/14/2023

Scenario: (1) Unconstrained Needs

Year: 2027

Street Name	Begin Location	End Location	Street ID	Section ID	Length	Width	Area	FC	Surface Type	Area ID	Current PCI	Treatment PCI Before	Treatment PCI After	Cost	Rating	Treatment
SE HIGHLAND PARK DR	4TH ST	170 FT N. OF DAVIN DR (N INT)	HIGHLAND	020	1,630	42	68,460	R	AC		48	87	88	$52	1,399,157	SEAL CRACKS
SE HILLCREST DR	DEAD END S. OF 5TH ST	SE 4TH ST	HILLCR	010	440	33	14,520	R	AC		43	87	88	$11	1,399,157	SEAL CRACKS
SW HOMESTEAD RD	170 FT S OF SW 4TH ST	130 FT S OF SW CARVER ST	HOMEST	020	490	34	16,660	R	AC		84	87	88	$35	850,013	SEAL CRACKS
NE KINGWOOD PL	C ST	CUL DE SAC	KINGWPL	010	450	36	16,200	R	AC		79	81	83	$55	584,036	SEAL CRACKS
SE LANDEN DR	MOCKINGBIRD DR	LARCH AVE	LANDEN	010	580	35	20,300	R	AC		78	81	82	$70	620,789	SEAL CRACKS
SE LARCH AVE	DEAD END S.	LAMPERTI ST	LARCHAV	020	490	47	23,030	R	AC		77	79	81	$85	597,973	SEAL CRACKS
SE LARCH AVE	4TH ST	WHITMAN DR	LARCHAV	060	1,530	36	55,080	MiA	AC		71	73	76	$270	956,614	SEAL CRACKS
SE MAPLE AVE	S. OF #107 / SE TAMARACK ST	N. OF HOUSE # 101	MAPLEAV	010	220	26	5,720	R	AC		69	72	75	$29	540,452	SEAL CRACKS
SE MAPLE AVE	N. OF HOUSE # 101	WHITMAN DR	MAPLEAV	020	500	26	13,000	R	AC		82	85	87	$32	863,298	SEAL CRACKS
NW MARIA ST	CUL DE SAC W. OF VERA PL	BLALOCK DR	MARIA	010	1,160	34	39,440	R	AC		83	86	87	$89	859,791	SEAL CRACKS
SE MARINE DR	12TH ST	MARINE DR (MAIN PORTION)	MARINE	010	140	35	4,900	R	AC		83	84	85	$14	571,553	SEAL CRACKS
SE MARINE DR	SENTRY DR	SENTRY DR	MARINE	020	830	36	29,880	R	AC		79	81	83	$101	584,029	SEAL CRACKS
SE MOCKINGBIRD DR	CUL DE SAC W. OF LANDEN DR	LARCH AVE	MOCKING	010	820	35	28,700	R	AC		77	79	81	$105	597,973	SEAL CRACKS
SE MOORBROOK CT	NEWGATE DR	CUL DE SAC EAST	MOORBR	010	161	23	3,703	R	AC		22	86	87	$8	527,659	SEAL CRACKS
NE MULBERRY CT	WHITMAN DR	CUL DE SAC N.	MULBERRY	010	390	34	13,260	R	AC		74	77	79	$56	582,838	SEAL CRACKS
SE NEWGATE DR	CUL DE SAC SOUTH	SCENIC VIEW DR	NEWGAT	010	186	23	4,278	R	AC		15	86	87	$10	527,659	SEAL CRACKS
SE NEWGATE DR	SCENIC VIEW DR	12TH ST	NEWGAT	020	1,046	36	37,656	R	AC		77	81	83	$125	854,148	SEAL CRACKS
SW OAKWOOD PL	6TH ST	CUL DE SAC SOUTH	OAKWPL	010	220	16	3,520	R	AC		15	86	87	$8	527,659	SEAL CRACKS
SE PEPPERIDGE PL	RED OAK AVE	CUL DE SAC WEST	PEPPER	010	480	26	12,480	R	AC		75	78	80	$50	605,807	SEAL CRACKS
NE PINEWOOD LN	A ST	DEAD END NORTH	PINEWOOD	010	200	17	3,400	R	AC		13	86	87	$8	527,659	SEAL CRACKS
NW PONTI MORO CT	SPAGNUOLO LP	CUL DE SAC	PONTI	010	150	36	5,400	R	AC		83	84	85	$15	571,560	SEAL CRACKS
SE RAVEN LN	SE MOCKINGBIRD DR	CUL DE SAC	RAVEN	010	148	28	4,144	R	AC		40	87	88	$3	1,399,157	SEAL CRACKS
SE RED OAK AVE	CEDAR BEND DR	LAMPERTI ST	REDOAK	010	394	26	10,244	R	AC		76	79	81	$39	605,346	SEAL CRACKS
NE REDWOOD PL	C ST	CUL DE SAC	REDWPL	010	300	36	10,800	R	AC		84	84	85	$29	567,739	SEAL CRACKS
SW RIPARIAN CT	HOMESTEAD RD	DEAD END WEST	RIPARCT	010	320	34	10,880	R	AC		77	81	82	$37	690,430	SEAL CRACKS
SE ROBIN DR	SCENIC VIEW DR	MOCKINGBIRD DR	ROBINDR	010	730	28	20,440	R	AC		15	86	87	$46	527,659	SEAL CRACKS
SE ROSEVILLE LN	BIRCH AVE	PARKING LOT EAST	ROSEVI	010	380	18	6,840	R	AC		23	86	87	$15	527,659	SEAL CRACKS

** - Treatment from Project Selection

Scenarios Criteria:

Scenarios - Sections Selected for Treatment

Interest: 5.00% Inflation: 3.00% Printed: 2/14/2023

Scenario: (1) Unconstrained Needs

Year: 2027

Street Name	Begin Location	End Location	Street ID	Section ID	Length	Width	Area	FC	Surface Type	Area ID	Current PCI	Treatment PCI Before	Treatment PCI After	Cost	Rating	Treatment
SE SCENIC VIEW DR	CENTRAL AVE	LARCH AVE	SCENICV	020	1,269	40	50,760	R	AC		82	78	80	$205	573,604	SEAL CRACKS
NE SEDONA LN	LAMBERT AVE	DEAD END WEST / HOUSE #745	SEDONA	010	150	34	5,100	R	AC		79	81	83	$17	610,052	SEAL CRACKS
SE SENTRY DR	LARCH AVE	MARINE DR (WEST INT)	SENTRYDR	010	140	35	4,900	R	AC		81	82	84	$15	581,094	SEAL CRACKS
SE SENTRY DR	MARINE DR (WEST INT)	BRIGADE PL	SENTRYDR	020	1,291	36	46,476	R	AC		81	82	84	$143	581,094	SEAL CRACKS
SE SENTRY DR	BRIGADE PL	GARRISON DR	SENTRYDR	030	928	36	33,408	R	AC		83	84	85	$94	571,553	SEAL CRACKS
SE SENTRY DR	GARRISON DR	CUL DE SAC E.	SENTRYDR	040	550	36	19,800	R	AC		80	82	83	$64	583,546	SEAL CRACKS
NW SPAGNUOLO LOOP	B ST	B ST	SPAGNU	010	890	36	32,040	R	AC		81	82	84	$99	581,101	SEAL CRACKS
NE SPRUCEWOOD PL	C ST	CUL DE SAC	SPRUCEPL	010	360	36	12,960	R	AC		80	82	83	$42	583,559	SEAL CRACKS
SE TAMARACK ST	LARCH AVE	MAPLE AVE	TAMARACK	010	380	35	13,300	R	AC		75	78	80	$53	605,807	SEAL CRACKS
SE TRENTWOOD DR	FALBO DR	DEAD END EAST	TRENTW	010	200	23	4,600	R	AC		18	86	87	$10	527,659	SEAL CRACKS
NW VERA PL	MARIA ST	BLALOCK DR	VERAPL	010	298	34	10,132	R	AC		83	86	87	$23	859,791	SEAL CRACKS
SE VISTA PL	12TH ST	CUL DE SAC EAST	VISTAPL	010	390	27	10,530	R	AC		41	87	88	$8	1,399,157	SEAL CRACKS
E WHITMAN DR	140 E. OF TREMONT DR	LARCH AVE	WHITMAN	100	930	37	34,410	MiA	AC		71	73	76	$169	957,372	SEAL CRACKS
											Treatment Total			$5,349		
SE EAGLE LN	DEAD END W. / HOUSE #944	SE MOCKINGBIRD DR	EAGLE	010	113	62	7,006	R	AC		35	24	100	$96,376	2,747	RECONSTRUCT STRUCTURE (AC)
**SE SKY AVE	SCENIC VIEW DR	12TH ST	SKYAVE	010	607	38	23,066	R	AC/AC		95	87	100	$0	0	RECONSTRUCT STRUCTURE (AC)
**W WHITMAN DR	CITY LIMITS @ MARTIN FIELD LN	DOANS AVE	WHITMAN	010	1,175	29	34,075	MaC	AC		64	51	100	$0	0	RECONSTRUCT STRUCTURE (AC)
**W WHITMAN DR	DOANS AVE	ACADEMY WAY	WHITMAN	020	1,471	29	42,659	MaC	AC		64	52	100	$0	0	RECONSTRUCT STRUCTURE (AC)
											Treatment Total			$96,376		

Year 2027 Area Total 2,343,160 Year 2027 Total $440,977

Grand Total Section Area: 12,081,904 Grand Total $10,803,196

** - Treatment from Project Selection

Scenarios Criteria:

Scenarios - Sections Selected for Treatment

Interest: 5.00% Inflation: 3.00% Printed: 2/14/2023

Scenario: (2) Current Funding ($100k per year)

Year	Budget	PM	Year	Budget	PM	Year	Budget	PM
2023	$95,000	63%	2025	$95,000	63%	2027	$95,000	63%
2024	$95,000	63%	2026	$95,000	63%			

Year: 2023

Street Name	Begin Location	End Location	Street ID	Section ID	Length	Width	Area	FC	Surface Type	Area ID	Current PCI	Treatment PCI Before	Treatment PCI After	Cost	Rating	Treatment
SW 12TH ST	CITY LIMITS WEST / HOUSE #602	BADE AVE	12THST	010	1,380	24	33,120	MiC	AC		67	67	77	$12,880	26,547	CRACK SEAL AND CHIP SEAL
S COLLEGE AVE	150 FT S. OF LAMPERTI ST	LAMPERTI ST	COLLEGE	040	150	48	7,200	OPA	AC		68	68	78	$2,800	43,212	CRACK SEAL AND CHIP SEAL
SE LARCH AVE	12TH ST	8TH ST	LARCHAV	040	1,320	47	62,040	MiA	AC/AC		88	88	94	$24,127	59,735	CRACK SEAL AND CHIP SEAL
SE LARCH AVE	8TH ST	4TH ST	LARCHAV	050	1,320	47	62,040	MiA	AC/AC		87	87	93	$24,127	58,588	CRACK SEAL AND CHIP SEAL
SE MAPLE AVE	S. OF #107 / SE TAMARACK ST	N. OF HOUSE # 101	MAPLEAV	010	220	26	5,720	R	AC		69	70	79	$2,224	24,789	CRACK SEAL AND CHIP SEAL
NE SEDONA LN	LAMBERT AVE	DEAD END WEST / HOUSE #745	SEDONA	010	150	34	5,100	R	AC		79	80	87	$1,983	23,400	CRACK SEAL AND CHIP SEAL
TAUMARSON RD	HWY 125	BLISS LN	TAUMAR	010	740	41	30,340	MiA	AC		69	69	79	$11,799	37,140	CRACK SEAL AND CHIP SEAL
TAUMARSON RD	150 FT W. OF SEDGWICK CT	SE JUSTICE AVE	TAUMAR	040	820	35	28,700	MiA	AC		74	74	83	$11,161	44,009	CRACK SEAL AND CHIP SEAL
											Treatment Total			$91,101		
SW 11TH ST	DEAD END W. OF BADE AVE	BADE AVE	11THST	010	327	40	13,080	R	AC		85	86	87	$28	648,060	SEAL CRACKS
SW 13TH ST	BADE AVE	COLLEGE AVE	13THST	010	670	32	21,440	R	AC		86	87	88	$42	671,725	SEAL CRACKS
SW 1ST ST	ACADEMY WAY	DAVIS AVE	1STST	010	1,270	26	33,020	R	AC		80	81	82	$101	671,505	SEAL CRACKS
SW 2ND ST	ACADEMY WAY	DAVIS AVE	2NDST	010	1,270	24	30,480	R	AC		81	82	83	$87	703,799	SEAL CRACKS
SE 2ND ST	ASH AVE	DATE AVE	2NDST	020	780	40	31,200	R	AC		88	88	89	$51	515,918	SEAL CRACKS
SW 3RD ST	ACADEMY WAY	DAVIS AVE	3RDST	010	1,270	24	30,480	R	AC		81	82	83	$87	703,799	SEAL CRACKS
SE 3RD ST	COLLEGE AVE	ASH AVE	3RDST	020	350	39	13,650	R	AC		83	84	85	$34	660,450	SEAL CRACKS
SE 3RD ST	ASH AVE	DATE AVE	3RDST	030	903	39	35,217	R	AC		83	84	85	$88	660,450	SEAL CRACKS
SE 3RD ST	DATE AVE	ELM AVE	3RDST	040	480	39	18,720	R	AC		84	85	86	$43	687,020	SEAL CRACKS
SW 4TH ST	ACADEMY WAY	DAVIS AVE	4THST	030	1,280	37	47,360	MaC	AC		88	88	89	$78	724,835	SEAL CRACKS
SE 5TH ST	DATE AVE	ELM AVE	5THST	020	485	36	17,460	R	AC		86	87	88	$34	671,725	SEAL CRACKS
SE 5TH ST	ELM AVE	DEAD END EAST	5THST	030	351	36	12,636	R	AC		85	86	87	$27	648,060	SEAL CRACKS
SW 6TH ST	GRANDVIEW AVE	EVANS AVE	6THST	010	986	21	20,706	R	AC		86	87	88	$40	671,725	SEAL CRACKS
SW 7TH ST	EVANS AVE	DEAD END EAST	7THST	010	273	28	7,644	R	AC		83	84	85	$19	660,450	SEAL CRACKS
SW 9TH ST	BADE AVE	COLLEGE AVE	9THST	010	670	35	23,450	R	AC		83	84	85	$58	660,450	SEAL CRACKS
SW ACADEMY WAY	4TH ST	WHITMAN DR	ACADEMY	010	1,324	35	46,340	MaC	AC		87	87	88	$84	700,793	SEAL CRACKS
SE ASH AVE	4TH ST	WHITMAN DR	ASHAVE	010	1,320	42	55,440	MaC	AC		87	87	88	$100	763,272	SEAL CRACKS

** - Treatment from Project Selection

Scenarios Criteria:

Scenarios - Sections Selected for Treatment

Interest: 5.00% Inflation: 3.00% Printed: 2/14/2023

Scenario: (2) Current Funding ($100k per year)

Year: 2023

Street Name	Begin Location	End Location	Street ID	Section ID	Length	Width	Area	FC	Surface Type	Area ID	Current PCI	Treatment PCI Before	Treatment PCI After	Cost	Rating	Treatment
NE ASH AVE	WHITMAN DR	A ST	ASHAVE	020	617	42	25,914	MaC	AC		88	88	89	$42	787,820	SEAL CRACKS
NE ASH AVE	A ST	C ST	ASHAVE	030	690	42	28,980	MaC	AC		87	87	88	$52	763,272	SEAL CRACKS
NE A ST	COLLEGE AVE	ASH AVE	AST	010	330	38	12,540	R	AC		82	83	84	$34	685,331	SEAL CRACKS
NE A ST	ASH AVE	BIRCH AVE	AST	020	320	38	12,160	R	AC		83	84	85	$30	660,298	SEAL CRACKS
NE A ST	IVY LN	TREMONT DR	AST	040	390	38	14,820	R	AC		81	82	83	$42	703,799	SEAL CRACKS
SW BADE AVE	13TH ST	12TH ST	BADEAV	010	320	37	11,840	R	AC		88	89	89	$19	633,051	SEAL CRACKS
SW BADE AVE	12TH ST	10TH ST	BADEAV	020	645	40	25,800	R	AC		84	85	86	$59	687,020	SEAL CRACKS
SW BADE AVE	10TH ST	6TH ST	BADEAV	030	1,300	34	44,200	R	AC		84	85	86	$102	687,020	SEAL CRACKS
SW BADE AVE	6TH ST	4TH ST	BADEAV	040	671	38	25,498	R	AC		85	86	87	$54	648,060	SEAL CRACKS
SE BIRCH AVE	150 FT S. OF 10TH ST / #1010	8TH ST	BIRCHAV	020	800	35	28,000	R	AC		79	80	81	$91	654,697	SEAL CRACKS
SE BIRCH AVE	8TH ST	6TH ST	BIRCHAV	030	660	35	23,100	R	AC		83	84	85	$58	660,298	SEAL CRACKS
SE BIRCH AVE	CUL DE SAC S. OF WHITMAN DR	WHITMAN DR	BIRCHAV	070	240	35	8,400	R	AC		83	84	85	$21	660,298	SEAL CRACKS
NE BIRCH AVE	WHITMAN DR	A ST	BIRCHAV	080	590	35	20,650	R	AC		81	82	83	$59	703,799	SEAL CRACKS
NE BIRCH AVE	A ST	C ST	BIRCHAV	090	710	39	27,690	R	AC		84	85	86	$64	686,868	SEAL CRACKS
BLALOCK DR	VERA PL	COLLEGE AVE	BLALOCK	010	1,136	29	32,944	R	AC		81	82	83	$94	703,799	SEAL CRACKS
SE BROADWAY AVE	SE MOUNTAIN VIEW DR	SE 12TH ST	BROADW	030	300	28	8,400	R	AC		82	83	84	$22	685,331	SEAL CRACKS
SE BROADWAY AVE	12TH ST	DEAD END NORTH	BROADW	040	575	33	18,975	R	AC		84	85	86	$44	686,868	SEAL CRACKS
NW B ST	EVANS AVE	RUBY LN	BST	010	343	35	12,005	R	AC		85	86	87	$26	647,863	SEAL CRACKS
NW B ST	RUBY LN	100 FT E. OF LAURELLA LN	BST	020	300	32	9,600	R	AC		84	85	86	$22	686,868	SEAL CRACKS
NW B ST	100 FT E. OF LAURELLA LN	130 FT W. OF SCHNABELL LN	BST	030	350	29	10,150	R	AC		86	87	88	$20	671,526	SEAL CRACKS
NW B ST	130 FT W. OF SCHNABELL LN	COLLEGE AVE	BST	040	670	36	24,120	R	AC		80	81	82	$74	671,505	SEAL CRACKS
SE CENTRAL AVE	VALLEY DR	SCENIC VIEW DR	CENTRAL	010	612	38	23,256	R	AC		82	83	84	$62	685,331	SEAL CRACKS
S COLLEGE AVE	HWY 125	SCHOOL BUS YARD EXIT	COLLEGE	010	1,070	42	44,940	OPA	AC		88	89	89	$73	1,192,110	SEAL CRACKS
NE C ST	COLLEGE AVE	DAMSON AVE	CST	010	1,290	34	43,860	MaC	AC/AC		88	88	89	$5	9,757,811	SEAL CRACKS
NE DANNER (SPUR)	NE DANNER	DEAD END EAST	DANNER	020	100	29	2,900	R	AC		83	84	85	$7	660,147	SEAL CRACKS
SE DATE AVE	12TH ST	8TH ST	DATEAV	010	1,324	35	46,340	MaC	AC		86	86	88	$91	865,051	SEAL CRACKS
SE DATE AVE	8TH ST	4TH ST	DATEAV	020	1,310	35	45,850	MaC	AC		86	86	88	$90	865,051	SEAL CRACKS
SE DATE AVE	3RD ST	2ND ST	DATEAV	030	420	34	14,280	R	AC		84	85	86	$33	687,020	SEAL CRACKS
NE DAWSON ST	CRISCOLA AVE	MYRA RD	DAWSON	030	100	35	3,500	R	AC		80	81	82	$11	671,405	SEAL CRACKS
SE EDGEMONT PL	12TH ST	STANFORD PL	EDGEMO	010	254	40	10,160	R	AC		84	85	86	$23	687,020	SEAL CRACKS
SE ELM AVE	8TH ST	6TH ST	ELMAV	010	650	35	22,750	R	AC		81	82	83	$65	703,900	SEAL CRACKS

** - Treatment from Project Selection

Scenarios Criteria:

Scenarios - Sections Selected for Treatment

Interest: 5.00% Inflation: 3.00% Printed: 2/14/2023

Scenario: (2) Current Funding ($100k per year)

Year: 2023

Street Name	Begin Location	End Location	Street ID	Section ID	Length	Width	Area	FC	Surface Type	Area ID	Current PCI	Treatment PCI Before	Treatment PCI After	Cost	Rating	Treatment
SW EVANS AVE	DEAD END S. OF 7TH ST	6TH ST	EVANSAV	010	598	35	20,930	R	AC		86	87	88	$41	671,725	SEAL CRACKS
SW EVANS AVE	1ST ST	WHITMAN DR	EVANSAV	020	315	36	11,340	R	AC		83	84	85	$28	660,450	SEAL CRACKS
NE IVY LN	WHITMAN DR	A ST	IVYLN	010	650	40	26,000	R	AC		86	87	88	$51	671,725	SEAL CRACKS
NE LAMBERT AVE	C ST	SPITZENBURG ST	LAMBERT	010	590	18	10,620	MaC	AC		79	79	81	$35	760,137	SEAL CRACKS
NE LAMBERT AVE	SPITZENBURG ST	ROSE ST	LAMBERT	020	550	18	9,900	MaC	AC		75	75	78	$40	679,175	SEAL CRACKS
SE LAMPERTI ST	COLLEGE AVE	175 FT W. OF RED OAK AVE	LAMPER	010	410	40	16,400	MiA	AC/AC		83	83	85	$36	957,376	SEAL CRACKS
SE LINDA DR	VALLEY DR	SUNNY DR	LINDADR	010	270	38	10,260	R	AC		84	85	86	$24	686,868	SEAL CRACKS
SE MOUNTAIN VIEW DR	BROADWAY AVE	CENTRAL AVE	MOUNTVI	010	1,009	40	40,360	R	AC		81	82	83	$116	703,799	SEAL CRACKS
OWENS RD	1170 FT N. OF MOJONNIER RD (CI	WASTEWATER TREATMENT	OWENS	010	920	22	20,240	R	AC		86	87	88	$39	671,327	SEAL CRACKS
SW PUFF LN	10TH ST	CUL DE SAC SOUTH	PUFFLN	010	350	40	14,000	R	AC		84	85	86	$32	687,020	SEAL CRACKS
SE SCENIC VIEW DR	BROADWAY AVE	CENTRAL AVE	SCENICV	010	1,010	40	40,400	R	AC		82	83	84	$108	685,331	SEAL CRACKS
SE SCENIC VIEW DR	CENTRAL AVE	LARCH AVE	SCENICV	020	1,269	40	50,760	R	AC		82	83	84	$136	652,865	SEAL CRACKS
SE STANFORD PL	DATE AVE	CUL DE SAC EAST	STANFORD	010	600	40	24,000	R	AC		80	81	82	$73	671,606	SEAL CRACKS
SUNCREST TER	CITY LIMITS WEST / HOUSE #841	GRANDVIEW AVE	SUNCRE	010	570	20	11,400	R	AC		83	84	85	$28	660,450	SEAL CRACKS
SE SUNNY DR	COLLEGE AVE	CENTRAL AVE	SUNNYDR	010	1,350	39	52,650	R	AC		84	85	86	$121	686,868	SEAL CRACKS
NE TREMONT DR	WHITMAN DR	A ST	TREMONT	010	762	38	28,956	R	AC		81	82	83	$83	703,799	SEAL CRACKS
SE VALLEY DR	LINDA DR	CENTRAL AVE	VALLEY	010	590	28	16,520	R	AC		81	82	83	$47	703,799	SEAL CRACKS
SE VALLEY DR	CENTRAL AVE	CUL DE SAC NORTH EAST	VALLEY	020	650	24	15,600	R	AC		80	81	82	$48	671,505	SEAL CRACKS
SE VALLEY VIEW TER	VALLEY DR	SCENIC VIEW DR	VALLVI	010	590	15	8,850	R	AC		86	87	88	$17	671,526	SEAL CRACKS
											Treatment Total			$3,595		
**SE 12TH ST	COLLEGE AVE	BROADWAY AVE	12THST	030	341	45	15,345	MiA	AC		61	61	100	$0	0	MILL AND THICK OVERLAY
**SE 12TH ST	BROADWAY AVE	CENTRAL AVE	12THST	040	1,010	45	45,450	MiA	AC		55	55	100	$0	0	MILL AND THICK OVERLAY
**SE 12TH ST	CENTRAL AVE	LARCH AVE	12THST	050	1,250	45	56,250	MiA	AC		55	55	100	$0	0	MILL AND THICK OVERLAY
											Treatment Total			$0		
**MOJONNIER RD	BLUVUE LN	CHRISTENSEN LN	MOJON	010	1,370	23	31,510	MiA	AC		75	76	100	$0	0	RECONSTRUCT STRUCTURE (AC)
**MOJONNIER RD	CHRISTENSEN LN	320 FT W. OF COLLEGE AVE	MOJON	020	1,680	23	38,640	MiA	AC		75	76	100	$0	0	RECONSTRUCT STRUCTURE (AC)

** - Treatment from Project Selection

Scenarios Criteria:

Scenarios - Sections Selected for Treatment

Interest: 5.00% Inflation: 3.00% Printed: 2/14/2023

Scenario: (2) Current Funding ($100k per year)

Year: 2023

Street Name	Begin Location	End Location	Street ID	Section ID	Length	Width	Area	FC	Surface Type	Area ID	Current PCI	Treatment PCI Before	Treatment PCI After	Cost	Rating	Treatment
**MOJONNIER RD	320 FT W. OF COLLEGE AVE	COLLEGE AVE	MOJON	030	320	48	15,360	MiA	AC		77	77	100	$0	0	RECONSTRUCT STRUCTURE (AC)
											Treatment Total			$0		

Year 2024 Area Total 2,007,946 Year 2024 Total $94,696

Year: 2024

Street Name	Begin Location	End Location	Street ID	Section ID	Length	Width	Area	FC	Surface Type	Area ID	Current PCI	Treatment PCI Before	Treatment PCI After	Cost	Rating	Treatment
SE 6TH ST	LARCH AVE	HIGHLAND PARK DR	6THST	080	210	35	7,350	R	AC		77	76	84	$2,944	23,657	CRACK SEAL AND CHIP SEAL
NE C ST	LARCH AVE	DECCIO RD	CST	030	920	36	33,120	MiA	AC		71	70	79	$13,266	41,864	CRACK SEAL AND CHIP SEAL
SE LARCH AVE	LAMPERTI ST	12TH ST	LARCHAV	030	1,270	47	59,690	MiA	AC/AC		85	84	91	$23,909	56,732	CRACK SEAL AND CHIP SEAL
E WHITMAN DR	COLLEGE AVE	ASH AVE	WHITMAN	060	350	38	13,300	MiA	AC		80	79	87	$5,327	40,929	CRACK SEAL AND CHIP SEAL
E WHITMAN DR	140 E. OF TREMONT DR	LARCH AVE	WHITMAN	100	930	37	34,410	MiA	AC		71	70	79	$13,783	41,875	CRACK SEAL AND CHIP SEAL
E WHITMAN DR	LARCH AVE	DECCIO RD	WHITMAN	110	1,105	37	40,885	MiA	AC		77	76	84	$16,377	50,749	CRACK SEAL AND CHIP SEAL
E WHITMAN DR	DECCIO RD	MYRA RD	WHITMAN	120	1,180	40	47,200	MiA	AC		74	73	82	$18,906	46,692	CRACK SEAL AND CHIP SEAL
											Treatment Total			$94,513		
NE C ST	DAMSON AVE	LARCH AVE	CST	020	1,435	34	48,790	MaC	AC		90	88	89	$85	716,904	SEAL CRACKS
SW DAVIS AVE	8TH ST	6TH ST	DAVISAV	010	620	36	22,320	MaC	AC		90	88	89	$38	766,033	SEAL CRACKS
NE DELLA AVE	C ST	SPITZENBURG ST	DELLAAV	010	570	18	10,260	R	AC		79	78	80	$37	630,538	SEAL CRACKS
NE SPITZENBURG ST	DAMSON AVE	220 FT W. OF TULIP LN	SPITZEN	010	990	26	25,740	R	AC		88	87	88	$51	562,730	SEAL CRACKS
NE SPITZENBURG ST	220 FT W. OF TULIP LN	TULIP LN	SPITZEN	020	220	26	5,720	R	AC		86	85	86	$13	605,053	SEAL CRACKS
NE SPITZENBURG ST	TULIP LN	LAMBERT AVE	SPITZEN	030	240	28	6,720	R	AC		86	85	86	$16	605,053	SEAL CRACKS
NE SPITZENBURG ST	LAMBERT AVE	DELLA AVE	SPITZEN	040	400	19	7,600	R	AC		85	84	85	$19	621,689	SEAL CRACKS
NE SPITZENBURG ST	DELLA AVE	MYRA RD	SPITZEN	050	770	31	23,870	R	AC		89	88	89	$44	540,258	SEAL CRACKS
											Treatment Total			$303		
**SE BIRCH AVE	4TH ST	SE 3RD ST	BIRCHAV	050	320	18	5,760	R	AC		24	21	100	$0	0	RECONSTRUCT STRUCTURE (AC)
**SE BIRCH AVE	SE 3RD ST	SE 2ND ST	BIRCHAV	060	320	20	6,400	R	AC		86	85	100	$0	0	RECONSTRUCT STRUCTURE (AC)

** - Treatment from Project Selection

Scenarios Criteria:

Scenarios - Sections Selected for Treatment

Interest: 5.00% Inflation: 3.00% Printed: 2/14/2023

Scenario: (2) Current Funding ($100k per year)

Treatment Total $0

Year 2024 Area Total 399,135 Year 2024 Total $94,816

Year: 2025

Street Name	Begin Location	End Location	Street ID	Section ID	Length	Width	Area	FC	Surface Type	Area ID	Current PCI	Treatment PCI Before	Treatment PCI After	Cost	Rating	Treatment
NE CARGILL AVE	DAMSON AVE	120 FT EAST OF DAMSON AVE	CARGILL	010	120	36	4,320	R	AC		77	74	83	$1,782	22,749	CRACK SEAL AND CHIP SEAL
N COLLEGE AVE	WHITMAN DR	ROSE ST	COLLEGE	090	1,719	37	63,603	OPA	AC		83	80	88	$26,241	40,184	CRACK SEAL AND CHIP SEAL
NE C ST	DECCIO RD	MYRA RD	CST	040	780	36	28,080	MiA	AC		71	67	77	$11,585	39,852	CRACK SEAL AND CHIP SEAL
NE DAWSON ST	CRISCOLA AVE	MYRA RD	DAWSON	030	100	35	3,500	R	AC		80	79	87	$1,444	21,761	CRACK SEAL AND CHIP SEAL
SE LARCH AVE	4TH ST	WHITMAN DR	LARCHAV	060	1,530	36	55,080	MiA	AC		71	67	77	$22,724	39,852	CRACK SEAL AND CHIP SEAL
NE MYRA RD	ROSE ST	CITY LIMITS 260 FT N. OF DAWSO	MYRARD	010	1,140	54	61,560	MiA	AC		76	73	82	$25,398	41,373	CRACK SEAL AND CHIP SEAL
E WHITMAN DR	ASH AVE	BIRCH AVE	WHITMAN	070	343	37	12,691	MiA	AC		80	77	85	$5,236	40,201	CRACK SEAL AND CHIP SEAL
											Treatment Total			$94,411		
SE 10TH ST	COLLEGE AVE	BIRCH AVE	10THST	030	610	15	9,150	R	AC		94	89	90	$14	448,065	SEAL CRACKS
SW 4TH ST	SW HOMESTEAD AVE	DEAD END E. OF SW DOANS AVE	4THST	020	900	42	37,800	MiC	AC		92	88	89	$67	751,543	SEAL CRACKS
SW ALICIA LOOP	VIRGINIA ST	VIRGINIA ST	ALICIA	010	610	34	20,740	R	AC		94	89	90	$33	444,232	SEAL CRACKS
SW ANGELINA LOOP	VIRGINIA ST	VIRGINIA ST	ANGELI	010	670	34	22,780	R	AC		94	89	90	$36	448,978	SEAL CRACKS
S COLLEGE AVE	50 FT S. OF CEDAR BEND DR	150 FT S. OF LAMPERTI ST	COLLEGE	030	330	42	13,860	OPA	AC		94	88	89	$24	808,940	SEAL CRACKS
NE DAMSON AVE	C ST	CARGILL AVE	DAMSON	020	220	35	7,700	R	AC		94	89	90	$12	448,065	SEAL CRACKS
SW HOMESTEAD AVE	DEAD END S. OF SW JULIA ST	170 FT S OF SW 4TH ST	HOMEST	010	1,000	34	34,000	R	AC		93	89	89	$58	480,576	SEAL CRACKS
SW JULIA ST	VIRGINIA ST	HOMESTEAD AVE	JULIA	010	660	34	22,440	R	AC		94	89	90	$35	444,232	SEAL CRACKS
SW JULIA ST	HOMESTEAD AVE	DOANS AVE	JULIA	020	680	34	23,120	R	AC		94	89	90	$36	444,232	SEAL CRACKS
SE LAMPERTI ST	175 FT W. OF RED OAK AVE	MEADOWBROOK BLVD	LAMPER	020	1,320	28	36,960	MiA	AC/AC		90	88	89	$14	6,497,698	SEAL CRACKS
SE LAMPERTI ST	MEADOWBROOK BLVD	LARCH AVE	LAMPER	030	884	38	33,592	MiA	AC/AC		90	88	89	$13	6,497,698	SEAL CRACKS
SE MEADOWBROOK BLVD	HWY 125	LAMPERTI ST	MEADOWB	010	1,202	60	72,120	MiA	AC/AC		93	88	89	$28	4,399,483	SEAL CRACKS
SW VIRGINIA ST	DEAD END W. OF JULIA ST	DOANS AVE	VIRGINIA	010	2,350	34	79,900	R	AC		93	89	89	$137	480,576	SEAL CRACKS
WHISPERING CREEK	DEAD END S.	8TH ST	WHISPCR	010	450	35	15,750	R	AC		93	89	89	$27	480,274	SEAL CRACKS
											Treatment Total			$535		

** - Treatment from Project Selection

Scenarios Criteria:

Scenarios - Sections Selected for Treatment

Interest: 5.00% Inflation: 3.00% Printed: 2/14/2023

Scenario: (2) Current Funding ($100k per year)

Year: 2025

Street Name	Begin Location	End Location	Street ID	Section ID	Length	Width	Area	FC	Surface Type	Area ID	Current PCI	Treatment PCI Before	Treatment PCI After	Cost	Rating	Treatment
**SE 12TH ST	LARCH AVE	GARRISON DR	12THST	060	2,230	45	100,350	MiA	AC		57	52	100	$0	0	RECONSTRUCT STRUCTURE (AC)
**SE 12TH ST	GARRISON DR	MYRA RD	12THST	070	1,700	45	76,500	MiA	AC		66	62	100	$0	0	RECONSTRUCT STRUCTURE (AC)
											Treatment Total			$0		

Year 2025 Area Total 835,596 Year 2025 Total $94,946

Year: 2026

Street Name	Begin Location	End Location	Street ID	Section ID	Length	Width	Area	FC	Surface Type	Area ID	Current PCI	Treatment PCI Before	Treatment PCI After	Cost	Rating	Treatment
S COLLEGE AVE	12TH ST	10TH ST	COLLEGE	060	640	48	30,720	OPA	AC		81	76	84	$13,054	37,359	CRACK SEAL AND CHIP SEAL
S COLLEGE AVE	10TH ST	6TH ST	COLLEGE	070	1,310	38	49,780	OPA	AC		80	74	83	$21,154	36,149	CRACK SEAL AND CHIP SEAL
N COLLEGE AVE	ROSE ST	CITY LIMITS (30 FT N. OF BLALO	COLLEGE	100	280	44	12,320	MiA	AC		75	68	77	$5,235	30,856	CRACK SEAL AND CHIP SEAL
NE DAMSON AVE	CUL DE SAC S.	C ST	DAMSON	010	230	37	8,510	R	AC		74	70	79	$3,616	22,784	CRACK SEAL AND CHIP SEAL
NE DANNER (SPUR)	NE DANNER	DEAD END EAST	DANNER	020	100	29	2,900	R	AC		83	80	88	$1,232	20,474	CRACK SEAL AND CHIP SEAL
SW DAVIS AVE	1ST ST (SOUTH INT)	WHITMAN DR	DAVISAV	040	320	32	10,240	MaC	AC/AC		85	81	89	$4,351	36,921	CRACK SEAL AND CHIP SEAL
NE ELDER PL	C ST	CUL DE SAC	ELDERPL	010	220	40	8,800	R	AC		73	69	78	$3,740	22,962	CRACK SEAL AND CHIP SEAL
SE GARRISON VILLAGE WAY	BEGIN ROUNDABOUT	END ROUNDABOUT	GARRVILL	010	640	19	12,160	R	AC		74	70	79	$5,167	28,739	CRACK SEAL AND CHIP SEAL
NE LARCH AVE	WHITMAN DR	C ST	LARCHAV	070	1,090	36	39,240	MiA	AC		72	66	76	$16,675	37,764	CRACK SEAL AND CHIP SEAL
TAUMARSON RD	FREEDOM PL	150 FT W. OF SEDGWICK CT	TAUMAR	030	650	35	22,750	MiA	AC		87	81	88	$9,668	31,041	CRACK SEAL AND CHIP SEAL
E WHITMAN DR	440 FT E. OF BIRCH AVE	140 FT E. OF TREMONT DR	WHITMAN	090	580	37	21,460	MiA	AC		84	80	87	$9,119	39,360	CRACK SEAL AND CHIP SEAL
											Treatment Total			$93,013		
**NE CEDAR AVE	A ST	C ST	CEDARAV	020	712	39	27,768	R	AC		20	10	100	$0	0	2" OVERLAY
											Treatment Total			$0		
SE 12TH ST	COLLEGE AVE	BROADWAY AVE	12THST	030	341	45	15,345	MiA	AC		61	87	88	$16	2,039,045	SEAL CRACKS
SE 12TH ST	BROADWAY AVE	CENTRAL AVE	12THST	040	1,010	45	45,450	MiA	AC		55	87	88	$46	2,039,045	SEAL CRACKS
SE 12TH ST	CENTRAL AVE	LARCH AVE	12THST	050	1,250	45	56,250	MiA	AC		55	87	88	$57	2,039,045	SEAL CRACKS
SE BROADWAY AVE	SUNNY DR	SE SCENIC VIEW DR	BROADW	010	290	24	6,960	R	AC/AC		94	88	89	$3	2,272,211	SEAL CRACKS

** - Treatment from Project Selection

Scenarios Criteria:

Scenarios - Sections Selected for Treatment

Interest: 5.00% Inflation: 3.00% Printed: 2/14/2023

Scenario: (2) Current Funding ($100k per year)

Year: 2026

Street Name	Begin Location	End Location	Street ID	Section ID	Length	Width	Area	FC	Surface Type	Area ID	Current PCI	Treatment PCI Before	Treatment PCI After	Cost	Rating	Treatment
SE CLOVER CT	HARVEST DR	CUL DE SAC	CLOVER	010	150	36	5,400	R	AC		84	80	82	$19	602,905	SEAL CRACKS
S COLLEGE AVE	SCHOOL BUS YARD ENTRANCE	50 FT S. OF CEDAR BEND DR	COLLEGE	020	1,220	42	51,240	OPA	AC		94	89	90	$84	1,098,786	SEAL CRACKS
S COLLEGE AVE	150 FT S. OF LAMPERTI ST	LAMPERTI ST	COLLEGE	040	150	48	7,200	OPA	AC		68	72	75	$35	971,828	SEAL CRACKS
SE COLONIAL DR	TAUMARSON RD	CONSTITUTION DR	COLONIA	010	1,090	40	43,600	R	AC		89	84	86	$113	583,437	SEAL CRACKS
SE CONSTITUTION DR	INDEPENDENCE DR	JUSTICE AVE	CONSTIT	010	820	40	32,800	R	AC		89	84	86	$85	583,437	SEAL CRACKS
NW EVANS AVE	WHITMAN DR	105 FT S. OF EARL LN	EVANSAV	030	555	28	15,540	R	AC		94	88	89	$30	509,471	SEAL CRACKS
SE FREEDOM PL	TAUMARSON RD	CUL DE SAC	FREEDO	010	490	40	19,600	R	AC		89	84	86	$51	583,437	SEAL CRACKS
SE GRASSLAND CT	LARCH AVE	CUL DE SAC	GRASSL	010	190	36	6,840	R	AC		80	76	78	$29	578,701	SEAL CRACKS
SE HARVEST DR	CUL DE SAC S.	LARCH AVE (WEST INT)	HARVEST	010	160	36	5,760	R	AC		84	80	82	$20	602,905	SEAL CRACKS
SE HARVEST DR	LARCH AVE (WEST INT)	LARCH AVE (EAST INT)	HARVEST	020	1,290	36	46,440	R	AC		84	80	82	$162	602,905	SEAL CRACKS
SE HARVEST DR	LARCH AVE (EAST INT)	SUNFLOWER CT	HARVEST	030	230	36	8,280	R	AC		84	80	82	$29	602,905	SEAL CRACKS
SE INDEPENDENCE DR	COLONIAL DR	CUL DE SAC N. OF LIBERTY WAY	INDEPEN	010	1,170	35	40,950	R	AC		89	84	86	$106	583,437	SEAL CRACKS
SE JUSTICE AVE	TAUMARSON RD	LIBERTY WAY	JUSTICE	010	630	34	21,420	R	AC		89	84	86	$55	583,437	SEAL CRACKS
SE LARCH AVE	TAUMARSON RD	HARVEST DR INT EAST	LARCHAV	010	950	35	33,250	R	AC		84	80	82	$116	602,905	SEAL CRACKS
SE LIBERTY WAY	INDEPENDENCE DR	JUSTICE AVE	LIBERTY	010	370	35	12,950	R	AC		89	84	86	$33	583,437	SEAL CRACKS
SE MARKET ST	TAUMARSON RD	HARVEST DR	MARKET	010	210	36	7,560	R	AC		83	79	81	$28	598,398	SEAL CRACKS
MOJONNIER RD	BLUVUE LN	CHRISTENSEN LN	MOJON	010	1,370	23	31,510	MiA	AC		75	87	88	$67	842,617	SEAL CRACKS
MOJONNIER RD	CHRISTENSEN LN	320 FT W. OF COLLEGE AVE	MOJON	020	1,680	23	38,640	MiA	AC		75	87	88	$82	842,617	SEAL CRACKS
MOJONNIER RD	320 FT W. OF COLLEGE AVE	COLLEGE AVE	MOJON	030	320	48	15,360	MiA	AC		77	87	88	$33	842,617	SEAL CRACKS
OWENS RD	600 FT N. OF MOJONNIER RD (CIT	1170 FT N. OF MOJONNIER RD (CI	OWENS	020	570	22	12,540	R	AC		94	88	88	$24	509,649	SEAL CRACKS
SE SUNFLOWER CT	CUL DE SAC W. OF HARVEST DR	CUL DE SAC E. OF HARVEST DR	SUNFLO	010	260	35	9,100	R	AC		84	80	82	$32	602,905	SEAL CRACKS
TAUMARSON RD	HWY 125	BLISS LN	TAUMAR	010	740	41	30,340	MiA	AC		69	72	75	$152	818,007	SEAL CRACKS
TAUMARSON RD	150 FT W. OF SEDGWICK CT	SE JUSTICE AVE	TAUMAR	040	820	35	28,700	MiA	AC		74	78	80	$112	1,082,154	SEAL CRACKS
											Treatment Total			$1,618		

** - Treatment from Project Selection

Scenarios Criteria:

Scenarios - Sections Selected for Treatment

Interest: 5.00% Inflation: 3.00% Printed: 2/14/2023

Scenario: (2) Current Funding ($100k per year)

Year: 2026

Street Name	Begin Location	End Location	Street ID	Section ID	Length	Width	Area	FC	Surface Type	Area ID	Current PCI	Treatment PCI Before	Treatment PCI After	Cost	Rating	Treatment
**SE DEWEY DR	LARCH AVE	12TH ST	DEWEY	010	760	47	35,720	R	AC		34	26	100	$0	0	RECONSTRUCT STRUCTURE (AC)
											Treatment Total			$0		

Year 2027 Area Total 931,393 Year 2027 Total $94,631

Year: 2027

Street Name	Begin Location	End Location	Street ID	Section ID	Length	Width	Area	FC	Surface Type	Area ID	Current PCI	Treatment PCI Before	Treatment PCI After	Cost	Rating	Treatment
NE CARGILL AVE	CUL DE SAC SOUTH	NE SPITZENBURG ST	CARGILL	020	450	36	16,200	R	AC		75	69	78	$7,091	22,558	CRACK SEAL AND CHIP SEAL
SE CEDAR BEND DR	COLLEGE AVE	DEAD END E. OF RED OAK AVE	CEDARB	010	710	26	18,460	R	AC		75	69	78	$8,080	22,558	CRACK SEAL AND CHIP SEAL
S COLLEGE AVE	HWY 125	SCHOOL BUS YARD EXIT	COLLEGE	010	1,070	42	44,940	OPA	AC		88	83	90	$19,670	37,153	CRACK SEAL AND CHIP SEAL
SE LAMPERTI ST	COLLEGE AVE	175 FT W. OF RED OAK AVE	LAMPER	010	410	40	16,400	MiA	AC/AC		83	75	84	$7,178	30,762	CRACK SEAL AND CHIP SEAL
SE LAMPERTI ST	175 FT W. OF RED OAK AVE	MEADOWBROOK BLVD	LAMPER	020	1,320	28	36,960	MiA	AC/AC		90	86	93	$16,177	36,933	CRACK SEAL AND CHIP SEAL
SE LAMPERTI ST	MEADOWBROOK BLVD	LARCH AVE	LAMPER	030	884	38	33,592	MiA	AC/AC		90	86	93	$14,703	36,933	CRACK SEAL AND CHIP SEAL
NE ROSE ST	COLLEGE AVE	DAMSON AVE	ROSEST	010	1,320	34	44,880	OPA	AC		75	65	75	$19,644	29,737	CRACK SEAL AND CHIP SEAL
											Treatment Total			$92,543		
SE 2ND ST	ASH AVE	DATE AVE	2NDST	020	780	40	31,200	R	AC		88	83	84	$94	580,039	SEAL CRACKS
SW BADE AVE	13TH ST	12TH ST	BADEAV	010	320	37	11,840	R	AC		88	84	85	$32	666,541	SEAL CRACKS
NE C ST	LARCH AVE	DECCIO RD	CST	030	920	36	33,120	MiA	AC		71	73	76	$163	956,614	SEAL CRACKS
SE LARCH AVE	LAMPERTI ST	12TH ST	LARCHAV	030	1,270	47	59,690	MiA	AC/AC		85	87	88	$38	5,066,609	SEAL CRACKS
SE MAPLE AVE	S. OF #107 / SE TAMARACK ST	N. OF HOUSE # 101	MAPLEAV	010	220	26	5,720	R	AC		69	72	75	$29	540,452	SEAL CRACKS
SE SCENIC VIEW DR	CENTRAL AVE	LARCH AVE	SCENICV	020	1,269	40	50,760	R	AC		82	78	80	$205	573,604	SEAL CRACKS
NE SEDONA LN	LAMBERT AVE	DEAD END WEST / HOUSE #745	SEDONA	010	150	34	5,100	R	AC		79	81	83	$17	610,052	SEAL CRACKS
E WHITMAN DR	COLLEGE AVE	ASH AVE	WHITMAN	060	350	38	13,300	MiA	AC		80	81	83	$43	1,071,790	SEAL CRACKS
E WHITMAN DR	140 E. OF TREMONT DR	LARCH AVE	WHITMAN	100	930	37	34,410	MiA	AC		71	73	76	$169	957,372	SEAL CRACKS
E WHITMAN DR	LARCH AVE	DECCIO RD	WHITMAN	110	1,105	37	40,885	MiA	AC		77	80	82	$141	1,311,107	SEAL CRACKS
E WHITMAN DR	DECCIO RD	MYRA RD	WHITMAN	120	1,180	40	47,200	MiA	AC		74	77	79	$197	1,139,900	SEAL CRACKS
											Treatment Total			$1,129		

** - Treatment from Project Selection

Scenarios Criteria:

Scenarios - Sections Selected for Treatment

Interest: 5.00% Inflation: 3.00% Printed: 2/14/2023

Scenario: (2) Current Funding ($100k per year)

Year: 2027

Street Name	Begin Location	End Location	Street ID	Section ID	Length	Width	Area	FC	Surface Type	Area ID	Current PCI	Treatment PCI Before	Treatment PCI After	Cost	Rating	Treatment
**SE SKY AVE	SCENIC VIEW DR	12TH ST	SKYAVE	010	607	38	23,066	R	AC/AC		95	87	100	$0	0	RECONSTRUCT STRUCTURE (AC)
**W WHITMAN DR	CITY LIMITS @ MARTIN FIELD LN	DOANS AVE	WHITMAN	010	1,175	29	34,075	MaC	AC		64	51	100	$0	0	RECONSTRUCT STRUCTURE (AC)
**W WHITMAN DR	DOANS AVE	ACADEMY WAY	WHITMAN	020	1,471	29	42,659	MaC	AC		64	52	100	$0	0	RECONSTRUCT STRUCTURE (AC)
											Treatment Total			$0		

Year 2027 Area Total 644,457 Year 2027 Total $93,672

Grand Total Section Area: 4,818,527 Grand Total $472,761

** - Treatment from Project Selection

Scenarios Criteria:

Scenarios - Sections Selected for Treatment

Interest: 5.00% Inflation: 3.00% Printed: 2/14/2023

Scenario: (3) Maintain Current PCI (74)

Year	Budget	PM	Year	Budget	PM	Year	Budget	PM
2023	$300,000	60%	2025	$300,000	60%	2027	$300,000	60%
2024	$300,000	60%	2026	$300,000	60%			

Year: 2023

Street Name	Begin Location	End Location	Street ID	Section ID	Length	Width	Area	FC	Surface Type	Area ID	Current PCI	Treatment PCI Before	Treatment PCI After	Cost	Rating	Treatment
SW 12TH ST	CITY LIMITS WEST / HOUSE #602	BADE AVE	12THST	010	1,380	24	33,120	MiC	AC		67	67	77	$12,880	26,547	CRACK SEAL AND CHIP SEAL
SW 12TH ST	BADE AVE	COLLEGE AVE	12THST	020	670	36	24,120	MaC	AC		67	67	77	$9,380	26,547	CRACK SEAL AND CHIP SEAL
S COLLEGE AVE	150 FT S. OF LAMPERTI ST	LAMPERTI ST	COLLEGE	040	150	48	7,200	OPA	AC		68	68	78	$2,800	43,212	CRACK SEAL AND CHIP SEAL
N COLLEGE AVE	WHITMAN DR	ROSE ST	COLLEGE	090	1,719	37	63,603	OPA	AC		83	84	91	$24,735	39,172	CRACK SEAL AND CHIP SEAL
SE LARCH AVE	LAMPERTI ST	12TH ST	LARCHAV	030	1,270	47	59,690	MiA	AC/AC		85	85	91	$23,213	56,318	CRACK SEAL AND CHIP SEAL
SE LARCH AVE	12TH ST	8TH ST	LARCHAV	040	1,320	47	62,040	MiA	AC/AC		88	88	94	$24,127	59,735	CRACK SEAL AND CHIP SEAL
SE LARCH AVE	8TH ST	4TH ST	LARCHAV	050	1,320	47	62,040	MiA	AC/AC		87	87	93	$24,127	58,588	CRACK SEAL AND CHIP SEAL
SE MAPLE AVE	S. OF #107 / SE TAMARACK ST	N. OF HOUSE # 101	MAPLEAV	010	220	26	5,720	R	AC		69	70	79	$2,224	24,789	CRACK SEAL AND CHIP SEAL
NE MYRA RD	ROSE ST	CITY LIMITS 260 FT N. OF DAWSO	MYRARD	010	1,140	54	61,560	MiA	AC		76	77	85	$23,940	44,358	CRACK SEAL AND CHIP SEAL
NE SEDONA LN	LAMBERT AVE	DEAD END WEST / HOUSE #745	SEDONA	010	150	34	5,100	R	AC		79	80	87	$1,983	23,400	CRACK SEAL AND CHIP SEAL
TAUMARSON RD	HWY 125	BLISS LN	TAUMAR	010	740	41	30,340	MiA	AC		69	69	79	$11,799	37,140	CRACK SEAL AND CHIP SEAL
TAUMARSON RD	150 FT W. OF SEDGWICK CT	SE JUSTICE AVE	TAUMAR	040	820	35	28,700	MiA	AC		74	74	83	$11,161	44,009	CRACK SEAL AND CHIP SEAL
E WHITMAN DR	COLLEGE AVE	ASH AVE	WHITMAN	060	350	38	13,300	MiA	AC		80	81	88	$5,172	41,170	CRACK SEAL AND CHIP SEAL
E WHITMAN DR	ASH AVE	BIRCH AVE	WHITMAN	070	343	37	12,691	MiA	AC		80	81	88	$4,935	41,170	CRACK SEAL AND CHIP SEAL
E WHITMAN DR	LARCH AVE	DECCIO RD	WHITMAN	110	1,105	37	40,885	MiA	AC		77	78	86	$15,900	52,802	CRACK SEAL AND CHIP SEAL
E WHITMAN DR	DECCIO RD	MYRA RD	WHITMAN	120	1,180	40	47,200	MiA	AC		74	75	83	$18,356	48,827	CRACK SEAL AND CHIP SEAL
											Treatment Total			$216,731		
E WHITMAN DR	BIRCH AVE	440 FT E. OF BIRCH AVE	WHITMAN	080	440	37	16,280	MiA	AC		63	63	100	$49,744	16,575	2" OVERLAY
											Treatment Total			$49,744		

** - Treatment from Project Selection

Scenarios Criteria:

Scenarios - Sections Selected for Treatment

Interest: 5.00% Inflation: 3.00% Printed: 2/14/2023

Scenario: (3) Maintain Current PCI (74)

Year: 2023

Street Name	Begin Location	End Location	Street ID	Section ID	Length	Width	Area	FC	Surface Type	Area ID	Current PCI	Treatment PCI Before	Treatment PCI After	Cost	Rating	Treatment
WALLULA AVE	ROSE ST	CITY LIMITS	WALLULA	010	110	38	4,180	MiA	AC		47	47	100	$16,256	15,960	2.5" OVERLAY W/DIGOUTS
											Treatment Total			$16,256		
SE CENTRAL AVE	SCENIC VIEW DR	12TH ST	CENTRAL	020	580	42	24,360	R	AC		68	69	78	$13,533	17,492	CRACK SEAL, PATCH, AND CHIP SEAL
											Treatment Total			$13,533		
SW 11TH ST	DEAD END W. OF BADE AVE	BADE AVE	11THST	010	327	40	13,080	R	AC		85	86	87	$28	648,060	SEAL CRACKS
SW 13TH ST	BADE AVE	COLLEGE AVE	13THST	010	670	32	21,440	R	AC		86	87	88	$42	671,725	SEAL CRACKS
SW 1ST ST	ACADEMY WAY	DAVIS AVE	1STST	010	1,270	26	33,020	R	AC		80	81	82	$101	671,505	SEAL CRACKS
SW 2ND ST	ACADEMY WAY	DAVIS AVE	2NDST	010	1,270	24	30,480	R	AC		81	82	83	$87	703,799	SEAL CRACKS
SE 2ND ST	ASH AVE	DATE AVE	2NDST	020	780	40	31,200	R	AC		88	88	89	$51	515,918	SEAL CRACKS
SW 3RD ST	ACADEMY WAY	DAVIS AVE	3RDST	010	1,270	24	30,480	R	AC		81	82	83	$87	703,799	SEAL CRACKS
SE 3RD ST	COLLEGE AVE	ASH AVE	3RDST	020	350	39	13,650	R	AC		83	84	85	$34	660,450	SEAL CRACKS
SE 3RD ST	ASH AVE	DATE AVE	3RDST	030	903	39	35,217	R	AC		83	84	85	$88	660,450	SEAL CRACKS
SE 3RD ST	DATE AVE	ELM AVE	3RDST	040	480	39	18,720	R	AC		84	85	86	$43	687,020	SEAL CRACKS
SW 4TH ST	ACADEMY WAY	DAVIS AVE	4THST	030	1,280	37	47,360	MaC	AC		88	88	89	$78	724,835	SEAL CRACKS
SE 5TH ST	DATE AVE	ELM AVE	5THST	020	485	36	17,460	R	AC		86	87	88	$34	671,725	SEAL CRACKS
SE 5TH ST	ELM AVE	DEAD END EAST	5THST	030	351	36	12,636	R	AC		85	86	87	$27	648,060	SEAL CRACKS
SW 6TH ST	GRANDVIEW AVE	EVANS AVE	6THST	010	986	21	20,706	R	AC		86	87	88	$40	671,725	SEAL CRACKS
SW 7TH ST	EVANS AVE	DEAD END EAST	7THST	010	273	28	7,644	R	AC		83	84	85	$19	660,450	SEAL CRACKS
SW 9TH ST	BADE AVE	COLLEGE AVE	9THST	010	670	35	23,450	R	AC		83	84	85	$58	660,450	SEAL CRACKS
SW ACADEMY WAY	4TH ST	WHITMAN DR	ACADEMY	010	1,324	35	46,340	MaC	AC		87	87	88	$84	700,793	SEAL CRACKS
SE ASH AVE	4TH ST	WHITMAN DR	ASHAVE	010	1,320	42	55,440	MaC	AC		87	87	88	$100	763,272	SEAL CRACKS
NE ASH AVE	WHITMAN DR	A ST	ASHAVE	020	617	42	25,914	MaC	AC		88	88	89	$42	787,820	SEAL CRACKS
NE ASH AVE	A ST	C ST	ASHAVE	030	690	42	28,980	MaC	AC		87	87	88	$52	763,272	SEAL CRACKS
NE A ST	COLLEGE AVE	ASH AVE	AST	010	330	38	12,540	R	AC		82	83	84	$34	685,331	SEAL CRACKS
NE A ST	ASH AVE	BIRCH AVE	AST	020	320	38	12,160	R	AC		83	84	85	$30	660,298	SEAL CRACKS
NE A ST	IVY LN	TREMONT DR	AST	040	390	38	14,820	R	AC		81	82	83	$42	703,799	SEAL CRACKS
SW BADE AVE	13TH ST	12TH ST	BADEAV	010	320	37	11,840	R	AC		88	89	89	$19	633,051	SEAL CRACKS
SW BADE AVE	12TH ST	10TH ST	BADEAV	020	645	40	25,800	R	AC		84	85	86	$59	687,020	SEAL CRACKS
SW BADE AVE	10TH ST	6TH ST	BADEAV	030	1,300	34	44,200	R	AC		84	85	86	$102	687,020	SEAL CRACKS
SW BADE AVE	6TH ST	4TH ST	BADEAV	040	671	38	25,498	R	AC		85	86	87	$54	648,060	SEAL CRACKS
SE BIRCH AVE	150 FT S. OF 10TH ST / #1010	8TH ST	BIRCHAV	020	800	35	28,000	R	AC		79	80	81	$91	654,697	SEAL CRACKS
SE BIRCH AVE	8TH ST	6TH ST	BIRCHAV	030	660	35	23,100	R	AC		83	84	85	$58	660,298	SEAL CRACKS
SE BIRCH AVE	CUL DE SAC S. OF WHITMAN DR	WHITMAN DR	BIRCHAV	070	240	35	8,400	R	AC		83	84	85	$21	660,298	SEAL CRACKS

** - Treatment from Project Selection

Scenarios Criteria:

Scenarios - Sections Selected for Treatment

Interest: 5.00% Inflation: 3.00% Printed: 2/14/2023

Scenario: (3) Maintain Current PCI (74)

Year: 2023

Street Name	Begin Location	End Location	Street ID	Section ID	Length	Width	Area	FC	Surface Type	Area ID	Current PCI	Treatment PCI Before	Treatment PCI After	Cost	Rating	Treatment
NE BIRCH AVE	WHITMAN DR	A ST	BIRCHAV	080	590	35	20,650	R	AC		81	82	83	$59	703,799	SEAL CRACKS
NE BIRCH AVE	A ST	C ST	BIRCHAV	090	710	39	27,690	R	AC		84	85	86	$64	686,868	SEAL CRACKS
BLALOCK DR	VERA PL	COLLEGE AVE	BLALOCK	010	1,136	29	32,944	R	AC		81	82	83	$94	703,799	SEAL CRACKS
SE BROADWAY AVE	SE MOUNTAIN VIEW DR	SE 12TH ST	BROADW	030	300	28	8,400	R	AC		82	83	84	$22	685,331	SEAL CRACKS
SE BROADWAY AVE	12TH ST	DEAD END NORTH	BROADW	040	575	33	18,975	R	AC		84	85	86	$44	686,868	SEAL CRACKS
NW B ST	EVANS AVE	RUBY LN	BST	010	343	35	12,005	R	AC		85	86	87	$26	647,863	SEAL CRACKS
NW B ST	RUBY LN	100 FT E. OF LAURELLA LN	BST	020	300	32	9,600	R	AC		84	85	86	$22	686,868	SEAL CRACKS
NW B ST	100 FT E. OF LAURELLA LN	130 FT W. OF SCHNABELL LN	BST	030	350	29	10,150	R	AC		86	87	88	$20	671,526	SEAL CRACKS
NW B ST	130 FT W. OF SCHNABELL LN	COLLEGE AVE	BST	040	670	36	24,120	R	AC		80	81	82	$74	671,505	SEAL CRACKS
SE CENTRAL AVE	VALLEY DR	SCENIC VIEW DR	CENTRAL	010	612	38	23,256	R	AC		82	83	84	$62	685,331	SEAL CRACKS
S COLLEGE AVE	HWY 125	SCHOOL BUS YARD EXIT	COLLEGE	010	1,070	42	44,940	OPA	AC		88	89	89	$73	1,192,110	SEAL CRACKS
NE C ST	COLLEGE AVE	DAMSON AVE	CST	010	1,290	34	43,860	MaC	AC/AC		88	88	89	$5	9,757,811	SEAL CRACKS
NE DANNER (SPUR)	NE DANNER	DEAD END EAST	DANNER	020	100	29	2,900	R	AC		83	84	85	$7	660,147	SEAL CRACKS
SE DATE AVE	12TH ST	8TH ST	DATEAV	010	1,324	35	46,340	MaC	AC		86	86	88	$91	865,051	SEAL CRACKS
SE DATE AVE	8TH ST	4TH ST	DATEAV	020	1,310	35	45,850	MaC	AC		86	86	88	$90	865,051	SEAL CRACKS
SE DATE AVE	3RD ST	2ND ST	DATEAV	030	420	34	14,280	R	AC		84	85	86	$33	687,020	SEAL CRACKS
NE DAWSON ST	CRISCOLA AVE	MYRA RD	DAWSON	030	100	35	3,500	R	AC		80	81	82	$11	671,405	SEAL CRACKS
SE EDGEMONT PL	12TH ST	STANFORD PL	EDGEMO	010	254	40	10,160	R	AC		84	85	86	$23	687,020	SEAL CRACKS
SE ELM AVE	8TH ST	6TH ST	ELMAV	010	650	35	22,750	R	AC		81	82	83	$65	703,900	SEAL CRACKS
SW EVANS AVE	DEAD END S. OF 7TH ST	6TH ST	EVANSAV	010	598	35	20,930	R	AC		86	87	88	$41	671,725	SEAL CRACKS
SW EVANS AVE	1ST ST	WHITMAN DR	EVANSAV	020	315	36	11,340	R	AC		83	84	85	$28	660,450	SEAL CRACKS
NE IVY LN	WHITMAN DR	A ST	IVYLN	010	650	40	26,000	R	AC		86	87	88	$51	671,725	SEAL CRACKS
NE LAMBERT AVE	C ST	SPITZENBURG ST	LAMBERT	010	590	18	10,620	MaC	AC		79	79	81	$35	760,137	SEAL CRACKS
NE LAMBERT AVE	SPITZENBURG ST	ROSE ST	LAMBERT	020	550	18	9,900	MaC	AC		75	75	78	$40	679,175	SEAL CRACKS
SE LAMPERTI ST	COLLEGE AVE	175 FT W. OF RED OAK AVE	LAMPER	010	410	40	16,400	MiA	AC/AC		83	83	85	$36	957,376	SEAL CRACKS
SE LINDA DR	VALLEY DR	SUNNY DR	LINDADR	010	270	38	10,260	R	AC		84	85	86	$24	686,868	SEAL CRACKS
SE MOUNTAIN VIEW DR	BROADWAY AVE	CENTRAL AVE	MOUNTVI	010	1,009	40	40,360	R	AC		81	82	83	$116	703,799	SEAL CRACKS
OWENS RD	1170 FT N. OF MOJONNIER RD (CI	WASTEWATER TREATMENT	OWENS	010	920	22	20,240	R	AC		86	87	88	$39	671,327	SEAL CRACKS
SW PUFF LN	10TH ST	CUL DE SAC SOUTH	PUFFLN	010	350	40	14,000	R	AC		84	85	86	$32	687,020	SEAL CRACKS

** - Treatment from Project Selection

Scenarios Criteria:

Scenarios - Sections Selected for Treatment

Interest: 5.00% Inflation: 3.00% Printed: 2/14/2023

Scenario: (3) Maintain Current PCI (74)

Year: 2023

Street Name	Begin Location	End Location	Street ID	Section ID	Length	Width	Area	FC	Surface Type	Area ID	Current PCI	Treatment PCI Before	Treatment PCI After	Cost	Rating	Treatment
SE SCENIC VIEW DR	BROADWAY AVE	CENTRAL AVE	SCENICV	010	1,010	40	40,400	R	AC		82	83	84	$108	685,331	SEAL CRACKS
SE SCENIC VIEW DR	CENTRAL AVE	LARCH AVE	SCENICV	020	1,269	40	50,760	R	AC		82	83	84	$136	652,865	SEAL CRACKS
SE STANFORD PL	DATE AVE	CUL DE SAC EAST	STANFORD	010	600	40	24,000	R	AC		80	81	82	$73	671,606	SEAL CRACKS
SUNCREST TER	CITY LIMITS WEST / HOUSE #841	GRANDVIEW AVE	SUNCRE	010	570	20	11,400	R	AC		83	84	85	$28	660,450	SEAL CRACKS
SE SUNNY DR	COLLEGE AVE	CENTRAL AVE	SUNNYDR	010	1,350	39	52,650	R	AC		84	85	86	$121	686,868	SEAL CRACKS
NE TREMONT DR	WHITMAN DR	A ST	TREMONT	010	762	38	28,956	R	AC		81	82	83	$83	703,799	SEAL CRACKS
SE VALLEY DR	LINDA DR	CENTRAL AVE	VALLEY	010	590	28	16,520	R	AC		81	82	83	$47	703,799	SEAL CRACKS
SE VALLEY DR	CENTRAL AVE	CUL DE SAC NORTH EAST	VALLEY	020	650	24	15,600	R	AC		80	81	82	$48	671,505	SEAL CRACKS
SE VALLEY VIEW TER	VALLEY DR	SCENIC VIEW DR	VALLVI	010	590	15	8,850	R	AC		86	87	88	$17	671,526	SEAL CRACKS
											Treatment Total			$3,595		
**SE 12TH ST	COLLEGE AVE	BROADWAY AVE	12THST	030	341	45	15,345	MiA	AC		61	61	100	$0	0	MILL AND THICK OVERLAY
**SE 12TH ST	BROADWAY AVE	CENTRAL AVE	12THST	040	1,010	45	45,450	MiA	AC		55	55	100	$0	0	MILL AND THICK OVERLAY
**SE 12TH ST	CENTRAL AVE	LARCH AVE	12THST	050	1,250	45	56,250	MiA	AC		55	55	100	$0	0	MILL AND THICK OVERLAY
											Treatment Total			$0		
**MOJONNIER RD	BLUVUE LN	CHRISTENSEN LN	MOJON	010	1,370	23	31,510	MiA	AC		75	76	100	$0	0	RECONSTRUCT STRUCTURE (AC)
**MOJONNIER RD	CHRISTENSEN LN	320 FT W. OF COLLEGE AVE	MOJON	020	1,680	23	38,640	MiA	AC		75	76	100	$0	0	RECONSTRUCT STRUCTURE (AC)
**MOJONNIER RD	320 FT W. OF COLLEGE AVE	COLLEGE AVE	MOJON	030	320	48	15,360	MiA	AC		77	77	100	$0	0	RECONSTRUCT STRUCTURE (AC)
											Treatment Total			$0		

Year 2023 Area Total 2,375,815 Year 2023 Total $299,860

Year: 2024

Street Name	Begin Location	End Location	Street ID	Section ID	Length	Width	Area	FC	Surface Type	Area ID	Current PCI	Treatment PCI Before	Treatment PCI After	Cost	Rating	Treatment
S COLLEGE AVE	LAMPERTI ST	12TH ST	COLLEGE	050	1,301	48	62,448	OPA	AC		79	77	85	$25,014	36,168	CRACK SEAL AND CHIP SEAL
S COLLEGE AVE	12TH ST	10TH ST	COLLEGE	060	640	48	30,720	OPA	AC		81	80	87	$12,305	38,158	CRACK SEAL AND CHIP SEAL
S COLLEGE AVE	10TH ST	6TH ST	COLLEGE	070	1,310	38	49,780	OPA	AC		80	78	86	$19,940	37,163	CRACK SEAL AND CHIP SEAL

** - Treatment from Project Selection

Scenarios Criteria:

Scenarios - Sections Selected for Treatment

Interest: 5.00% Inflation: 3.00% Printed: 2/14/2023

Scenario: (3) Maintain Current PCI (74)

Year: 2024

Street Name	Begin Location	End Location	Street ID	Section ID	Length	Width	Area	FC	Surface Type	Area ID	Current PCI	Treatment PCI Before	Treatment PCI After	Cost	Rating	Treatment
S COLLEGE AVE	6TH ST	WHITMAN DR	COLLEGE	080	2,000	34	68,000	OPA	AC		80	78	86	$27,238	37,163	CRACK SEAL AND CHIP SEAL
N COLLEGE AVE	ROSE ST	CITY LIMITS (30 FT N. OF BLALO	COLLEGE	100	280	44	12,320	MiA	AC		75	73	81	$4,935	32,543	CRACK SEAL AND CHIP SEAL
NE C ST	LARCH AVE	DECCIO RD	CST	030	920	36	33,120	MiA	AC		71	70	79	$13,266	41,864	CRACK SEAL AND CHIP SEAL
NE C ST	DECCIO RD	MYRA RD	CST	040	780	36	28,080	MiA	AC		71	70	79	$11,248	41,864	CRACK SEAL AND CHIP SEAL
SW DAVIS AVE	4TH ST	1ST ST (SOUTH INT)	DAVISAV	030	988	43	42,484	MaC	AC/AC		82	81	89	$17,017	35,238	CRACK SEAL AND CHIP SEAL
SW DAVIS AVE	1ST ST (SOUTH INT)	WHITMAN DR	DAVISAV	040	320	32	10,240	MaC	AC/AC		85	84	91	$4,102	36,838	CRACK SEAL AND CHIP SEAL
NE ELDER PL	C ST	CUL DE SAC	ELDERPL	010	220	40	8,800	R	AC		73	72	81	$3,525	24,484	CRACK SEAL AND CHIP SEAL
NE FERNWOOD PL	C ST	CUL DE SAC	FERNWPL	010	450	36	16,200	R	AC		78	77	85	$6,489	33,464	CRACK SEAL AND CHIP SEAL
SE GARRISON VILLAGE WAY	BEGIN ROUNDABOUT	END ROUNDABOUT	GARRVILL	010	640	19	12,160	R	AC		74	72	81	$4,871	31,388	CRACK SEAL AND CHIP SEAL
SW HOMESTEAD RD	130 FT S OF SW CARVER ST	W WHITMAN DR	HOMEST	030	1,100	34	37,400	R	AC		70	69	78	$14,981	24,453	CRACK SEAL AND CHIP SEAL
SE LARCH AVE	4TH ST	WHITMAN DR	LARCHAV	060	1,530	36	55,080	MiA	AC		71	70	79	$22,063	41,864	CRACK SEAL AND CHIP SEAL
SE MAPLE AVE	N. OF HOUSE # 101	WHITMAN DR	MAPLEAV	020	500	26	13,000	R	AC		82	81	88	$5,207	31,147	CRACK SEAL AND CHIP SEAL
NW MARIA ST	CUL DE SAC W. OF VERA PL	BLALOCK DR	MARIA	010	1,160	34	39,440	R	AC		83	82	89	$15,798	30,786	CRACK SEAL AND CHIP SEAL
SE MOUNTAIN VIEW DR	CENTRAL AVE	SKY AVE	MOUNTVI	020	953	40	38,120	R	AC		70	69	78	$15,269	24,453	CRACK SEAL AND CHIP SEAL
SE NEWGATE DR	SCENIC VIEW DR	12TH ST	NEWGAT	020	1,046	36	37,656	R	AC		77	76	84	$15,083	32,062	CRACK SEAL AND CHIP SEAL
NE ROSE ST	COLLEGE AVE	DAMSON AVE	ROSEST	010	1,320	34	44,880	OPA	AC		75	73	81	$17,977	32,543	CRACK SEAL AND CHIP SEAL
SE SCENIC VIEW DR	125 FT E. OF FALBO DR	COMMERCIAL DR	SCENICV	050	423	27	11,421	MaC	AC		81	80	87	$4,575	31,219	CRACK SEAL AND CHIP SEAL
NW VERA PL	MARIA ST	BLALOCK DR	VERAPL	010	298	34	10,132	R	AC		83	82	89	$4,058	30,786	CRACK SEAL AND CHIP SEAL
E WHITMAN DR	440 FT E. OF BIRCH AVE	140 FT E. OF TREMONT DR	WHITMAN	090	580	37	21,460	MiA	AC		84	83	90	$8,596	38,934	CRACK SEAL AND CHIP SEAL
E WHITMAN DR	140 E. OF TREMONT DR	LARCH AVE	WHITMAN	100	930	37	34,410	MiA	AC		71	70	79	$13,783	41,875	CRACK SEAL AND CHIP SEAL
											Treatment Total			$287,339		
SE SURITA CT	FALBO DR	CUL DE SAC	SURITA	010	180	23	4,140	R	AC		50	48	100	$11,845	12,788	1.75" OVERLAY W/DIGOUTS
											Treatment Total			$11,845		
NE C ST	DAMSON AVE	LARCH AVE	CST	020	1,435	34	48,790	MaC	AC		90	88	89	$85	716,904	SEAL CRACKS

** - Treatment from Project Selection

Scenarios Criteria:

Scenarios - Sections Selected for Treatment

Interest: 5.00% Inflation: 3.00% Printed: 2/14/2023

Scenario: (3) Maintain Current PCI (74)

Year: 2024

Street Name	Begin Location	End Location	Street ID	Section ID	Length	Width	Area	FC	Surface Type	Area ID	Current PCI	Treatment PCI Before	Treatment PCI After	Cost	Rating	Treatment
SW DAVIS AVE	8TH ST	6TH ST	DAVISAV	010	620	36	22,320	MaC	AC		90	88	89	$38	766,033	SEAL CRACKS
NE DELLA AVE	C ST	SPITZENBURG ST	DELLAAV	010	570	18	10,260	R	AC		79	78	80	$37	630,538	SEAL CRACKS
NE SPITZENBURG ST	DAMSON AVE	220 FT W. OF TULIP LN	SPITZEN	010	990	26	25,740	R	AC		88	87	88	$51	562,730	SEAL CRACKS
NE SPITZENBURG ST	220 FT W. OF TULIP LN	TULIP LN	SPITZEN	020	220	26	5,720	R	AC		86	85	86	$13	605,053	SEAL CRACKS
NE SPITZENBURG ST	TULIP LN	LAMBERT AVE	SPITZEN	030	240	28	6,720	R	AC		86	85	86	$16	605,053	SEAL CRACKS
NE SPITZENBURG ST	LAMBERT AVE	DELLA AVE	SPITZEN	040	400	19	7,600	R	AC		85	84	85	$19	621,689	SEAL CRACKS
NE SPITZENBURG ST	DELLA AVE	MYRA RD	SPITZEN	050	770	31	23,870	R	AC		89	88	89	$44	540,258	SEAL CRACKS
											Treatment Total			$303		
**SE BIRCH AVE	4TH ST	SE 3RD ST	BIRCHAV	050	320	18	5,760	R	AC		24	21	100	$0	0	RECONSTRUCT STRUCTURE (AC)
**SE BIRCH AVE	SE 3RD ST	SE 2ND ST	BIRCHAV	060	320	20	6,400	R	AC		86	85	100	$0	0	RECONSTRUCT STRUCTURE (AC)
											Treatment Total			$0		

Year 2024 Area Total 884,671 Year 2024 Total $299,487

Year: 2025

Street Name	Begin Location	End Location	Street ID	Section ID	Length	Width	Area	FC	Surface Type	Area ID	Current PCI	Treatment PCI Before	Treatment PCI After	Cost	Rating	Treatment
SW 4TH ST	DEAD END W. OF GREELEY ST	SW HOMESTEAD AVE	4THST	010	360	41	14,760	MiC	AC		87	84	90	$6,090	26,341	CRACK SEAL AND CHIP SEAL
SE 4TH ST	COLLEGE AVE	DATE AVE	4THST	060	1,290	37	47,730	MaC	AC		82	78	86	$19,692	26,106	CRACK SEAL AND CHIP SEAL
SE 8TH ST	BADE AVE	BIRCH AVE	8THST	020	1,300	35	45,500	MiC	AC		84	80	88	$18,772	26,098	CRACK SEAL AND CHIP SEAL
SE 8TH ST	ELM AVE	315 FT. WEST OF LARCH AVE	8THST	040	675	27	18,225	MiC	AC		80	76	84	$7,519	25,850	CRACK SEAL AND CHIP SEAL
SE BELMONT PL	STANFORD PL	CUL DE SAC SOUTH	BELMONT	010	210	40	8,400	R	AC		78	76	84	$3,466	23,807	CRACK SEAL AND CHIP SEAL
S COLLEGE AVE	HWY 125	SCHOOL BUS YARD EXIT	COLLEGE	010	1,070	42	44,940	OPA	AC		88	86	93	$18,541	34,333	CRACK SEAL AND CHIP SEAL
SE COMMERCIAL DR	HWY 125	SCENIC VIEW DR	COMMERC	010	330	43	14,190	MaC	AC		79	75	83	$5,854	27,639	CRACK SEAL AND CHIP SEAL
SE DATE AVE	12TH ST	8TH ST	DATEAV	010	1,324	35	46,340	MaC	AC		86	84	91	$19,119	26,317	CRACK SEAL AND CHIP SEAL
SE DATE AVE	8TH ST	4TH ST	DATEAV	020	1,310	35	45,850	MaC	AC		86	84	91	$18,916	26,317	CRACK SEAL AND CHIP SEAL
SW DOANS AVE	CARVER ST	WHITMAN DR	DOANS	020	995	25	24,875	MiC	AC		74	70	79	$10,263	25,943	CRACK SEAL AND CHIP SEAL

** - Treatment from Project Selection

Scenarios Criteria:

Scenarios - Sections Selected for Treatment

Interest: 5.00% Inflation: 3.00% Printed: 2/14/2023

Scenario: (3) Maintain Current PCI (74)

Year: 2025

Street Name	Begin Location	End Location	Street ID	Section ID	Length	Width	Area	FC	Surface Type	Area ID	Current PCI	Treatment PCI Before	Treatment PCI After	Cost	Rating	Treatment
SW HOMESTEAD RD	170 FT S OF SW 4TH ST	130 FT S OF SW CARVER ST	HOMEST	020	490	34	16,660	R	AC		84	82	89	$6,873	29,913	CRACK SEAL AND CHIP SEAL
NE LARCH AVE	WHITMAN DR	C ST	LARCHAV	070	1,090	36	39,240	MiA	AC		72	69	78	$16,189	39,685	CRACK SEAL AND CHIP SEAL
SW RIPARIAN CT	HOMESTEAD RD	DEAD END WEST	RIPARCT	010	320	34	10,880	R	AC		77	75	83	$4,489	26,065	CRACK SEAL AND CHIP SEAL
NE ROSE ST	DAMSON AVE	WALLULA AVE	ROSEST	020	1,560	34	53,040	OPA	AC		75	70	79	$21,883	29,313	CRACK SEAL AND CHIP SEAL
NE ROSE ST	WALLULA AVE	CITY LIMITS @ CAREY CT	ROSEST	030	810	48	38,880	OPA	AC		74	69	78	$16,041	30,897	CRACK SEAL AND CHIP SEAL
TAUMARSON RD	BLISS LN	FREEDOM PL	TAUMAR	020	1,890	35	66,150	MiA	AC		87	83	90	$27,292	29,516	CRACK SEAL AND CHIP SEAL
TAUMARSON RD	FREEDOM PL	150 FT W. OF SEDGWICK CT	TAUMAR	030	650	35	22,750	MiA	AC		87	83	90	$9,386	29,516	CRACK SEAL AND CHIP SEAL
W WHITMAN DR	ACADEMY WAY	DAVIS AVE	WHITMAN	030	1,286	36	46,296	MaC	AC		79	75	83	$19,100	26,308	CRACK SEAL AND CHIP SEAL
W WHITMAN DR	DAVIS AVE	W ADAMS AVE	WHITMAN	040	1,020	37	37,740	MaC	AC		79	75	83	$15,570	26,308	CRACK SEAL AND CHIP SEAL
											Treatment Total			$265,055		
NE DAWSON ST	CITY LIMITS W. OF VILLA AVE	FLEETWOOD AVE	DAWSON	010	325	35	11,375	R	AC		47	43	100	$33,521	12,797	1.75" OVERLAY W/DIGOUTS
											Treatment Total			$33,521		
SE 10TH ST	COLLEGE AVE	BIRCH AVE	10THST	030	610	15	9,150	R	AC		94	89	90	$14	448,065	SEAL CRACKS
SW 4TH ST	SW HOMESTEAD AVE	DEAD END E. OF SW DOANS AVE	4THST	020	900	42	37,800	MiC	AC		92	88	89	$67	751,543	SEAL CRACKS
SW ALICIA LOOP	VIRGINIA ST	VIRGINIA ST	ALICIA	010	610	34	20,740	R	AC		94	89	90	$33	444,232	SEAL CRACKS
SW ANGELINA LOOP	VIRGINIA ST	VIRGINIA ST	ANGELI	010	670	34	22,780	R	AC		94	89	90	$36	448,978	SEAL CRACKS
S COLLEGE AVE	50 FT S. OF CEDAR BEND DR	150 FT S. OF LAMPERTI ST	COLLEGE	030	330	42	13,860	OPA	AC		94	88	89	$24	808,940	SEAL CRACKS
NE DAMSON AVE	C ST	CARGILL AVE	DAMSON	020	220	35	7,700	R	AC		94	89	90	$12	448,065	SEAL CRACKS
SW HOMESTEAD AVE	DEAD END S. OF SW JULIA ST	170 FT S OF SW 4TH ST	HOMEST	010	1,000	34	34,000	R	AC		93	89	89	$58	480,576	SEAL CRACKS
SW JULIA ST	VIRGINIA ST	HOMESTEAD AVE	JULIA	010	660	34	22,440	R	AC		94	89	90	$35	444,232	SEAL CRACKS
SW JULIA ST	HOMESTEAD AVE	DOANS AVE	JULIA	020	680	34	23,120	R	AC		94	89	90	$36	444,232	SEAL CRACKS
SE LAMPERTI ST	175 FT W. OF RED OAK AVE	MEADOWBROOK BLVD	LAMPER	020	1,320	28	36,960	MiA	AC/AC		90	88	89	$14	6,497,698	SEAL CRACKS
SE LAMPERTI ST	MEADOWBROOK BLVD	LARCH AVE	LAMPER	030	884	38	33,592	MiA	AC/AC		90	88	89	$13	6,497,698	SEAL CRACKS
SE MEADOWBROOK BLVD	HWY 125	LAMPERTI ST	MEADOWB	010	1,202	60	72,120	MiA	AC/AC		93	88	89	$28	4,399,483	SEAL CRACKS
SW VIRGINIA ST	DEAD END W. OF JULIA ST	DOANS AVE	VIRGINIA	010	2,350	34	79,900	R	AC		93	89	89	$137	480,576	SEAL CRACKS

** - Treatment from Project Selection

Scenarios Criteria:

Scenarios - Sections Selected for Treatment

Interest: 5.00% Inflation: 3.00% Printed: 2/14/2023

Scenario: (3) Maintain Current PCI (74)

Year: 2025

Street Name	Begin Location	End Location	Street ID	Section ID	Length	Width	Area	FC	Surface Type	Area ID	Current PCI	Treatment PCI Before	Treatment PCI After	Cost	Rating	Treatment
WHISPERING CREEK	DEAD END S.	8TH ST	WHISPCR	010	450	35	15,750	R	AC		93	89	89	$27	480,274	SEAL CRACKS
											Treatment Total			$535		
**SE 12TH ST	LARCH AVE	GARRISON DR	12THST	060	2,230	45	100,350	MiA	AC		57	52	100	$0	0	RECONSTRUCT STRUCTURE (AC)
**SE 12TH ST	GARRISON DR	MYRA RD	12THST	070	1,700	45	76,500	MiA	AC		66	62	100	$0	0	RECONSTRUCT STRUCTURE (AC)
											Treatment Total			$0		

Year 2025 Area Total 1,260,583 Year 2025 Total $299,112

Year: 2026

Street Name	Begin Location	End Location	Street ID	Section ID	Length	Width	Area	FC	Surface Type	Area ID	Current PCI	Treatment PCI Before	Treatment PCI After	Cost	Rating	Treatment
SW 4TH ST	DAVIS AVE	BADE AVE	4THST	040	700	37	25,900	MaC	AC		83	76	84	$11,006	24,118	CRACK SEAL AND CHIP SEAL
SE 4TH ST	DATE AVE	LARCH AVE	4THST	070	1,322	37	48,914	MaC	AC		83	76	84	$20,786	24,118	CRACK SEAL AND CHIP SEAL
SE 8TH ST	BIRCH AVE	ELM AVE	8THST	030	980	35	34,300	MiC	AC		83	76	84	$14,576	24,126	CRACK SEAL AND CHIP SEAL
SE 9TH ST	BIRCH AVE	CEDAR AVE	9THST	030	410	35	14,350	R	AC		84	80	88	$6,098	24,774	CRACK SEAL AND CHIP SEAL
NE ASH AVE	WHITMAN DR	A ST	ASHAVE	020	617	42	25,914	MaC	AC		88	83	90	$11,012	24,774	CRACK SEAL AND CHIP SEAL
NE ASH AVE	A ST	C ST	ASHAVE	030	690	42	28,980	MaC	AC		87	82	89	$12,315	23,679	CRACK SEAL AND CHIP SEAL
NE CARGILL AVE	DAMSON AVE	120 FT EAST OF DAMSON AVE	CARGILL	010	120	36	4,320	R	AC		77	73	81	$1,836	22,260	CRACK SEAL AND CHIP SEAL
SW CARVER ST	HOMESTEAD RD	DOANS AVE	CARVER	010	690	34	23,460	R	AC		76	72	81	$9,969	24,682	CRACK SEAL AND CHIP SEAL
SE CEDAR AVE	9TH ST	8TH ST	CEDARAV	010	320	35	11,200	R	AC		84	80	88	$4,759	24,774	CRACK SEAL AND CHIP SEAL
SE COMMERCIAL DR	SCENIC VIEW DR	MYRA RD	COMMERC	020	2,346	27	63,342	R	AC		80	77	85	$26,917	24,477	CRACK SEAL AND CHIP SEAL
NE DAMSON AVE	CUL DE SAC S.	C ST	DAMSON	010	230	37	8,510	R	AC		74	70	79	$3,616	22,784	CRACK SEAL AND CHIP SEAL
SE ELM AVE	5TH ST	150 FT S. OF 3RD ST	ELMAV	030	485	32	15,520	R	AC		74	70	79	$6,595	22,784	CRACK SEAL AND CHIP SEAL
SW GREELEY ST	90 FT W OF SW HOMESTEAD RD	SW DOANS AVE	GREELEY	020	870	34	29,580	R	AC		74	70	79	$12,570	22,782	CRACK SEAL AND CHIP SEAL
NE LAMBERT AVE	C ST	SPITZENBURG ST	LAMBERT	010	590	18	10,620	MaC	AC		79	74	83	$4,513	25,110	CRACK SEAL AND CHIP SEAL
NE LAMBERT AVE	SPITZENBURG ST	ROSE ST	LAMBERT	020	550	18	9,900	MaC	AC		75	70	79	$4,207	23,768	CRACK SEAL AND CHIP SEAL

** - Treatment from Project Selection

Scenarios Criteria:

Scenarios - Sections Selected for Treatment

Interest: 5.00% Inflation: 3.00% Printed: 2/14/2023

Scenario: (3) Maintain Current PCI (74)

Year: 2026

Street Name	Begin Location	End Location	Street ID	Section ID	Length	Width	Area	FC	Surface Type	Area ID	Current PCI	Treatment PCI Before	Treatment PCI After	Cost	Rating	Treatment
SE LAMPERTI ST	COLLEGE AVE	175 FT W. OF RED OAK AVE	LAMPER	010	410	40	16,400	MiA	AC/AC		83	78	86	$6,969	29,518	CRACK SEAL AND CHIP SEAL
SE LAMPERTI ST	175 FT W. OF RED OAK AVE	MEADOWBROOK BLVD	LAMPER	020	1,320	28	36,960	MiA	AC/AC		90	88	94	$15,706	33,563	CRACK SEAL AND CHIP SEAL
SE LAMPERTI ST	MEADOWBROOK BLVD	LARCH AVE	LAMPER	030	884	38	33,592	MiA	AC/AC		90	88	94	$14,275	33,563	CRACK SEAL AND CHIP SEAL
NE MULBERRY CT	WHITMAN DR	CUL DE SAC N.	MULBERRY	010	390	34	13,260	R	AC		74	70	79	$5,635	22,782	CRACK SEAL AND CHIP SEAL
SE SCENIC VIEW DR	LARCH AVE	HOUSE #1051	SCENICV	030	1,170	40	46,800	MaC	AC		83	76	84	$19,888	24,118	CRACK SEAL AND CHIP SEAL
W WHITMAN DR	W ADAMS AVE	COLLEGE AVE	WHITMAN	050	300	40	12,000	MaC	AC		80	73	82	$5,099	24,405	CRACK SEAL AND CHIP SEAL
											Treatment Total			$218,348		
**NE CEDAR AVE	A ST	C ST	CEDARAV	020	712	39	27,768	R	AC		20	10	100	$0	0	2" OVERLAY
											Treatment Total			$0		
SE 6TH ST	DATE AVE	ELM AVE	6THST	060	320	33	10,560	R	AC		48	41	100	$32,053	12,505	1.75" OVERLAY W/DIGOUTS
SE BRENTWOOD PL	LARCH AVE	CUL DE SAC WEST	BRENTPL	010	435	35	15,225	R	AC		47	40	100	$46,213	12,569	1.75" OVERLAY W/DIGOUTS
											Treatment Total			$78,267		
SE 12TH ST	COLLEGE AVE	BROADWAY AVE	12THST	030	341	45	15,345	MiA	AC		61	87	88	$16	2,039,045	SEAL CRACKS
SE 12TH ST	BROADWAY AVE	CENTRAL AVE	12THST	040	1,010	45	45,450	MiA	AC		55	87	88	$46	2,039,045	SEAL CRACKS
SE 12TH ST	CENTRAL AVE	LARCH AVE	12THST	050	1,250	45	56,250	MiA	AC		55	87	88	$57	2,039,045	SEAL CRACKS
SE BROADWAY AVE	SUNNY DR	SE SCENIC VIEW DR	BROADW	010	290	24	6,960	R	AC/AC		94	88	89	$3	2,272,211	SEAL CRACKS
SE CLOVER CT	HARVEST DR	CUL DE SAC	CLOVER	010	150	36	5,400	R	AC		84	80	82	$19	602,905	SEAL CRACKS
S COLLEGE AVE	SCHOOL BUS YARD ENTRANCE	50 FT S. OF CEDAR BEND DR	COLLEGE	020	1,220	42	51,240	OPA	AC		94	89	90	$84	1,098,786	SEAL CRACKS
S COLLEGE AVE	150 FT S. OF LAMPERTI ST	LAMPERTI ST	COLLEGE	040	150	48	7,200	OPA	AC		68	72	75	$35	971,828	SEAL CRACKS
N COLLEGE AVE	WHITMAN DR	ROSE ST	COLLEGE	090	1,719	37	63,603	OPA	AC		83	85	87	$151	1,125,027	SEAL CRACKS
SE COLONIAL DR	TAUMARSON RD	CONSTITUTION DR	COLONIA	010	1,090	40	43,600	R	AC		89	84	86	$113	583,437	SEAL CRACKS
SE CONSTITUTION DR	INDEPENDENCE DR	JUSTICE AVE	CONSTIT	010	820	40	32,800	R	AC		89	84	86	$85	583,437	SEAL CRACKS
NW EVANS AVE	WHITMAN DR	105 FT S. OF EARL LN	EVANSAV	030	555	28	15,540	R	AC		94	88	89	$30	509,471	SEAL CRACKS
SE FREEDOM PL	TAUMARSON RD	CUL DE SAC	FREEDO	010	490	40	19,600	R	AC		89	84	86	$51	583,437	SEAL CRACKS
SE GRASSLAND CT	LARCH AVE	CUL DE SAC	GRASSL	010	190	36	6,840	R	AC		80	76	78	$29	578,701	SEAL CRACKS
SE HARVEST DR	CUL DE SAC S.	LARCH AVE (WEST INT)	HARVEST	010	160	36	5,760	R	AC		84	80	82	$20	602,905	SEAL CRACKS

** - Treatment from Project Selection

Scenarios Criteria:

Scenarios - Sections Selected for Treatment

Interest: 5.00% Inflation: 3.00% Printed: 2/14/2023

Scenario: (3) Maintain Current PCI (74)

Year: 2026

Street Name	Begin Location	End Location	Street ID	Section ID	Length	Width	Area	FC	Surface Type	Area ID	Current PCI	Treatment PCI Before	Treatment PCI After	Cost	Rating	Treatment
SE HARVEST DR	LARCH AVE (WEST INT)	LARCH AVE (EAST INT)	HARVEST	020	1,290	36	46,440	R	AC		84	80	82	$162	602,905	SEAL CRACKS
SE HARVEST DR	LARCH AVE (EAST INT)	SUNFLOWER CT	HARVEST	030	230	36	8,280	R	AC		84	80	82	$29	602,905	SEAL CRACKS
SE INDEPENDENCE DR	COLONIAL DR	CUL DE SAC N. OF LIBERTY WAY	INDEPEN	010	1,170	35	40,950	R	AC		89	84	86	$106	583,437	SEAL CRACKS
SE JUSTICE AVE	TAUMARSON RD	LIBERTY WAY	JUSTICE	010	630	34	21,420	R	AC		89	84	86	$55	583,437	SEAL CRACKS
SE LARCH AVE	TAUMARSON RD	HARVEST DR INT EAST	LARCHAV	010	950	35	33,250	R	AC		84	80	82	$116	602,905	SEAL CRACKS
SE LARCH AVE	LAMPERTI ST	12TH ST	LARCHAV	030	1,270	47	59,690	MiA	AC/AC		85	88	89	$15	11,708,874	SEAL CRACKS
SE LIBERTY WAY	INDEPENDENCE DR	JUSTICE AVE	LIBERTY	010	370	35	12,950	R	AC		89	84	86	$33	583,437	SEAL CRACKS
SE MARKET ST	TAUMARSON RD	HARVEST DR	MARKET	010	210	36	7,560	R	AC		83	79	81	$28	598,398	SEAL CRACKS
MOJONNIER RD	BLUVUE LN	CHRISTENSEN LN	MOJON	010	1,370	23	31,510	MiA	AC		75	87	88	$67	842,617	SEAL CRACKS
MOJONNIER RD	CHRISTENSEN LN	320 FT W. OF COLLEGE AVE	MOJON	020	1,680	23	38,640	MiA	AC		75	87	88	$82	842,617	SEAL CRACKS
MOJONNIER RD	320 FT W. OF COLLEGE AVE	COLLEGE AVE	MOJON	030	320	48	15,360	MiA	AC		77	87	88	$33	842,617	SEAL CRACKS
NE MYRA RD	ROSE ST	CITY LIMITS 260 FT N. OF DAWSO	MYRARD	010	1,140	54	61,560	MiA	AC		76	80	82	$216	1,122,650	SEAL CRACKS
OWENS RD	600 FT N. OF MOJONNIER RD (CIT	1170 FT N. OF MOJONNIER RD (CI	OWENS	020	570	22	12,540	R	AC		94	88	88	$24	509,649	SEAL CRACKS
SE SUNFLOWER CT	CUL DE SAC W. OF HARVEST DR	CUL DE SAC E. OF HARVEST DR	SUNFLO	010	260	35	9,100	R	AC		84	80	82	$32	602,905	SEAL CRACKS
TAUMARSON RD	HWY 125	BLISS LN	TAUMAR	010	740	41	30,340	MiA	AC		69	72	75	$152	818,007	SEAL CRACKS
TAUMARSON RD	150 FT W. OF SEDGWICK CT	SE JUSTICE AVE	TAUMAR	040	820	35	28,700	MiA	AC		74	78	80	$112	1,082,154	SEAL CRACKS
WALLULA AVE	ROSE ST	CITY LIMITS	WALLULA	010	110	38	4,180	MiA	AC		47	87	88	$4	2,039,045	SEAL CRACKS
E WHITMAN DR	COLLEGE AVE	ASH AVE	WHITMAN	060	350	38	13,300	MiA	AC		80	83	84	$38	1,113,199	SEAL CRACKS
E WHITMAN DR	ASH AVE	BIRCH AVE	WHITMAN	070	343	37	12,691	MiA	AC		80	83	84	$36	1,113,199	SEAL CRACKS
E WHITMAN DR	BIRCH AVE	440 FT E. OF BIRCH AVE	WHITMAN	080	440	37	16,280	MiA	AC		63	87	88	$16	2,039,045	SEAL CRACKS
E WHITMAN DR	LARCH AVE	DECCIO RD	WHITMAN	110	1,105	37	40,885	MiA	AC		77	82	83	$126	1,392,955	SEAL CRACKS
E WHITMAN DR	DECCIO RD	MYRA RD	WHITMAN	120	1,180	40	47,200	MiA	AC		74	79	81	$176	1,220,681	SEAL CRACKS
											Treatment Total			$2,397		
**SE DEWEY DR	LARCH AVE	12TH ST	DEWEY	010	760	47	35,720	R	AC		34	26	100	$0	0	RECONSTRUCT STRUCTURE (AC)
											Treatment Total			$0		

** - Treatment from Project Selection

Scenarios Criteria:

Scenarios - Sections Selected for Treatment

Interest: 5.00% Inflation: 3.00% Printed: 2/14/2023

Scenario: (3) Maintain Current PCI (74)

Year 2026 Area Total 1,571,509 Year 2026 Total $299,012

Year: 2027

Street Name	Begin Location	End Location	Street ID	Section ID	Length	Width	Area	FC	Surface Type	Area ID	Current PCI	Treatment PCI Before	Treatment PCI After	Cost	Rating	Treatment
SE 3RD ST	ELM AVE	LARCH AVE	3RDST	050	845	35	29,575	R	AC		79	74	82	$12,945	22,321	CRACK SEAL AND CHIP SEAL
SW 4TH ST	SW HOMESTEAD AVE	DEAD END E. OF SW DOANS AVE	4THST	020	900	42	37,800	MiC	AC		92	85	92	$16,545	22,798	CRACK SEAL AND CHIP SEAL
SW 4TH ST	ACADEMY WAY	DAVIS AVE	4THST	030	1,280	37	47,360	MaC	AC		88	80	88	$20,729	23,455	CRACK SEAL AND CHIP SEAL
SE 6TH ST	LARCH AVE	HIGHLAND PARK DR	6THST	080	210	35	7,350	R	AC		77	71	80	$3,217	22,105	CRACK SEAL AND CHIP SEAL
SE ASH AVE	4TH ST	WHITMAN DR	ASHAVE	010	1,320	42	55,440	MaC	AC		87	79	87	$24,266	23,264	CRACK SEAL AND CHIP SEAL
NE CARGILL AVE	CUL DE SAC SOUTH	NE SPITZENBURG ST	CARGILL	020	450	36	16,200	R	AC		75	69	78	$7,091	22,558	CRACK SEAL AND CHIP SEAL
SE CEDAR BEND DR	COLLEGE AVE	DEAD END E. OF RED OAK AVE	CEDARB	010	710	26	18,460	R	AC		75	69	78	$8,080	22,558	CRACK SEAL AND CHIP SEAL
NE C ST	COLLEGE AVE	DAMSON AVE	CST	010	1,290	34	43,860	MaC	AC/AC		88	83	90	$19,197	25,042	CRACK SEAL AND CHIP SEAL
NE C ST	DAMSON AVE	LARCH AVE	CST	020	1,435	34	48,790	MaC	AC		90	82	89	$21,355	22,562	CRACK SEAL AND CHIP SEAL
SW DAVIS AVE	8TH ST	6TH ST	DAVISAV	010	620	36	22,320	MaC	AC		90	83	90	$9,769	24,017	CRACK SEAL AND CHIP SEAL
NE DAWSON ST	CRISCOLA AVE	MYRA RD	DAWSON	030	100	35	3,500	R	AC		80	76	84	$1,532	21,591	CRACK SEAL AND CHIP SEAL
NE HADLEY WAY	WHITMAN DR	WHITMAN DR	HADLEY	010	790	35	27,650	R	AC		76	70	79	$12,102	22,351	CRACK SEAL AND CHIP SEAL
SE LANDEN DR	MOCKINGBIRD DR	LARCH AVE	LANDEN	010	580	35	20,300	R	AC		78	73	81	$8,885	22,686	CRACK SEAL AND CHIP SEAL
SE MEADOWBROOK BLVD	HWY 125	LAMPERTI ST	MEADOWB	010	1,202	60	72,120	MiA	AC/AC		93	85	92	$31,567	27,055	CRACK SEAL AND CHIP SEAL
SE PEPPERIDGE PL	RED OAK AVE	CUL DE SAC WEST	PEPPER	010	480	26	12,480	R	AC		75	69	78	$5,462	22,558	CRACK SEAL AND CHIP SEAL
SE RED OAK AVE	CEDAR BEND DR	LAMPERTI ST	REDOAK	010	394	26	10,244	R	AC		76	70	79	$4,484	22,349	CRACK SEAL AND CHIP SEAL
SE TAMARACK ST	LARCH AVE	MAPLE AVE	TAMARACK	010	380	35	13,300	R	AC		75	69	78	$5,821	22,558	CRACK SEAL AND CHIP SEAL
											Treatment Total			$213,049		
SE HIGHLAND PARK DR	6TH ST	4TH ST	HIGHLAND	010	640	42	26,880	R	AC		51	42	100	$84,038	12,082	1.75" OVERLAY W/DIGOUTS
											Treatment Total			$84,038		
SE 2ND ST	ASH AVE	DATE AVE	2NDST	020	780	40	31,200	R	AC		88	83	84	$94	580,039	SEAL CRACKS
SW BADE AVE	13TH ST	12TH ST	BADEAV	010	320	37	11,840	R	AC		88	84	85	$32	666,541	SEAL CRACKS
SE CENTRAL AVE	SCENIC VIEW DR	12TH ST	CENTRAL	020	580	42	24,360	R	AC		68	72	74	$127	538,568	SEAL CRACKS

** - Treatment from Project Selection

Scenarios Criteria:

Scenarios - Sections Selected for Treatment

Interest: 5.00% Inflation: 3.00% Printed: 2/14/2023

Scenario: (3) Maintain Current PCI (74)

Year: 2027

Street Name	Begin Location	End Location	Street ID	Section ID	Length	Width	Area	FC	Surface Type	Area ID	Current PCI	Treatment PCI Before	Treatment PCI After	Cost	Rating	Treatment
S COLLEGE AVE	LAMPERTI ST	12TH ST	COLLEGE	050	1,301	48	62,448	OPA	AC		79	79	81	$235	914,956	SEAL CRACKS
S COLLEGE AVE	12TH ST	10TH ST	COLLEGE	060	640	48	30,720	OPA	AC		81	82	83	$99	1,005,188	SEAL CRACKS
S COLLEGE AVE	10TH ST	6TH ST	COLLEGE	070	1,310	38	49,780	OPA	AC		80	80	82	$174	958,611	SEAL CRACKS
S COLLEGE AVE	6TH ST	WHITMAN DR	COLLEGE	080	2,000	34	68,000	OPA	AC		80	80	82	$237	958,611	SEAL CRACKS
N COLLEGE AVE	ROSE ST	CITY LIMITS (30 FT N. OF BLALO	COLLEGE	100	280	44	12,320	MiA	AC		75	74	76	$59	746,167	SEAL CRACKS
NE C ST	LARCH AVE	DECCIO RD	CST	030	920	36	33,120	MiA	AC		71	73	76	$163	956,614	SEAL CRACKS
NE C ST	DECCIO RD	MYRA RD	CST	040	780	36	28,080	MiA	AC		71	73	76	$138	956,614	SEAL CRACKS
SW DAVIS AVE	4TH ST	1ST ST (SOUTH INT)	DAVISAV	030	988	43	42,484	MaC	AC/AC		82	85	86	$76	1,361,401	SEAL CRACKS
SW DAVIS AVE	1ST ST (SOUTH INT)	WHITMAN DR	DAVISAV	040	320	32	10,240	MaC	AC/AC		85	87	88	$8	2,644,175	SEAL CRACKS
SE LARCH AVE	4TH ST	WHITMAN DR	LARCHAV	060	1,530	36	55,080	MiA	AC		71	73	76	$270	956,614	SEAL CRACKS
SE MAPLE AVE	S. OF #107 / SE TAMARACK ST	N. OF HOUSE # 101	MAPLEAV	010	220	26	5,720	R	AC		69	72	75	$29	540,452	SEAL CRACKS
NE ROSE ST	COLLEGE AVE	DAMSON AVE	ROSEST	010	1,320	34	44,880	OPA	AC		75	74	76	$216	746,167	SEAL CRACKS
SE SCENIC VIEW DR	CENTRAL AVE	LARCH AVE	SCENICV	020	1,269	40	50,760	R	AC		82	78	80	$205	573,604	SEAL CRACKS
SE SCENIC VIEW DR	125 FT E. OF FALBO DR	COMMERCIAL DR	SCENICV	050	423	27	11,421	MaC	AC		81	82	84	$35	815,968	SEAL CRACKS
NE SEDONA LN	LAMBERT AVE	DEAD END WEST / HOUSE #745	SEDONA	010	150	34	5,100	R	AC		79	81	83	$17	610,052	SEAL CRACKS
E WHITMAN DR	440 FT E. OF BIRCH AVE	140 FT E. OF TREMONT DR	WHITMAN	090	580	37	21,460	MiA	AC		84	85	86	$54	1,094,111	SEAL CRACKS
E WHITMAN DR	140 E. OF TREMONT DR	LARCH AVE	WHITMAN	100	930	37	34,410	MiA	AC		71	73	76	$169	957,372	SEAL CRACKS
											Treatment Total			$2,437		
**SE SKY AVE	SCENIC VIEW DR	12TH ST	SKYAVE	010	607	38	23,066	R	AC/AC		95	87	100	$0	0	RECONSTRUCT STRUCTURE (AC)
**W WHITMAN DR	CITY LIMITS @ MARTIN FIELD LN	DOANS AVE	WHITMAN	010	1,175	29	34,075	MaC	AC		64	51	100	$0	0	RECONSTRUCT STRUCTURE (AC)
**W WHITMAN DR	DOANS AVE	ACADEMY WAY	WHITMAN	020	1,471	29	42,659	MaC	AC		64	52	100	$0	0	RECONSTRUCT STRUCTURE (AC)
											Treatment Total			$0		

Year 2027 Area Total	1,246,852	Year 2027 Total	$299,524
Grand Total Section Area:	7,339,430	Grand Total	$1,496,995

** - Treatment from Project Selection

Scenarios Criteria:

Scenarios - Sections Selected for Treatment

Interest: 5.00% Inflation: 3.00% Printed: 2/14/2023

Scenario: (4) Increase PCI 5 points (to 79)

Year	Budget	PM	Year	Budget	PM	Year	Budget	PM
2023	$800,000	40%	2025	$800,000	40%	2027	$800,000	40%
2024	$800,000	40%	2026	$800,000	40%			

Year: 2023

Street Name	Begin Location	End Location	Street ID	Section ID	Length	Width	Area	FC	Surface Type	Area ID	Current PCI	Treatment PCI Before	Treatment PCI After	Cost	Rating	Treatment
SW 12TH ST	CITY LIMITS WEST / HOUSE #602	BADE AVE	12THST	010	1,380	24	33,120	MiC	AC		67	67	77	$12,880	26,547	CRACK SEAL AND CHIP SEAL
SW 12TH ST	BADE AVE	COLLEGE AVE	12THST	020	670	36	24,120	MaC	AC		67	67	77	$9,380	26,547	CRACK SEAL AND CHIP SEAL
S COLLEGE AVE	150 FT S. OF LAMPERTI ST	LAMPERTI ST	COLLEGE	040	150	48	7,200	OPA	AC		68	68	78	$2,800	43,212	CRACK SEAL AND CHIP SEAL
S COLLEGE AVE	LAMPERTI ST	12TH ST	COLLEGE	050	1,301	48	62,448	OPA	AC		79	79	87	$24,285	36,027	CRACK SEAL AND CHIP SEAL
S COLLEGE AVE	12TH ST	10TH ST	COLLEGE	060	640	48	30,720	OPA	AC		81	81	89	$11,947	37,607	CRACK SEAL AND CHIP SEAL
S COLLEGE AVE	10TH ST	6TH ST	COLLEGE	070	1,310	38	49,780	OPA	AC		80	80	88	$19,359	36,840	CRACK SEAL AND CHIP SEAL
S COLLEGE AVE	6TH ST	WHITMAN DR	COLLEGE	080	2,000	34	68,000	OPA	AC		80	80	88	$26,444	36,840	CRACK SEAL AND CHIP SEAL
N COLLEGE AVE	WHITMAN DR	ROSE ST	COLLEGE	090	1,719	37	63,603	OPA	AC		83	84	91	$24,735	39,172	CRACK SEAL AND CHIP SEAL
N COLLEGE AVE	ROSE ST	CITY LIMITS (30 FT N. OF BLALO	COLLEGE	100	280	44	12,320	MiA	AC		75	75	84	$4,791	32,804	CRACK SEAL AND CHIP SEAL
SW DAVIS AVE	4TH ST	1ST ST (SOUTH INT)	DAVISAV	030	988	43	42,484	MaC	AC/AC		82	83	90	$16,522	34,832	CRACK SEAL AND CHIP SEAL
SW DAVIS AVE	1ST ST (SOUTH INT)	WHITMAN DR	DAVISAV	040	320	32	10,240	MaC	AC/AC		85	85	91	$3,982	36,213	CRACK SEAL AND CHIP SEAL
NE FERNWOOD PL	C ST	CUL DE SAC	FERNWPL	010	450	36	16,200	R	AC		78	78	86	$6,300	34,671	CRACK SEAL AND CHIP SEAL
SE GARRISON VILLAGE WAY	BEGIN ROUNDABOUT	END ROUNDABOUT	GARRVILL	010	640	19	12,160	R	AC		74	74	82	$4,729	32,725	CRACK SEAL AND CHIP SEAL
SE LARCH AVE	LAMPERTI ST	12TH ST	LARCHAV	030	1,270	47	59,690	MiA	AC/AC		85	85	91	$23,213	56,318	CRACK SEAL AND CHIP SEAL
SE LARCH AVE	12TH ST	8TH ST	LARCHAV	040	1,320	47	62,040	MiA	AC/AC		88	88	94	$24,127	59,735	CRACK SEAL AND CHIP SEAL
SE LARCH AVE	8TH ST	4TH ST	LARCHAV	050	1,320	47	62,040	MiA	AC/AC		87	87	93	$24,127	58,588	CRACK SEAL AND CHIP SEAL
SE MAPLE AVE	S. OF #107 / SE TAMARACK ST	N. OF HOUSE # 101	MAPLEAV	010	220	26	5,720	R	AC		69	70	79	$2,224	24,789	CRACK SEAL AND CHIP SEAL
SE MAPLE AVE	N. OF HOUSE # 101	WHITMAN DR	MAPLEAV	020	500	26	13,000	R	AC		82	82	89	$5,056	31,700	CRACK SEAL AND CHIP SEAL
NE MYRA RD	ROSE ST	CITY LIMITS 260 FT N. OF DAWSO	MYRARD	010	1,140	54	61,560	MiA	AC		76	77	85	$23,940	44,358	CRACK SEAL AND CHIP SEAL
SE NEWGATE DR	SCENIC VIEW DR	12TH ST	NEWGAT	020	1,046	36	37,656	R	AC		77	77	85	$14,644	33,235	CRACK SEAL AND CHIP SEAL

** - Treatment from Project Selection

Scenarios Criteria:

Scenarios - Sections Selected for Treatment

Interest: 5.00% Inflation: 3.00% Printed: 2/14/2023

Scenario: (4) Increase PCI 5 points (to 79)

Year: 2023

Street Name	Begin Location	End Location	Street ID	Section ID	Length	Width	Area	FC	Surface Type	Area ID	Current PCI	Treatment PCI Before	Treatment PCI After	Cost	Rating	Treatment
NE ROSE ST	COLLEGE AVE	DAMSON AVE	ROSEST	010	1,320	34	44,880	OPA	AC		75	75	84	$17,453	32,804	CRACK SEAL AND CHIP SEAL
SE SCENIC VIEW DR	125 FT E. OF FALBO DR	COMMERCIAL DR	SCENICV	050	423	27	11,421	MaC	AC		81	81	89	$4,442	32,442	CRACK SEAL AND CHIP SEAL
TAUMARSON RD	HWY 125	BLISS LN	TAUMAR	010	740	41	30,340	MiA	AC		69	69	79	$11,799	37,140	CRACK SEAL AND CHIP SEAL
TAUMARSON RD	150 FT W. OF SEDGWICK CT	SE JUSTICE AVE	TAUMAR	040	820	35	28,700	MiA	AC		74	74	83	$11,161	44,009	CRACK SEAL AND CHIP SEAL
E WHITMAN DR	COLLEGE AVE	ASH AVE	WHITMAN	060	350	38	13,300	MiA	AC		80	81	88	$5,172	41,170	CRACK SEAL AND CHIP SEAL
E WHITMAN DR	ASH AVE	BIRCH AVE	WHITMAN	070	343	37	12,691	MiA	AC		80	81	88	$4,935	41,170	CRACK SEAL AND CHIP SEAL
E WHITMAN DR	440 FT E. OF BIRCH AVE	140 FT E. OF TREMONT DR	WHITMAN	090	580	37	21,460	MiA	AC		84	85	91	$8,346	37,565	CRACK SEAL AND CHIP SEAL
E WHITMAN DR	LARCH AVE	DECCIO RD	WHITMAN	110	1,105	37	40,885	MiA	AC		77	78	86	$15,900	52,802	CRACK SEAL AND CHIP SEAL
E WHITMAN DR	DECCIO RD	MYRA RD	WHITMAN	120	1,180	40	47,200	MiA	AC		74	75	83	$18,356	48,827	CRACK SEAL AND CHIP SEAL
											Treatment Total			$383,047		
E WHITMAN DR	BIRCH AVE	440 FT E. OF BIRCH AVE	WHITMAN	080	440	37	16,280	MiA	AC		63	63	100	$49,744	16,575	2" OVERLAY
											Treatment Total			$49,744		
WALLULA AVE	ROSE ST	CITY LIMITS	WALLULA	010	110	38	4,180	MiA	AC		47	47	100	$16,256	15,960	2.5" OVERLAY W/DIGOUTS
											Treatment Total			$16,256		
SW 5TH ST	BADE AVE	DEAD END EAST	5THST	010	460	28	12,880	R	AC		40	40	100	$35,778	13,722	1.75" OVERLAY W/DIGOUTS
SE 5TH ST	HILLCREST DR	LARCH AVE	5THST	040	310	34	10,540	R	AC		41	41	100	$29,278	13,662	1.75" OVERLAY W/DIGOUTS
SE 6TH ST	COLLEGE AVE	DATE AVE	6THST	050	1,290	33	42,570	R	AC		42	42	100	$118,250	13,592	1.75" OVERLAY W/DIGOUTS
NE CRISCOLA AVE	DAWSON ST	EMPIRE ST	CRISCOLA	030	225	35	7,875	R	AC		41	41	100	$21,875	13,663	1.75" OVERLAY W/DIGOUTS
NE DAMSON AVE	CARGILL AVE	ROSE ST	DAMSON	030	521	32	16,672	R	AC		42	42	100	$46,311	13,592	1.75" OVERLAY W/DIGOUTS
SE HILLCREST DR	DEAD END S. OF 5TH ST	SE 4TH ST	HILLCR	010	440	33	14,520	R	AC		43	43	100	$40,333	13,523	1.75" OVERLAY W/DIGOUTS
SE RAVEN LN	SE MOCKINGBIRD DR	CUL DE SAC	RAVEN	010	148	28	4,144	R	AC		40	40	100	$11,511	13,724	1.75" OVERLAY W/DIGOUTS
SE VISTA PL	12TH ST	CUL DE SAC EAST	VISTAPL	010	390	27	10,530	R	AC		41	41	100	$29,250	13,662	1.75" OVERLAY W/DIGOUTS
											Treatment Total			$332,586		

** - Treatment from Project Selection

Scenarios Criteria:

Scenarios - Sections Selected for Treatment

Interest: 5.00% Inflation: 3.00% Printed: 2/14/2023

Scenario: (4) Increase PCI 5 points (to 79)

Year: 2023

Street Name	Begin Location	End Location	Street ID	Section ID	Length	Width	Area	FC	Surface Type	Area ID	Current PCI	Treatment PCI Before	Treatment PCI After	Cost	Rating	Treatment
SE CENTRAL AVE	SCENIC VIEW DR	12TH ST	CENTRAL	020	580	42	24,360	R	AC		68	69	78	$13,533	17,492	CRACK SEAL, PATCH, AND CHIP SEAL
											Treatment Total			$13,533		
SW 11TH ST	DEAD END W. OF BADE AVE	BADE AVE	11THST	010	327	40	13,080	R	AC		85	86	87	$28	648,060	SEAL CRACKS
SW 13TH ST	BADE AVE	COLLEGE AVE	13THST	010	670	32	21,440	R	AC		86	87	88	$42	671,725	SEAL CRACKS
SW 1ST ST	ACADEMY WAY	DAVIS AVE	1STST	010	1,270	26	33,020	R	AC		80	81	82	$101	671,505	SEAL CRACKS
SW 2ND ST	ACADEMY WAY	DAVIS AVE	2NDST	010	1,270	24	30,480	R	AC		81	82	83	$87	703,799	SEAL CRACKS
SE 2ND ST	ASH AVE	DATE AVE	2NDST	020	780	40	31,200	R	AC		88	88	89	$51	515,918	SEAL CRACKS
SW 3RD ST	ACADEMY WAY	DAVIS AVE	3RDST	010	1,270	24	30,480	R	AC		81	82	83	$87	703,799	SEAL CRACKS
SE 3RD ST	COLLEGE AVE	ASH AVE	3RDST	020	350	39	13,650	R	AC		83	84	85	$34	660,450	SEAL CRACKS
SE 3RD ST	ASH AVE	DATE AVE	3RDST	030	903	39	35,217	R	AC		83	84	85	$88	660,450	SEAL CRACKS
SE 3RD ST	DATE AVE	ELM AVE	3RDST	040	480	39	18,720	R	AC		84	85	86	$43	687,020	SEAL CRACKS
SW 4TH ST	ACADEMY WAY	DAVIS AVE	4THST	030	1,280	37	47,360	MaC	AC		88	88	89	$78	724,835	SEAL CRACKS
SE 5TH ST	DATE AVE	ELM AVE	5THST	020	485	36	17,460	R	AC		86	87	88	$34	671,725	SEAL CRACKS
SE 5TH ST	ELM AVE	DEAD END EAST	5THST	030	351	36	12,636	R	AC		85	86	87	$27	648,060	SEAL CRACKS
SW 6TH ST	GRANDVIEW AVE	EVANS AVE	6THST	010	986	21	20,706	R	AC		86	87	88	$40	671,725	SEAL CRACKS
SW 7TH ST	EVANS AVE	DEAD END EAST	7THST	010	273	28	7,644	R	AC		83	84	85	$19	660,450	SEAL CRACKS
SW 9TH ST	BADE AVE	COLLEGE AVE	9THST	010	670	35	23,450	R	AC		83	84	85	$58	660,450	SEAL CRACKS
SW ACADEMY WAY	4TH ST	WHITMAN DR	ACADEMY	010	1,324	35	46,340	MaC	AC		87	87	88	$84	700,793	SEAL CRACKS
SE ASH AVE	4TH ST	WHITMAN DR	ASHAVE	010	1,320	42	55,440	MaC	AC		87	87	88	$100	763,272	SEAL CRACKS
NE ASH AVE	WHITMAN DR	A ST	ASHAVE	020	617	42	25,914	MaC	AC		88	88	89	$42	787,820	SEAL CRACKS
NE ASH AVE	A ST	C ST	ASHAVE	030	690	42	28,980	MaC	AC		87	87	88	$52	763,272	SEAL CRACKS
NE A ST	COLLEGE AVE	ASH AVE	AST	010	330	38	12,540	R	AC		82	83	84	$34	685,331	SEAL CRACKS
NE A ST	ASH AVE	BIRCH AVE	AST	020	320	38	12,160	R	AC		83	84	85	$30	660,298	SEAL CRACKS
NE A ST	IVY LN	TREMONT DR	AST	040	390	38	14,820	R	AC		81	82	83	$42	703,799	SEAL CRACKS
SW BADE AVE	13TH ST	12TH ST	BADEAV	010	320	37	11,840	R	AC		88	89	89	$19	633,051	SEAL CRACKS
SW BADE AVE	12TH ST	10TH ST	BADEAV	020	645	40	25,800	R	AC		84	85	86	$59	687,020	SEAL CRACKS
SW BADE AVE	10TH ST	6TH ST	BADEAV	030	1,300	34	44,200	R	AC		84	85	86	$102	687,020	SEAL CRACKS
SW BADE AVE	6TH ST	4TH ST	BADEAV	040	671	38	25,498	R	AC		85	86	87	$54	648,060	SEAL CRACKS
SE BIRCH AVE	150 FT S. OF 10TH ST / #1010	8TH ST	BIRCHAV	020	800	35	28,000	R	AC		79	80	81	$91	654,697	SEAL CRACKS
SE BIRCH AVE	8TH ST	6TH ST	BIRCHAV	030	660	35	23,100	R	AC		83	84	85	$58	660,298	SEAL CRACKS
SE BIRCH AVE	CUL DE SAC S. OF WHITMAN DR	WHITMAN DR	BIRCHAV	070	240	35	8,400	R	AC		83	84	85	$21	660,298	SEAL CRACKS
NE BIRCH AVE	WHITMAN DR	A ST	BIRCHAV	080	590	35	20,650	R	AC		81	82	83	$59	703,799	SEAL CRACKS
NE BIRCH AVE	A ST	C ST	BIRCHAV	090	710	39	27,690	R	AC		84	85	86	$64	686,868	SEAL CRACKS
BLALOCK DR	VERA PL	COLLEGE AVE	BLALOCK	010	1,136	29	32,944	R	AC		81	82	83	$94	703,799	SEAL CRACKS

** - Treatment from Project Selection

Scenarios Criteria:

Scenarios - Sections Selected for Treatment

Interest: 5.00% Inflation: 3.00% Printed: 2/14/2023

Scenario: (4) Increase PCI 5 points (to 79)

Year: 2023

Street Name	Begin Location	End Location	Street ID	Section ID	Length	Width	Area	FC	Surface Type	Area ID	Current PCI	Treatment PCI Before	Treatment PCI After	Cost	Rating	Treatment
SE BROADWAY AVE	SE MOUNTAIN VIEW DR	SE 12TH ST	BROADW	030	300	28	8,400	R	AC		82	83	84	$22	685,331	SEAL CRACKS
SE BROADWAY AVE	12TH ST	DEAD END NORTH	BROADW	040	575	33	18,975	R	AC		84	85	86	$44	686,868	SEAL CRACKS
NW B ST	EVANS AVE	RUBY LN	BST	010	343	35	12,005	R	AC		85	86	87	$26	647,863	SEAL CRACKS
NW B ST	RUBY LN	100 FT E. OF LAURELLA LN	BST	020	300	32	9,600	R	AC		84	85	86	$22	686,868	SEAL CRACKS
NW B ST	100 FT E. OF LAURELLA LN	130 FT W. OF SCHNABELL LN	BST	030	350	29	10,150	R	AC		86	87	88	$20	671,526	SEAL CRACKS
NW B ST	130 FT W. OF SCHNABELL LN	COLLEGE AVE	BST	040	670	36	24,120	R	AC		80	81	82	$74	671,505	SEAL CRACKS
SE CENTRAL AVE	VALLEY DR	SCENIC VIEW DR	CENTRAL	010	612	38	23,256	R	AC		82	83	84	$62	685,331	SEAL CRACKS
S COLLEGE AVE	HWY 125	SCHOOL BUS YARD EXIT	COLLEGE	010	1,070	42	44,940	OPA	AC		88	89	89	$73	1,192,110	SEAL CRACKS
NE C ST	COLLEGE AVE	DAMSON AVE	CST	010	1,290	34	43,860	MaC	AC/AC		88	88	89	$5	9,757,811	SEAL CRACKS
NE DANNER (SPUR)	NE DANNER	DEAD END EAST	DANNER	020	100	29	2,900	R	AC		83	84	85	$7	660,147	SEAL CRACKS
SE DATE AVE	12TH ST	8TH ST	DATEAV	010	1,324	35	46,340	MaC	AC		86	86	88	$91	865,051	SEAL CRACKS
SE DATE AVE	8TH ST	4TH ST	DATEAV	020	1,310	35	45,850	MaC	AC		86	86	88	$90	865,051	SEAL CRACKS
SE DATE AVE	3RD ST	2ND ST	DATEAV	030	420	34	14,280	R	AC		84	85	86	$33	687,020	SEAL CRACKS
NE DAWSON ST	CRISCOLA AVE	MYRA RD	DAWSON	030	100	35	3,500	R	AC		80	81	82	$11	671,405	SEAL CRACKS
SE EDGEMONT PL	12TH ST	STANFORD PL	EDGEMO	010	254	40	10,160	R	AC		84	85	86	$23	687,020	SEAL CRACKS
SE ELM AVE	8TH ST	6TH ST	ELMAV	010	650	35	22,750	R	AC		81	82	83	$65	703,900	SEAL CRACKS
SW EVANS AVE	DEAD END S. OF 7TH ST	6TH ST	EVANSAV	010	598	35	20,930	R	AC		86	87	88	$41	671,725	SEAL CRACKS
SW EVANS AVE	1ST ST	WHITMAN DR	EVANSAV	020	315	36	11,340	R	AC		83	84	85	$28	660,450	SEAL CRACKS
NE IVY LN	WHITMAN DR	A ST	IVYLN	010	650	40	26,000	R	AC		86	87	88	$51	671,725	SEAL CRACKS
NE LAMBERT AVE	C ST	SPITZENBURG ST	LAMBERT	010	590	18	10,620	MaC	AC		79	79	81	$35	760,137	SEAL CRACKS
NE LAMBERT AVE	SPITZENBURG ST	ROSE ST	LAMBERT	020	550	18	9,900	MaC	AC		75	75	78	$40	679,175	SEAL CRACKS
SE LAMPERTI ST	COLLEGE AVE	175 FT W. OF RED OAK AVE	LAMPER	010	410	40	16,400	MiA	AC/AC		83	83	85	$36	957,376	SEAL CRACKS
SE LINDA DR	VALLEY DR	SUNNY DR	LINDADR	010	270	38	10,260	R	AC		84	85	86	$24	686,868	SEAL CRACKS
SE MOUNTAIN VIEW DR	BROADWAY AVE	CENTRAL AVE	MOUNTVI	010	1,009	40	40,360	R	AC		81	82	83	$116	703,799	SEAL CRACKS
OWENS RD	1170 FT N. OF MOJONNIER RD (CI	WASTEWATER TREATMENT	OWENS	010	920	22	20,240	R	AC		86	87	88	$39	671,327	SEAL CRACKS
SW PUFF LN	10TH ST	CUL DE SAC SOUTH	PUFFLN	010	350	40	14,000	R	AC		84	85	86	$32	687,020	SEAL CRACKS
SE SCENIC VIEW DR	BROADWAY AVE	CENTRAL AVE	SCENICV	010	1,010	40	40,400	R	AC		82	83	84	$108	685,331	SEAL CRACKS
SE SCENIC VIEW DR	CENTRAL AVE	LARCH AVE	SCENICV	020	1,269	40	50,760	R	AC		82	83	84	$136	652,865	SEAL CRACKS
SE STANFORD PL	DATE AVE	CUL DE SAC EAST	STANFORD	010	600	40	24,000	R	AC		80	81	82	$73	671,606	SEAL CRACKS

** - Treatment from Project Selection

Scenarios Criteria:

Scenarios - Sections Selected for Treatment

Interest: 5.00% Inflation: 3.00% Printed: 2/14/2023

Scenario: (4) Increase PCI 5 points (to 79)

Year: 2023

Street Name	Begin Location	End Location	Street ID	Section ID	Length	Width	Area	FC	Surface Type	Area ID	Current PCI	Treatment PCI Before	Treatment PCI After	Cost	Rating	Treatment
SUNCREST TER	CITY LIMITS WEST / HOUSE #841	GRANDVIEW AVE	SUNCRE	010	570	20	11,400	R	AC		83	84	85	$28	660,450	SEAL CRACKS
SE SUNNY DR	COLLEGE AVE	CENTRAL AVE	SUNNYDR	010	1,350	39	52,650	R	AC		84	85	86	$121	686,868	SEAL CRACKS
NE TREMONT DR	WHITMAN DR	A ST	TREMONT	010	762	38	28,956	R	AC		81	82	83	$83	703,799	SEAL CRACKS
SE VALLEY DR	LINDA DR	CENTRAL AVE	VALLEY	010	590	28	16,520	R	AC		81	82	83	$47	703,799	SEAL CRACKS
SE VALLEY DR	CENTRAL AVE	CUL DE SAC NORTH EAST	VALLEY	020	650	24	15,600	R	AC		80	81	82	$48	671,505	SEAL CRACKS
SE VALLEY VIEW TER	VALLEY DR	SCENIC VIEW DR	VALLVI	010	590	15	8,850	R	AC		86	87	88	$17	671,526	SEAL CRACKS
											Treatment Total			$3,595		
**SE 12TH ST	COLLEGE AVE	BROADWAY AVE	12THST	030	341	45	15,345	MiA	AC		61	61	100	$0	0	MILL AND THICK OVERLAY
**SE 12TH ST	BROADWAY AVE	CENTRAL AVE	12THST	040	1,010	45	45,450	MiA	AC		55	55	100	$0	0	MILL AND THICK OVERLAY
**SE 12TH ST	CENTRAL AVE	LARCH AVE	12THST	050	1,250	45	56,250	MiA	AC		55	55	100	$0	0	MILL AND THICK OVERLAY
											Treatment Total			$0		
**MOJONNIER RD	BLUVUE LN	CHRISTENSEN LN	MOJON	010	1,370	23	31,510	MiA	AC		75	76	100	$0	0	RECONSTRUCT STRUCTURE (AC)
**MOJONNIER RD	CHRISTENSEN LN	320 FT W. OF COLLEGE AVE	MOJON	020	1,680	23	38,640	MiA	AC		75	76	100	$0	0	RECONSTRUCT STRUCTURE (AC)
**MOJONNIER RD	320 FT W. OF COLLEGE AVE	COLLEGE AVE	MOJON	030	320	48	15,360	MiA	AC		77	77	100	$0	0	RECONSTRUCT STRUCTURE (AC)
											Treatment Total			$0		

Year 2023 Area Total 2,923,215 Year 2023 Total $798,762

Year: 2024

Street Name	Begin Location	End Location	Street ID	Section ID	Length	Width	Area	FC	Surface Type	Area ID	Current PCI	Treatment PCI Before	Treatment PCI After	Cost	Rating	Treatment
SW 4TH ST	DEAD END W. OF GREELEY ST	SW HOMESTEAD AVE	4THST	010	360	41	14,760	MiC	AC		87	86	92	$5,912	26,032	CRACK SEAL AND CHIP SEAL
SW 4TH ST	DAVIS AVE	BADE AVE	4THST	040	700	37	25,900	MaC	AC		83	81	89	$10,374	25,678	CRACK SEAL AND CHIP SEAL
SE 4TH ST	COLLEGE AVE	DATE AVE	4THST	060	1,290	37	47,730	MaC	AC		82	80	88	$19,119	27,012	CRACK SEAL AND CHIP SEAL
SE 4TH ST	DATE AVE	LARCH AVE	4THST	070	1,322	37	48,914	MaC	AC		83	81	89	$19,593	25,678	CRACK SEAL AND CHIP SEAL
SE 8TH ST	BADE AVE	BIRCH AVE	8THST	020	1,300	35	45,500	MiC	AC		84	82	90	$18,225	26,536	CRACK SEAL AND CHIP SEAL

** - Treatment from Project Selection

Scenarios Criteria:

Scenarios - Sections Selected for Treatment

Interest: 5.00% Inflation: 3.00% Printed: 2/14/2023

Scenario: (4) Increase PCI 5 points (to 79)

Year: 2024

Street Name	Begin Location	End Location	Street ID	Section ID	Length	Width	Area	FC	Surface Type	Area ID	Current PCI	Treatment PCI Before	Treatment PCI After	Cost	Rating	Treatment
SE 8TH ST	BIRCH AVE	ELM AVE	8THST	030	980	35	34,300	MiC	AC		83	81	89	$13,739	25,685	CRACK SEAL AND CHIP SEAL
SE 8TH ST	ELM AVE	315 FT. WEST OF LARCH AVE	8THST	040	675	27	18,225	MiC	AC		80	78	86	$7,300	27,092	CRACK SEAL AND CHIP SEAL
SE 9TH ST	BIRCH AVE	CEDAR AVE	9THST	030	410	35	14,350	R	AC		84	82	90	$5,748	24,727	CRACK SEAL AND CHIP SEAL
SE BELMONT PL	STANFORD PL	CUL DE SAC SOUTH	BELMONT	010	210	40	8,400	R	AC		78	77	85	$3,365	24,177	CRACK SEAL AND CHIP SEAL
NE CARGILL AVE	CUL DE SAC SOUTH	NE SPITZENBURG ST	CARGILL	020	450	36	16,200	R	AC		75	74	83	$6,489	24,694	CRACK SEAL AND CHIP SEAL
SW CARVER ST	HOMESTEAD RD	DOANS AVE	CARVER	010	690	34	23,460	R	AC		76	75	84	$9,397	26,163	CRACK SEAL AND CHIP SEAL
SE CEDAR AVE	9TH ST	8TH ST	CEDARAV	010	320	35	11,200	R	AC		84	82	90	$4,486	24,727	CRACK SEAL AND CHIP SEAL
SE CEDAR BEND DR	COLLEGE AVE	DEAD END E. OF RED OAK AVE	CEDARB	010	710	26	18,460	R	AC		75	74	83	$7,394	24,694	CRACK SEAL AND CHIP SEAL
SE COMMERCIAL DR	HWY 125	SCENIC VIEW DR	COMMERC	010	330	43	14,190	MaC	AC		79	77	85	$5,684	29,235	CRACK SEAL AND CHIP SEAL
SE COMMERCIAL DR	SCENIC VIEW DR	MYRA RD	COMMERC	020	2,346	27	63,342	R	AC		80	79	87	$25,372	25,166	CRACK SEAL AND CHIP SEAL
NE C ST	LARCH AVE	DECCIO RD	CST	030	920	36	33,120	MiA	AC		71	70	79	$13,266	41,864	CRACK SEAL AND CHIP SEAL
NE C ST	DECCIO RD	MYRA RD	CST	040	780	36	28,080	MiA	AC		71	70	79	$11,248	41,864	CRACK SEAL AND CHIP SEAL
NE DAMSON AVE	CUL DE SAC S.	C ST	DAMSON	010	230	37	8,510	R	AC		74	73	82	$3,409	24,169	CRACK SEAL AND CHIP SEAL
NE ELDER PL	C ST	CUL DE SAC	ELDERPL	010	220	40	8,800	R	AC		73	72	81	$3,525	24,484	CRACK SEAL AND CHIP SEAL
NE HADLEY WAY	WHITMAN DR	WHITMAN DR	HADLEY	010	790	35	27,650	R	AC		76	75	83	$11,075	24,195	CRACK SEAL AND CHIP SEAL
SW HOMESTEAD RD	170 FT S OF SW 4TH ST	130 FT S OF SW CARVER ST	HOMEST	020	490	34	16,660	R	AC		84	83	90	$6,673	30,290	CRACK SEAL AND CHIP SEAL
SW HOMESTEAD RD	130 FT S OF SW CARVER ST	W WHITMAN DR	HOMEST	030	1,100	34	37,400	R	AC		70	69	78	$14,981	24,453	CRACK SEAL AND CHIP SEAL
SE LARCH AVE	4TH ST	WHITMAN DR	LARCHAV	060	1,530	36	55,080	MiA	AC		71	70	79	$22,063	41,864	CRACK SEAL AND CHIP SEAL
NW MARIA ST	CUL DE SAC W. OF VERA PL	BLALOCK DR	MARIA	010	1,160	34	39,440	R	AC		83	82	89	$15,798	30,786	CRACK SEAL AND CHIP SEAL
SE MOUNTAIN VIEW DR	CENTRAL AVE	SKY AVE	MOUNTVI	020	953	40	38,120	R	AC		70	69	78	$15,269	24,453	CRACK SEAL AND CHIP SEAL
SE PEPPERIDGE PL	RED OAK AVE	CUL DE SAC WEST	PEPPER	010	480	26	12,480	R	AC		75	74	83	$4,999	24,694	CRACK SEAL AND CHIP SEAL
SE RED OAK AVE	CEDAR BEND DR	LAMPERTI ST	REDOAK	010	394	26	10,244	R	AC		76	75	83	$4,103	24,192	CRACK SEAL AND CHIP SEAL
SW RIPARIAN CT	HOMESTEAD RD	DEAD END WEST	RIPARCT	010	320	34	10,880	R	AC		77	76	85	$4,358	26,734	CRACK SEAL AND CHIP SEAL

** - Treatment from Project Selection

Scenarios Criteria:

Scenarios - Sections Selected for Treatment

Interest: 5.00% Inflation: 3.00% Printed: 2/14/2023

Scenario: (4) Increase PCI 5 points (to 79)

Year: 2024

Street Name	Begin Location	End Location	Street ID	Section ID	Length	Width	Area	FC	Surface Type	Area ID	Current PCI	Treatment PCI Before	Treatment PCI After	Cost	Rating	Treatment
SE SCENIC VIEW DR	LARCH AVE	HOUSE #1051	SCENICV	030	1,170	40	46,800	MaC	AC		83	81	89	$18,746	25,678	CRACK SEAL AND CHIP SEAL
NE SEDONA LN	LAMBERT AVE	DEAD END WEST / HOUSE #745	SEDONA	010	150	34	5,100	R	AC		79	78	86	$2,043	23,401	CRACK SEAL AND CHIP SEAL
SE TAMARACK ST	LARCH AVE	MAPLE AVE	TAMARACK	010	380	35	13,300	R	AC		75	74	83	$5,327	24,694	CRACK SEAL AND CHIP SEAL
TAUMARSON RD	BLISS LN	FREEDOM PL	TAUMAR	020	1,890	35	66,150	MiA	AC		87	85	92	$26,497	26,840	CRACK SEAL AND CHIP SEAL
TAUMARSON RD	FREEDOM PL	150 FT W. OF SEDGWICK CT	TAUMAR	030	650	35	22,750	MiA	AC		87	85	92	$9,113	26,840	CRACK SEAL AND CHIP SEAL
NW VERA PL	MARIA ST	BLALOCK DR	VERAPL	010	298	34	10,132	R	AC		83	82	89	$4,058	30,786	CRACK SEAL AND CHIP SEAL
W WHITMAN DR	ACADEMY WAY	DAVIS AVE	WHITMAN	030	1,286	36	46,296	MaC	AC		79	77	85	$18,544	27,753	CRACK SEAL AND CHIP SEAL
W WHITMAN DR	DAVIS AVE	W ADAMS AVE	WHITMAN	040	1,020	37	37,740	MaC	AC		79	77	85	$15,117	27,753	CRACK SEAL AND CHIP SEAL
W WHITMAN DR	W ADAMS AVE	COLLEGE AVE	WHITMAN	050	300	40	12,000	MaC	AC		80	78	86	$4,807	27,086	CRACK SEAL AND CHIP SEAL
E WHITMAN DR	140 E. OF TREMONT DR	LARCH AVE	WHITMAN	100	930	37	34,410	MiA	AC		71	70	79	$13,783	41,875	CRACK SEAL AND CHIP SEAL
											Treatment Total			$410,999		
SE SCENIC VIEW DR	HOUSE #1051	125 FT E. OF FALBO DR	SCENICV	040	680	26	17,680	MaC	AC		69	66	100	$55,643	12,323	2" OVERLAY
											Treatment Total			$55,643		
SE 6TH ST	DATE AVE	ELM AVE	6THST	060	320	33	10,560	R	AC		48	46	100	$30,213	12,915	1.75" OVERLAY W/DIGOUTS
SE 6TH ST	ELM AVE	LARCH AVE	6THST	070	980	33	32,340	R	AC		45	43	100	$92,528	13,156	1.75" OVERLAY W/DIGOUTS
NE ALDEN ST	DEAD END W. OF NE VILLA AVE	95 FT W. OF TROUTDALE AVE	ALDEN	010	450	35	15,750	R	AC		49	47	100	$45,063	12,818	1.75" OVERLAY W/DIGOUTS
SE BRENTWOOD PL	LARCH AVE	CUL DE SAC WEST	BRENTPL	010	435	35	15,225	R	AC		47	45	100	$43,560	13,004	1.75" OVERLAY W/DIGOUTS
NE DAWSON ST	CITY LIMITS W. OF VILLA AVE	FLEETWOOD AVE	DAWSON	010	325	35	11,375	R	AC		47	45	100	$32,545	13,004	1.75" OVERLAY W/DIGOUTS
SE HIGHLAND PARK DR	6TH ST	4TH ST	HIGHLAND	010	640	42	26,880	R	AC		51	49	100	$76,907	12,617	1.75" OVERLAY W/DIGOUTS
SE SURITA CT	FALBO DR	CUL DE SAC	SURITA	010	180	23	4,140	R	AC		50	48	100	$11,845	12,788	1.75" OVERLAY W/DIGOUTS
											Treatment Total			$332,661		
NE C ST	DAMSON AVE	LARCH AVE	CST	020	1,435	34	48,790	MaC	AC		90	88	89	$85	716,904	SEAL CRACKS
SW DAVIS AVE	8TH ST	6TH ST	DAVISAV	010	620	36	22,320	MaC	AC		90	88	89	$38	766,033	SEAL CRACKS

** - Treatment from Project Selection

Scenarios Criteria:

Scenarios - Sections Selected for Treatment

Interest: 5.00% Inflation: 3.00% Printed: 2/14/2023

Scenario: (4) Increase PCI 5 points (to 79)

Year: 2024

Street Name	Begin Location	End Location	Street ID	Section ID	Length	Width	Area	FC	Surface Type	Area ID	Current PCI	Treatment PCI Before	Treatment PCI After	Cost	Rating	Treatment
NE DELLA AVE	C ST	SPITZENBURG ST	DELLAAV	010	570	18	10,260	R	AC		79	78	80	$37	630,538	SEAL CRACKS
NE SPITZENBURG ST	DAMSON AVE	220 FT W. OF TULIP LN	SPITZEN	010	990	26	25,740	R	AC		88	87	88	$51	562,730	SEAL CRACKS
NE SPITZENBURG ST	220 FT W. OF TULIP LN	TULIP LN	SPITZEN	020	220	26	5,720	R	AC		86	85	86	$13	605,053	SEAL CRACKS
NE SPITZENBURG ST	TULIP LN	LAMBERT AVE	SPITZEN	030	240	28	6,720	R	AC		86	85	86	$16	605,053	SEAL CRACKS
NE SPITZENBURG ST	LAMBERT AVE	DELLA AVE	SPITZEN	040	400	19	7,600	R	AC		85	84	85	$19	621,689	SEAL CRACKS
NE SPITZENBURG ST	DELLA AVE	MYRA RD	SPITZEN	050	770	31	23,870	R	AC		89	88	89	$44	540,258	SEAL CRACKS
											Treatment Total			$303		
**SE BIRCH AVE	4TH ST	SE 3RD ST	BIRCHAV	050	320	18	5,760	R	AC		24	21	100	$0	0	RECONSTRUCT STRUCTURE (AC)
**SE BIRCH AVE	SE 3RD ST	SE 2ND ST	BIRCHAV	060	320	20	6,400	R	AC		86	85	100	$0	0	RECONSTRUCT STRUCTURE (AC)
											Treatment Total			$0		

Year 2024 Area Total 1,323,203 Year 2024 Total $799,607

Year: 2025

Street Name	Begin Location	End Location	Street ID	Section ID	Length	Width	Area	FC	Surface Type	Area ID	Current PCI	Treatment PCI Before	Treatment PCI After	Cost	Rating	Treatment
SW 2ND ST	ACADEMY WAY	DAVIS AVE	2NDST	010	1,270	24	30,480	R	AC		81	80	88	$12,575	22,194	CRACK SEAL AND CHIP SEAL
SW 3RD ST	ACADEMY WAY	DAVIS AVE	3RDST	010	1,270	24	30,480	R	AC		81	80	88	$12,575	22,194	CRACK SEAL AND CHIP SEAL
SE 3RD ST	ELM AVE	LARCH AVE	3RDST	050	845	35	29,575	R	AC		79	77	85	$12,202	23,184	CRACK SEAL AND CHIP SEAL
SW 4TH ST	ACADEMY WAY	DAVIS AVE	4THST	030	1,280	37	47,360	MaC	AC		88	85	91	$19,539	23,113	CRACK SEAL AND CHIP SEAL
SE 6TH ST	LARCH AVE	HIGHLAND PARK DR	6THST	080	210	35	7,350	R	AC		77	74	83	$3,032	23,256	CRACK SEAL AND CHIP SEAL
SW ACADEMY WAY	4TH ST	WHITMAN DR	ACADEMY	010	1,324	35	46,340	MaC	AC		87	83	90	$19,119	22,344	CRACK SEAL AND CHIP SEAL
SE ASH AVE	4TH ST	WHITMAN DR	ASHAVE	010	1,320	42	55,440	MaC	AC		87	84	91	$22,873	23,550	CRACK SEAL AND CHIP SEAL
NE ASH AVE	WHITMAN DR	A ST	ASHAVE	020	617	42	25,914	MaC	AC		88	85	92	$10,691	24,353	CRACK SEAL AND CHIP SEAL
NE ASH AVE	A ST	C ST	ASHAVE	030	690	42	28,980	MaC	AC		87	84	91	$11,956	23,550	CRACK SEAL AND CHIP SEAL
NE A ST	BIRCH AVE	IVY LN	AST	030	579	38	22,002	R	AC		79	77	85	$9,077	23,182	CRACK SEAL AND CHIP SEAL
NE A ST	IVY LN	TREMONT DR	AST	040	390	38	14,820	R	AC		81	80	88	$6,114	22,194	CRACK SEAL AND CHIP SEAL

** - Treatment from Project Selection

Scenarios Criteria:

Scenarios - Sections Selected for Treatment

Interest: 5.00% Inflation: 3.00% Printed: 2/14/2023

Scenario: (4) Increase PCI 5 points (to 79)

Year: 2025

Street Name	Begin Location	End Location	Street ID	Section ID	Length	Width	Area	FC	Surface Type	Area ID	Current PCI	Treatment PCI Before	Treatment PCI After	Cost	Rating	Treatment
NE BIRCH AVE	WHITMAN DR	A ST	BIRCHAV	080	590	35	20,650	R	AC		81	80	88	$8,520	22,194	CRACK SEAL AND CHIP SEAL
BLALOCK DR	VERA PL	COLLEGE AVE	BLALOCK	010	1,136	29	32,944	R	AC		81	80	88	$13,592	22,194	CRACK SEAL AND CHIP SEAL
NE CARGILL AVE	DAMSON AVE	120 FT EAST OF DAMSON AVE	CARGILL	010	120	36	4,320	R	AC		77	74	83	$1,782	22,749	CRACK SEAL AND CHIP SEAL
S COLLEGE AVE	HWY 125	SCHOOL BUS YARD EXIT	COLLEGE	010	1,070	42	44,940	OPA	AC		88	86	93	$18,541	34,333	CRACK SEAL AND CHIP SEAL
SE DATE AVE	12TH ST	8TH ST	DATEAV	010	1,324	35	46,340	MaC	AC		86	84	91	$19,119	26,317	CRACK SEAL AND CHIP SEAL
SE DATE AVE	8TH ST	4TH ST	DATEAV	020	1,310	35	45,850	MaC	AC		86	84	91	$18,916	26,317	CRACK SEAL AND CHIP SEAL
NE DAWSON ST	CRISCOLA AVE	MYRA RD	DAWSON	030	100	35	3,500	R	AC		80	79	87	$1,444	21,761	CRACK SEAL AND CHIP SEAL
NE DECCIO RD	WHITMAN DR	C ST	DECCIO	010	810	34	27,540	R	AC		79	76	85	$11,362	22,339	CRACK SEAL AND CHIP SEAL
SW DOANS AVE	CARVER ST	WHITMAN DR	DOANS	020	995	25	24,875	MiC	AC		74	70	79	$10,263	25,943	CRACK SEAL AND CHIP SEAL
SE ELM AVE	8TH ST	6TH ST	ELMAV	010	650	35	22,750	R	AC		81	80	88	$9,386	22,196	CRACK SEAL AND CHIP SEAL
SE ELM AVE	5TH ST	150 FT S. OF 3RD ST	ELMAV	030	485	32	15,520	R	AC		74	71	80	$6,403	23,509	CRACK SEAL AND CHIP SEAL
SW GREELEY ST	90 FT W OF SW HOMESTEAD RD	SW DOANS AVE	GREELEY	020	870	34	29,580	R	AC		74	71	80	$12,204	23,506	CRACK SEAL AND CHIP SEAL
SE HICKORY CT	CEDAR BEND DR	CUL DE SAC S-E	HICKOR	010	430	26	11,180	R	AC		77	74	83	$4,613	23,250	CRACK SEAL AND CHIP SEAL
NE KINGWOOD PL	C ST	CUL DE SAC	KINGWPL	010	450	36	16,200	R	AC		79	76	85	$6,684	22,340	CRACK SEAL AND CHIP SEAL
SE LANDEN DR	MOCKINGBIRD DR	LARCH AVE	LANDEN	010	580	35	20,300	R	AC		78	76	84	$8,375	23,804	CRACK SEAL AND CHIP SEAL
SE LARCH AVE	DEAD END S.	LAMPERTI ST	LARCHAV	020	490	47	23,030	R	AC		77	74	83	$9,502	23,250	CRACK SEAL AND CHIP SEAL
NE LARCH AVE	WHITMAN DR	C ST	LARCHAV	070	1,090	36	39,240	MiA	AC		72	69	78	$16,189	39,685	CRACK SEAL AND CHIP SEAL
SE MARINE DR	SENTRY DR	SENTRY DR	MARINE	020	830	36	29,880	R	AC		79	76	85	$12,328	22,339	CRACK SEAL AND CHIP SEAL
SE MOCKINGBIRD DR	CUL DE SAC W. OF LANDEN DR	LARCH AVE	MOCKING	010	820	35	28,700	R	AC		77	74	83	$11,841	23,250	CRACK SEAL AND CHIP SEAL
SE MOUNTAIN VIEW DR	BROADWAY AVE	CENTRAL AVE	MOUNTVI	010	1,009	40	40,360	R	AC		81	80	88	$16,651	22,194	CRACK SEAL AND CHIP SEAL
NE MULBERRY CT	WHITMAN DR	CUL DE SAC N.	MULBERRY	010	390	34	13,260	R	AC		74	71	80	$5,471	23,506	CRACK SEAL AND CHIP SEAL
NE ROSE ST	DAMSON AVE	WALLULA AVE	ROSEST	020	1,560	34	53,040	OPA	AC		75	70	79	$21,883	29,313	CRACK SEAL AND CHIP SEAL
NE ROSE ST	WALLULA AVE	CITY LIMITS @ CAREY CT	ROSEST	030	810	48	38,880	OPA	AC		74	69	78	$16,041	30,897	CRACK SEAL AND CHIP SEAL

** - Treatment from Project Selection

Scenarios Criteria:

Scenarios - Sections Selected for Treatment

Interest: 5.00% Inflation: 3.00% Printed: 2/14/2023

Scenario: (4) Increase PCI 5 points (to 79)

Year: 2025

Street Name	Begin Location	End Location	Street ID	Section ID	Length	Width	Area	FC	Surface Type	Area ID	Current PCI	Treatment PCI Before	Treatment PCI After	Cost	Rating	Treatment
NE SPRUCEWOOD PL	C ST	CUL DE SAC	SPRUCEPL	010	360	36	12,960	R	AC		80	77	85	$5,347	22,027	CRACK SEAL AND CHIP SEAL
NE TREMONT DR	WHITMAN DR	A ST	TREMONT	010	762	38	28,956	R	AC		81	80	88	$11,946	22,194	CRACK SEAL AND CHIP SEAL
SE VALLEY DR	LINDA DR	CENTRAL AVE	VALLEY	010	590	28	16,520	R	AC		81	80	88	$6,816	22,194	CRACK SEAL AND CHIP SEAL
											Treatment Total			$424,973		
SW 4TH ST	BADE AVE	COLLEGE AVE	4THST	050	690	37	25,530	MaC	AC		54	47	100	$105,330	10,957	2.5" OVERLAY W/DIGOUTS
											Treatment Total			$105,330		
SW 6TH ST	BADE AVE	COLLEGE AVE	6THST	040	690	33	22,770	R	AC		52	48	100	$67,102	12,371	1.75" OVERLAY W/DIGOUTS
SE HIGHLAND PARK DR	4TH ST	170 FT N. OF DAVIN DR (N INT)	HIGHLAND	020	1,630	42	68,460	R	AC		48	44	100	$201,748	12,721	1.75" OVERLAY W/DIGOUTS
											Treatment Total			$268,850		
SE 10TH ST	COLLEGE AVE	BIRCH AVE	10THST	030	610	15	9,150	R	AC		94	89	90	$14	448,065	SEAL CRACKS
SW 4TH ST	SW HOMESTEAD AVE	DEAD END E. OF SW DOANS AVE	4THST	020	900	42	37,800	MiC	AC		92	88	89	$67	751,543	SEAL CRACKS
SW ALICIA LOOP	VIRGINIA ST	VIRGINIA ST	ALICIA	010	610	34	20,740	R	AC		94	89	90	$33	444,232	SEAL CRACKS
SW ANGELINA LOOP	VIRGINIA ST	VIRGINIA ST	ANGELI	010	670	34	22,780	R	AC		94	89	90	$36	448,978	SEAL CRACKS
S COLLEGE AVE	50 FT S. OF CEDAR BEND DR	150 FT S. OF LAMPERTI ST	COLLEGE	030	330	42	13,860	OPA	AC		94	88	89	$24	808,940	SEAL CRACKS
NE DAMSON AVE	C ST	CARGILL AVE	DAMSON	020	220	35	7,700	R	AC		94	89	90	$12	448,065	SEAL CRACKS
SW HOMESTEAD AVE	DEAD END S. OF SW JULIA ST	170 FT S OF SW 4TH ST	HOMEST	010	1,000	34	34,000	R	AC		93	89	89	$58	480,576	SEAL CRACKS
SW JULIA ST	VIRGINIA ST	HOMESTEAD AVE	JULIA	010	660	34	22,440	R	AC		94	89	90	$35	444,232	SEAL CRACKS
SW JULIA ST	HOMESTEAD AVE	DOANS AVE	JULIA	020	680	34	23,120	R	AC		94	89	90	$36	444,232	SEAL CRACKS
SE LAMPERTI ST	175 FT W. OF RED OAK AVE	MEADOWBROOK BLVD	LAMPER	020	1,320	28	36,960	MiA	AC/AC		90	88	89	$14	6,497,698	SEAL CRACKS
SE LAMPERTI ST	MEADOWBROOK BLVD	LARCH AVE	LAMPER	030	884	38	33,592	MiA	AC/AC		90	88	89	$13	6,497,698	SEAL CRACKS
SE MEADOWBROOK BLVD	HWY 125	LAMPERTI ST	MEADOWB	010	1,202	60	72,120	MiA	AC/AC		93	88	89	$28	4,399,483	SEAL CRACKS
SW VIRGINIA ST	DEAD END W. OF JULIA ST	DOANS AVE	VIRGINIA	010	2,350	34	79,900	R	AC		93	89	89	$137	480,576	SEAL CRACKS
WHISPERING CREEK	DEAD END S.	8TH ST	WHISPCR	010	450	35	15,750	R	AC		93	89	89	$27	480,274	SEAL CRACKS
											Treatment Total			$535		
**SE 12TH ST	LARCH AVE	GARRISON DR	12THST	060	2,230	45	100,350	MiA	AC		57	52	100	$0	0	RECONSTRUCT STRUCTURE (AC)

** - Treatment from Project Selection

Scenarios Criteria:

Scenarios - Sections Selected for Treatment

Interest: 5.00% Inflation: 3.00% Printed: 2/14/2023

Scenario: (4) Increase PCI 5 points (to 79)

Year: 2025

Street Name	Begin Location	End Location	Street ID	Section ID	Length	Width	Area	FC	Surface Type	Area ID	Current PCI	Treatment PCI Before	Treatment PCI After	Cost	Rating	Treatment
**SE 12TH ST	GARRISON DR	MYRA RD	12THST	070	1,700	45	76,500	MiA	AC		66	62	100	$0	0	RECONSTRUCT STRUCTURE (AC)
											Treatment Total			$0		

Year 2026 Area Total 1,753,578 Year 2026 Total $799,687

Year: 2026

Street Name	Begin Location	End Location	Street ID	Section ID	Length	Width	Area	FC	Surface Type	Area ID	Current PCI	Treatment PCI Before	Treatment PCI After	Cost	Rating	Treatment
SW 10TH ST	BADE AVE	COLLEGE AVE	10THST	020	670	26	17,420	R	AC		81	77	85	$7,403	21,579	CRACK SEAL AND CHIP SEAL
SW 1ST ST	ACADEMY WAY	DAVIS AVE	1STST	010	1,270	26	33,020	R	AC		80	78	86	$14,032	21,784	CRACK SEAL AND CHIP SEAL
SE 3RD ST	DATE AVE	ELM AVE	3RDST	040	480	39	18,720	R	AC		84	82	89	$7,955	20,894	CRACK SEAL AND CHIP SEAL
SE ADMIRAL PL	SENTRY DR	CUL DE SAC	ADMIRAL	010	140	35	4,900	R	AC		81	77	85	$2,082	21,579	CRACK SEAL AND CHIP SEAL
NE A ST	COLLEGE AVE	ASH AVE	AST	010	330	38	12,540	R	AC		82	80	87	$5,329	21,435	CRACK SEAL AND CHIP SEAL
SW BADE AVE	12TH ST	10TH ST	BADEAV	020	645	40	25,800	R	AC		84	82	89	$10,964	20,894	CRACK SEAL AND CHIP SEAL
SW BADE AVE	10TH ST	6TH ST	BADEAV	030	1,300	34	44,200	R	AC		84	82	89	$18,783	20,894	CRACK SEAL AND CHIP SEAL
SE BIRCH AVE	150 FT S. OF 10TH ST / #1010	8TH ST	BIRCHAV	020	800	35	28,000	R	AC		79	77	85	$11,899	21,641	CRACK SEAL AND CHIP SEAL
SE BRIGADE PL	SENTRY DR	CUL DE SAC	BRIGADE	010	140	35	4,900	R	AC		82	78	86	$2,082	21,225	CRACK SEAL AND CHIP SEAL
SE BROADWAY AVE	SE MOUNTAIN VIEW DR	SE 12TH ST	BROADW	030	300	28	8,400	R	AC		82	80	87	$3,570	21,435	CRACK SEAL AND CHIP SEAL
NW B ST	130 FT W. OF SCHNABELL LN	COLLEGE AVE	BST	040	670	36	24,120	R	AC		80	78	86	$10,250	21,784	CRACK SEAL AND CHIP SEAL
SE CENTRAL AVE	VALLEY DR	SCENIC VIEW DR	CENTRAL	010	612	38	23,256	R	AC		82	80	87	$9,883	21,435	CRACK SEAL AND CHIP SEAL
SE COMMODORE PL	SENTRY DR	CUL DE SAC	COMMODO	010	190	35	6,650	R	AC		80	76	84	$2,826	21,830	CRACK SEAL AND CHIP SEAL
NE C ST	COLLEGE AVE	DAMSON AVE	CST	010	1,290	34	43,860	MaC	AC/AC		88	84	91	$18,638	23,358	CRACK SEAL AND CHIP SEAL
NE C ST	DAMSON AVE	LARCH AVE	CST	020	1,435	34	48,790	MaC	AC		90	84	91	$20,733	22,196	CRACK SEAL AND CHIP SEAL
NE DANNER	C ST	DEAD END N.	DANNER	010	192	27	5,184	R	AC		82	78	86	$2,203	21,226	CRACK SEAL AND CHIP SEAL
SE DATE AVE	3RD ST	2ND ST	DATEAV	030	420	34	14,280	R	AC		84	82	89	$6,068	20,894	CRACK SEAL AND CHIP SEAL
SW DAVIS AVE	8TH ST	6TH ST	DAVISAV	010	620	36	22,320	MaC	AC		90	85	92	$9,485	23,609	CRACK SEAL AND CHIP SEAL

** - Treatment from Project Selection

Scenarios Criteria:

Scenarios - Sections Selected for Treatment

Interest: 5.00% Inflation: 3.00% Printed: 2/14/2023

Scenario: (4) Increase PCI 5 points (to 79)

Year: 2026

Street Name	Begin Location	End Location	Street ID	Section ID	Length	Width	Area	FC	Surface Type	Area ID	Current PCI	Treatment PCI Before	Treatment PCI After	Cost	Rating	Treatment
NW EARL LN	EVANS AVE	WHITMAN DR	EARLLN	010	1,029	36	37,044	R	AC		82	78	86	$15,742	21,224	CRACK SEAL AND CHIP SEAL
SE EDGEMONT PL	12TH ST	STANFORD PL	EDGEMO	010	254	40	10,160	R	AC		84	82	89	$4,317	20,894	CRACK SEAL AND CHIP SEAL
SE GARRISON DR	12TH ST	SENTRY DR	GARRISON	010	300	35	10,500	R	AC		81	77	85	$4,462	21,579	CRACK SEAL AND CHIP SEAL
SE GARRISON VILLAGE WAY	ROUNDABOUT	MYRA RD	GARRVILL	020	400	30	12,000	R	AC		80	76	84	$5,099	21,828	CRACK SEAL AND CHIP SEAL
NE LAMBERT AVE	C ST	SPITZENBURG ST	LAMBERT	010	590	18	10,620	MaC	AC		79	74	83	$4,513	25,110	CRACK SEAL AND CHIP SEAL
NE LAMBERT AVE	SPITZENBURG ST	ROSE ST	LAMBERT	020	550	18	9,900	MaC	AC		75	70	79	$4,207	23,768	CRACK SEAL AND CHIP SEAL
SE LAMPERTI ST	COLLEGE AVE	175 FT W. OF RED OAK AVE	LAMPER	010	410	40	16,400	MiA	AC/AC		83	78	86	$6,969	29,518	CRACK SEAL AND CHIP SEAL
SE LAMPERTI ST	175 FT W. OF RED OAK AVE	MEADOWBROOK BLVD	LAMPER	020	1,320	28	36,960	MiA	AC/AC		90	88	94	$15,706	33,563	CRACK SEAL AND CHIP SEAL
SE LAMPERTI ST	MEADOWBROOK BLVD	LARCH AVE	LAMPER	030	884	38	33,592	MiA	AC/AC		90	88	94	$14,275	33,563	CRACK SEAL AND CHIP SEAL
NW PONTI MORO CT	SPAGNUOLO LP	CUL DE SAC	PONTI	010	150	36	5,400	R	AC		83	79	87	$2,295	20,809	CRACK SEAL AND CHIP SEAL
SE SCENIC VIEW DR	BROADWAY AVE	CENTRAL AVE	SCENICV	010	1,010	40	40,400	R	AC		82	80	87	$17,168	21,435	CRACK SEAL AND CHIP SEAL
SE SENTRY DR	LARCH AVE	MARINE DR (WEST INT)	SENTRYDR	010	140	35	4,900	R	AC		81	77	85	$2,082	21,579	CRACK SEAL AND CHIP SEAL
SE SENTRY DR	MARINE DR (WEST INT)	BRIGADE PL	SENTRYDR	020	1,291	36	46,476	R	AC		81	77	85	$19,750	21,579	CRACK SEAL AND CHIP SEAL
SE SENTRY DR	GARRISON DR	CUL DE SAC E.	SENTRYDR	040	550	36	19,800	R	AC		80	76	84	$8,414	21,830	CRACK SEAL AND CHIP SEAL
NW SPAGNUOLO LOOP	B ST	B ST	SPAGNU	010	890	36	32,040	R	AC		81	77	85	$13,615	21,581	CRACK SEAL AND CHIP SEAL
SE STANFORD PL	DATE AVE	CUL DE SAC EAST	STANFORD	010	600	40	24,000	R	AC		80	78	86	$10,199	21,787	CRACK SEAL AND CHIP SEAL
SE VALLEY DR	CENTRAL AVE	CUL DE SAC NORTH EAST	VALLEY	020	650	24	15,600	R	AC		80	78	86	$6,629	21,784	CRACK SEAL AND CHIP SEAL
											Treatment Total			$319,627		
**NE CEDAR AVE	A ST	C ST	CEDARAV	020	712	39	27,768	R	AC		20	10	100	$0	0	2" OVERLAY
											Treatment Total			$0		
NW EVANS AVE	B ST	CITY LIMITS NORTH (#336)	EVANSAV	050	760	19	14,440	R	AC		55	49	100	$43,830	11,909	1.75" OVERLAY W/DIGOUTS
NE MAPLE AVE	DEAD END S. OF MAKIAH CT	C ST	MAPLEAV	030	640	39	24,960	R	AC		54	48	100	$75,762	11,921	1.75" OVERLAY W/DIGOUTS
											Treatment Total			$119,593		
SE 12TH ST	COLLEGE AVE	BROADWAY AVE	12THST	030	341	45	15,345	MiA	AC		61	87	88	$16	2,039,045	SEAL CRACKS

** - Treatment from Project Selection

Scenarios Criteria:

Scenarios - Sections Selected for Treatment

Interest: 5.00% Inflation: 3.00% Printed: 2/14/2023

Scenario: (4) Increase PCI 5 points (to 79)

Year: 2026

Street Name	Begin Location	End Location	Street ID	Section ID	Length	Width	Area	FC	Surface Type	Area ID	Current PCI	Treatment PCI Before	Treatment PCI After	Cost	Rating	Treatment
SE 12TH ST	BROADWAY AVE	CENTRAL AVE	12THST	040	1,010	45	45,450	MiA	AC		55	87	88	$46	2,039,045	SEAL CRACKS
SE 12TH ST	CENTRAL AVE	LARCH AVE	12THST	050	1,250	45	56,250	MiA	AC		55	87	88	$57	2,039,045	SEAL CRACKS
SE BROADWAY AVE	SUNNY DR	SE SCENIC VIEW DR	BROADW	010	290	24	6,960	R	AC/AC		94	88	89	$3	2,272,211	SEAL CRACKS
SE CLOVER CT	HARVEST DR	CUL DE SAC	CLOVER	010	150	36	5,400	R	AC		84	80	82	$19	602,905	SEAL CRACKS
S COLLEGE AVE	SCHOOL BUS YARD ENTRANCE	50 FT S. OF CEDAR BEND DR	COLLEGE	020	1,220	42	51,240	OPA	AC		94	89	90	$84	1,098,786	SEAL CRACKS
S COLLEGE AVE	150 FT S. OF LAMPERTI ST	LAMPERTI ST	COLLEGE	040	150	48	7,200	OPA	AC		68	72	75	$35	971,828	SEAL CRACKS
S COLLEGE AVE	LAMPERTI ST	12TH ST	COLLEGE	050	1,301	48	62,448	OPA	AC		79	81	82	$206	956,547	SEAL CRACKS
S COLLEGE AVE	12TH ST	10TH ST	COLLEGE	060	640	48	30,720	OPA	AC		81	83	85	$87	1,050,123	SEAL CRACKS
S COLLEGE AVE	10TH ST	6TH ST	COLLEGE	070	1,310	38	49,780	OPA	AC		80	82	83	$152	1,002,061	SEAL CRACKS
S COLLEGE AVE	6TH ST	WHITMAN DR	COLLEGE	080	2,000	34	68,000	OPA	AC		80	82	83	$208	1,002,061	SEAL CRACKS
N COLLEGE AVE	WHITMAN DR	ROSE ST	COLLEGE	090	1,719	37	63,603	OPA	AC		83	85	87	$151	1,125,027	SEAL CRACKS
N COLLEGE AVE	ROSE ST	CITY LIMITS (30 FT N. OF BLALO	COLLEGE	100	280	44	12,320	MiA	AC		75	76	78	$52	787,143	SEAL CRACKS
SE COLONIAL DR	TAUMARSON RD	CONSTITUTION DR	COLONIA	010	1,090	40	43,600	R	AC		89	84	86	$113	583,437	SEAL CRACKS
SE CONSTITUTION DR	INDEPENDENCE DR	JUSTICE AVE	CONSTIT	010	820	40	32,800	R	AC		89	84	86	$85	583,437	SEAL CRACKS
SW DAVIS AVE	4TH ST	1ST ST (SOUTH INT)	DAVISAV	030	988	43	42,484	MaC	AC/AC		82	86	87	$58	1,634,094	SEAL CRACKS
SW DAVIS AVE	1ST ST (SOUTH INT)	WHITMAN DR	DAVISAV	040	320	32	10,240	MaC	AC/AC		85	88	89	$4	4,535,308	SEAL CRACKS
NW EVANS AVE	WHITMAN DR	105 FT S. OF EARL LN	EVANSAV	030	555	28	15,540	R	AC		94	88	89	$30	509,471	SEAL CRACKS
SE FREEDOM PL	TAUMARSON RD	CUL DE SAC	FREEDO	010	490	40	19,600	R	AC		89	84	86	$51	583,437	SEAL CRACKS
SE GRASSLAND CT	LARCH AVE	CUL DE SAC	GRASSL	010	190	36	6,840	R	AC		80	76	78	$29	578,701	SEAL CRACKS
SE HARVEST DR	CUL DE SAC S.	LARCH AVE (WEST INT)	HARVEST	010	160	36	5,760	R	AC		84	80	82	$20	602,905	SEAL CRACKS
SE HARVEST DR	LARCH AVE (WEST INT)	LARCH AVE (EAST INT)	HARVEST	020	1,290	36	46,440	R	AC		84	80	82	$162	602,905	SEAL CRACKS
SE HARVEST DR	LARCH AVE (EAST INT)	SUNFLOWER CT	HARVEST	030	230	36	8,280	R	AC		84	80	82	$29	602,905	SEAL CRACKS
SE INDEPENDENCE DR	COLONIAL DR	CUL DE SAC N. OF LIBERTY WAY	INDEPEN	010	1,170	35	40,950	R	AC		89	84	86	$106	583,437	SEAL CRACKS
SE JUSTICE AVE	TAUMARSON RD	LIBERTY WAY	JUSTICE	010	630	34	21,420	R	AC		89	84	86	$55	583,437	SEAL CRACKS
SE LARCH AVE	TAUMARSON RD	HARVEST DR INT EAST	LARCHAV	010	950	35	33,250	R	AC		84	80	82	$116	602,905	SEAL CRACKS
SE LARCH AVE	LAMPERTI ST	12TH ST	LARCHAV	030	1,270	47	59,690	MiA	AC/AC		85	88	89	$15	11,708,874	SEAL CRACKS
SE LIBERTY WAY	INDEPENDENCE DR	JUSTICE AVE	LIBERTY	010	370	35	12,950	R	AC		89	84	86	$33	583,437	SEAL CRACKS

** - Treatment from Project Selection

Scenarios Criteria:

Scenarios - Sections Selected for Treatment

Interest: 5.00% Inflation: 3.00% Printed: 2/14/2023

Scenario: (4) Increase PCI 5 points (to 79)

Year: 2026

Street Name	Begin Location	End Location	Street ID	Section ID	Length	Width	Area	FC	Surface Type	Area ID	Current PCI	Treatment PCI Before	Treatment PCI After	Cost	Rating	Treatment
SE MARKET ST	TAUMARSON RD	HARVEST DR	MARKET	010	210	36	7,560	R	AC		83	79	81	$28	598,398	SEAL CRACKS
MOJONNIER RD	BLUVUE LN	CHRISTENSEN LN	MOJON	010	1,370	23	31,510	MiA	AC		75	87	88	$67	842,617	SEAL CRACKS
MOJONNIER RD	CHRISTENSEN LN	320 FT W. OF COLLEGE AVE	MOJON	020	1,680	23	38,640	MiA	AC		75	87	88	$82	842,617	SEAL CRACKS
MOJONNIER RD	320 FT W. OF COLLEGE AVE	COLLEGE AVE	MOJON	030	320	48	15,360	MiA	AC		77	87	88	$33	842,617	SEAL CRACKS
NE MYRA RD	ROSE ST	CITY LIMITS 260 FT N. OF DAWSO	MYRARD	010	1,140	54	61,560	MiA	AC		76	80	82	$216	1,122,650	SEAL CRACKS
OWENS RD	600 FT N. OF MOJONNIER RD (CIT	1170 FT N. OF MOJONNIER RD (CI	OWENS	020	570	22	12,540	R	AC		94	88	88	$24	509,649	SEAL CRACKS
NE ROSE ST	COLLEGE AVE	DAMSON AVE	ROSEST	010	1,320	34	44,880	OPA	AC		75	76	78	$191	787,143	SEAL CRACKS
SE SCENIC VIEW DR	125 FT E. OF FALBO DR	COMMERCIAL DR	SCENICV	050	423	27	11,421	MaC	AC		81	84	85	$30	878,134	SEAL CRACKS
SE SUNFLOWER CT	CUL DE SAC W. OF HARVEST DR	CUL DE SAC E. OF HARVEST DR	SUNFLO	010	260	35	9,100	R	AC		84	80	82	$32	602,905	SEAL CRACKS
TAUMARSON RD	HWY 125	BLISS LN	TAUMAR	010	740	41	30,340	MiA	AC		69	72	75	$152	818,007	SEAL CRACKS
TAUMARSON RD	150 FT W. OF SEDGWICK CT	SE JUSTICE AVE	TAUMAR	040	820	35	28,700	MiA	AC		74	78	80	$112	1,082,154	SEAL CRACKS
WALLULA AVE	ROSE ST	CITY LIMITS	WALLULA	010	110	38	4,180	MiA	AC		47	87	88	$4	2,039,045	SEAL CRACKS
E WHITMAN DR	COLLEGE AVE	ASH AVE	WHITMAN	060	350	38	13,300	MiA	AC		80	83	84	$38	1,113,199	SEAL CRACKS
E WHITMAN DR	ASH AVE	BIRCH AVE	WHITMAN	070	343	37	12,691	MiA	AC		80	83	84	$36	1,113,199	SEAL CRACKS
E WHITMAN DR	BIRCH AVE	440 FT E. OF BIRCH AVE	WHITMAN	080	440	37	16,280	MiA	AC		63	87	88	$16	2,039,045	SEAL CRACKS
E WHITMAN DR	440 FT E. OF BIRCH AVE	140 FT E. OF TREMONT DR	WHITMAN	090	580	37	21,460	MiA	AC		84	86	87	$48	1,129,646	SEAL CRACKS
E WHITMAN DR	LARCH AVE	DECCIO RD	WHITMAN	110	1,105	37	40,885	MiA	AC		77	82	83	$126	1,392,955	SEAL CRACKS
E WHITMAN DR	DECCIO RD	MYRA RD	WHITMAN	120	1,180	40	47,200	MiA	AC		74	79	81	$176	1,220,681	SEAL CRACKS
											Treatment Total			$3,433		
SE 10TH ST	BIRCH AVE	DATE AVE	10THST	040	650	32	20,800	R	AC		12	1	100	$277,795	2,829	RECONSTRUCT STRUCTURE (AC)
SW 8TH ST	DEAD END W. OF DAVIS AVE	DAVIS AVE	8THST	010	245	18	4,410	R	AC		18	7	100	$58,898	2,829	RECONSTRUCT STRUCTURE (AC)
**SE DEWEY DR	LARCH AVE	12TH ST	DEWEY	010	760	47	35,720	R	AC		34	26	100	$0	0	RECONSTRUCT STRUCTURE (AC)
SE MALLARD LN	DEAD END S.	MOCKINGBIRD DR	MALLARD	010	151	10	1,510	R	AC		31	22	100	$20,167	2,829	RECONSTRUCT STRUCTURE (AC)
											Treatment Total			$356,860		
							Year 2026 Area Total		2,203,927		Year 2026 Total			$799,513		

** - Treatment from Project Selection

Scenarios Criteria:

Scenarios - Sections Selected for Treatment

Interest: 5.00% Inflation: 3.00% Printed: 2/14/2023

Scenario: (4) Increase PCI 5 points (to 79)

Year: 2027

Street Name	Begin Location	End Location	Street ID	Section ID	Length	Width	Area	FC	Surface Type	Area ID	Current PCI	Treatment PCI Before	Treatment PCI After	Cost	Rating	Treatment
SW 10TH ST	DEAD END W. OF BADE AVE	BADE AVE	10THST	010	420	23	9,660	R	AC		86	80	88	$4,228	19,529	CRACK SEAL AND CHIP SEAL
SW 11TH ST	DEAD END W. OF BADE AVE	BADE AVE	11THST	010	327	40	13,080	R	AC		85	81	88	$5,725	20,195	CRACK SEAL AND CHIP SEAL
SW 13TH ST	BADE AVE	COLLEGE AVE	13THST	010	670	32	21,440	R	AC		86	82	89	$9,384	20,661	CRACK SEAL AND CHIP SEAL
SE 3RD ST	COLLEGE AVE	ASH AVE	3RDST	020	350	39	13,650	R	AC		83	79	87	$5,975	20,655	CRACK SEAL AND CHIP SEAL
SE 3RD ST	ASH AVE	DATE AVE	3RDST	030	903	39	35,217	R	AC		83	79	87	$15,414	20,655	CRACK SEAL AND CHIP SEAL
SW 4TH ST	SW HOMESTEAD AVE	DEAD END E. OF SW DOANS AVE	4THST	020	900	42	37,800	MiC	AC		92	85	92	$16,545	22,798	CRACK SEAL AND CHIP SEAL
SE 5TH ST	DATE AVE	ELM AVE	5THST	020	485	36	17,460	R	AC		86	82	89	$7,642	20,661	CRACK SEAL AND CHIP SEAL
SE 5TH ST	ELM AVE	DEAD END EAST	5THST	030	351	36	12,636	R	AC		85	81	88	$5,531	20,195	CRACK SEAL AND CHIP SEAL
SW 6TH ST	GRANDVIEW AVE	EVANS AVE	6THST	010	986	21	20,706	R	AC		86	82	89	$9,063	20,661	CRACK SEAL AND CHIP SEAL
SW 7TH ST	EVANS AVE	DEAD END EAST	7THST	010	273	28	7,644	R	AC		83	79	87	$3,346	20,655	CRACK SEAL AND CHIP SEAL
SE 8TH ST	LARCH AVE	CUL DE SAC E.	8THST	060	620	34	21,080	R	AC		84	78	86	$9,227	20,458	CRACK SEAL AND CHIP SEAL
SW 9TH ST	BADE AVE	COLLEGE AVE	9THST	010	670	35	23,450	R	AC		83	79	87	$10,264	20,655	CRACK SEAL AND CHIP SEAL
NE A ST	ASH AVE	BIRCH AVE	AST	020	320	38	12,160	R	AC		83	79	87	$5,322	20,653	CRACK SEAL AND CHIP SEAL
SW BADE AVE	6TH ST	4TH ST	BADEAV	040	671	38	25,498	R	AC		85	81	88	$11,160	20,195	CRACK SEAL AND CHIP SEAL
SE BIRCH AVE	8TH ST	6TH ST	BIRCHAV	030	660	35	23,100	R	AC		83	79	87	$10,111	20,653	CRACK SEAL AND CHIP SEAL
SE BIRCH AVE	CUL DE SAC S. OF WHITMAN DR	WHITMAN DR	BIRCHAV	070	240	35	8,400	R	AC		83	79	87	$3,677	20,653	CRACK SEAL AND CHIP SEAL
NE BIRCH AVE	A ST	C ST	BIRCHAV	090	710	39	27,690	R	AC		84	80	88	$12,120	21,163	CRACK SEAL AND CHIP SEAL
SE BLISS LN	TAUMARSON RD	CUL DE SAC EAST	BLISSLN	010	630	36	22,680	R	AC		89	83	90	$9,927	17,702	CRACK SEAL AND CHIP SEAL
SE BROADWAY AVE	12TH ST	DEAD END NORTH	BROADW	040	575	33	18,975	R	AC		84	80	88	$8,305	21,163	CRACK SEAL AND CHIP SEAL
NW B ST	EVANS AVE	RUBY LN	BST	010	343	35	12,005	R	AC		85	81	88	$5,255	20,193	CRACK SEAL AND CHIP SEAL
NW B ST	RUBY LN	100 FT E. OF LAURELLA LN	BST	020	300	32	9,600	R	AC		84	80	88	$4,202	21,163	CRACK SEAL AND CHIP SEAL
NW B ST	100 FT E. OF LAURELLA LN	130 FT W. OF SCHNABELL LN	BST	030	350	29	10,150	R	AC		86	82	89	$4,443	20,660	CRACK SEAL AND CHIP SEAL
NE DANNER (SPUR)	NE DANNER	DEAD END EAST	DANNER	020	100	29	2,900	R	AC		83	79	87	$1,269	20,651	CRACK SEAL AND CHIP SEAL

** - Treatment from Project Selection

Scenarios Criteria:

Scenarios - Sections Selected for Treatment

Interest: 5.00% Inflation: 3.00% Printed: 2/14/2023

Scenario: (4) Increase PCI 5 points (to 79)

Year: 2027

Street Name	Begin Location	End Location	Street ID	Section ID	Length	Width	Area	FC	Surface Type	Area ID	Current PCI	Treatment PCI Before	Treatment PCI After	Cost	Rating	Treatment
SW DOANS AVE	DEAD END S. OF JULIA ST	CARVER ST	DOANS	010	1,640	34	55,760	MiC	AC		95	87	93	$24,406	22,221	CRACK SEAL AND CHIP SEAL
SE ENSIGN PL	SENTRY DR	CUL DE SAC	ENSIGN	010	230	35	8,050	R	AC		83	77	85	$3,523	20,813	CRACK SEAL AND CHIP SEAL
SW EVANS AVE	DEAD END S. OF 7TH ST	6TH ST	EVANSAV	010	598	35	20,930	R	AC		86	82	89	$9,161	20,661	CRACK SEAL AND CHIP SEAL
SW EVANS AVE	1ST ST	WHITMAN DR	EVANSAV	020	315	36	11,340	R	AC		83	79	87	$4,963	20,655	CRACK SEAL AND CHIP SEAL
SW GREELEY ST	4TH ST	90 FT W OF SW HOMESTEAD RD	GREELEY	010	810	34	27,540	R	AC		88	82	89	$12,054	18,364	CRACK SEAL AND CHIP SEAL
NE IVY LN	WHITMAN DR	A ST	IVYLN	010	650	40	26,000	R	AC		86	82	89	$11,380	20,661	CRACK SEAL AND CHIP SEAL
SE LINDA DR	VALLEY DR	SUNNY DR	LINDADR	010	270	38	10,260	R	AC		84	80	88	$4,491	21,163	CRACK SEAL AND CHIP SEAL
SE MARINE DR	12TH ST	MARINE DR (MAIN PORTION)	MARINE	010	140	35	4,900	R	AC		83	77	85	$2,145	20,813	CRACK SEAL AND CHIP SEAL
SE MEADOWBROOK BLVD	HWY 125	LAMPERTI ST	MEADOWB	010	1,202	60	72,120	MiA	AC/AC		93	85	92	$31,567	27,055	CRACK SEAL AND CHIP SEAL
OWENS RD	1170 FT N. OF MOJONNIER RD (CI	WASTEWATER TREATMENT	OWENS	010	920	22	20,240	R	AC		86	82	89	$8,859	20,658	CRACK SEAL AND CHIP SEAL
SW PUFF LN	10TH ST	CUL DE SAC SOUTH	PUFFLN	010	350	40	14,000	R	AC		84	80	88	$6,128	21,165	CRACK SEAL AND CHIP SEAL
NE REDWOOD PL	C ST	CUL DE SAC	REDWPL	010	300	36	10,800	R	AC		84	78	86	$4,727	20,462	CRACK SEAL AND CHIP SEAL
SE SENTRY DR	BRIGADE PL	GARRISON DR	SENTRYDR	030	928	36	33,408	R	AC		83	77	85	$14,623	20,813	CRACK SEAL AND CHIP SEAL
SW SETTLEMENT	HOMESTEAD RD	DOANS AVE	SETTLEM	010	680	34	23,120	R	AC		90	83	90	$10,120	17,026	CRACK SEAL AND CHIP SEAL
SUNCREST TER	CITY LIMITS WEST / HOUSE #841	GRANDVIEW AVE	SUNCRE	010	570	20	11,400	R	AC		83	79	87	$4,990	20,655	CRACK SEAL AND CHIP SEAL
SE SUNNY DR	COLLEGE AVE	CENTRAL AVE	SUNNYDR	010	1,350	39	52,650	R	AC		84	80	88	$23,045	21,163	CRACK SEAL AND CHIP SEAL
SE VALLEY VIEW TER	VALLEY DR	SCENIC VIEW DR	VALLVI	010	590	15	8,850	R	AC		86	82	89	$3,874	20,660	CRACK SEAL AND CHIP SEAL
											Treatment Total			$358,190		
SW 6TH ST	SW DAVIS AVE (WEST INT)	BADE AVE	6THST	030	703	33	23,199	R	AC		56	48	100	$72,530	11,673	1.75" OVERLAY W/DIGOUTS
NE ALDEN ST	OMAK AVE	CRISCOLA AVE	ALDEN	030	380	35	13,300	R	AC		57	49	100	$41,581	11,562	1.75" OVERLAY W/DIGOUTS
NE CRISCOLA AVE	ALDEN ST	BELROY ST	CRISCOLA	010	220	35	7,700	R	AC		57	49	100	$24,073	11,562	1.75" OVERLAY W/DIGOUTS
SE ELM AVE	150 FT S. OF 3RD ST	3RD ST	ELMAV	040	150	35	5,250	R	AC		57	49	100	$16,414	11,560	1.75" OVERLAY W/DIGOUTS
SE HIGHLAND PARK DR	SE DAVIN DR (SOUTH INT)	SE HIGHLAND PARK DR	HIGHLAND	040	320	42	13,440	R	AC		56	48	100	$42,019	11,673	1.75" OVERLAY W/DIGOUTS

** - Treatment from Project Selection

Scenarios Criteria:

Scenarios - Sections Selected for Treatment

Interest: 5.00% Inflation: 3.00% Printed: 2/14/2023

Scenario: (4) Increase PCI 5 points (to 79)

Treatment Total $196,617

SE 2ND ST	ASH AVE	DATE AVE	2NDST	020	780	40	31,200	R	AC	88	83	84	$94	580,039	SEAL CRACKS
SW 4TH ST	DEAD END W. OF GREELEY ST	SW HOMESTEAD AVE	4THST	010	360	41	14,760	MiC	AC	87	86	87	$33	764,324	SEAL CRACKS
SW 4TH ST	DAVIS AVE	BADE AVE	4THST	040	700	37	25,900	MaC	AC	83	82	84	$81	682,230	SEAL CRACKS
SE 4TH ST	COLLEGE AVE	DATE AVE	4THST	060	1,290	37	47,730	MaC	AC	82	82	83	$154	689,970	SEAL CRACKS
SE 4TH ST	DATE AVE	LARCH AVE	4THST	070	1,322	37	48,914	MaC	AC	83	82	84	$154	682,230	SEAL CRACKS
SW 5TH ST	BADE AVE	DEAD END EAST	5THST	010	460	28	12,880	R	AC	40	87	88	$10	1,399,157	SEAL CRACKS
SE 5TH ST	HILLCREST DR	LARCH AVE	5THST	040	310	34	10,540	R	AC	41	87	88	$8	1,399,157	SEAL CRACKS
SE 6TH ST	COLLEGE AVE	DATE AVE	6THST	050	1,290	33	42,570	R	AC	42	87	88	$33	1,399,157	SEAL CRACKS
SE 8TH ST	BADE AVE	BIRCH AVE	8THST	020	1,300	35	45,500	MiC	AC	84	83	85	$129	726,416	SEAL CRACKS
SE 8TH ST	BIRCH AVE	ELM AVE	8THST	030	980	35	34,300	MiC	AC	83	82	84	$108	682,115	SEAL CRACKS
SE 8TH ST	ELM AVE	315 FT. WEST OF LARCH AVE	8THST	040	675	27	18,225	MiC	AC	80	80	81	$66	666,034	SEAL CRACKS
SW BADE AVE	13TH ST	12TH ST	BADEAV	010	320	37	11,840	R	AC	88	84	85	$32	666,541	SEAL CRACKS
SE CENTRAL AVE	SCENIC VIEW DR	12TH ST	CENTRAL	020	580	42	24,360	R	AC	68	72	74	$127	538,568	SEAL CRACKS
SE COMMERCIAL DR	HWY 125	SCENIC VIEW DR	COMMERC	010	330	43	14,190	MaC	AC	79	80	81	$52	719,767	SEAL CRACKS
NE CRISCOLA AVE	DAWSON ST	EMPIRE ST	CRISCOLA	030	225	35	7,875	R	AC	41	87	88	$6	1,399,157	SEAL CRACKS
NE C ST	LARCH AVE	DECCIO RD	CST	030	920	36	33,120	MiA	AC	71	73	76	$163	956,614	SEAL CRACKS
NE C ST	DECCIO RD	MYRA RD	CST	040	780	36	28,080	MiA	AC	71	73	76	$138	956,614	SEAL CRACKS
NE DAMSON AVE	CARGILL AVE	ROSE ST	DAMSON	030	521	32	16,672	R	AC	42	87	88	$13	1,399,157	SEAL CRACKS
NE FERNWOOD PL	C ST	CUL DE SAC	FERNWPL	010	450	36	16,200	R	AC	78	82	84	$50	910,036	SEAL CRACKS
SE GARRISON VILLAGE WAY	BEGIN ROUNDABOUT	END ROUNDABOUT	GARRVILL	010	640	19	12,160	R	AC	74	78	80	$48	806,416	SEAL CRACKS
SE HILLCREST DR	DEAD END S. OF 5TH ST	SE 4TH ST	HILLCR	010	440	33	14,520	R	AC	43	87	88	$11	1,399,157	SEAL CRACKS
SE LARCH AVE	4TH ST	WHITMAN DR	LARCHAV	060	1,530	36	55,080	MiA	AC	71	73	76	$270	956,614	SEAL CRACKS
SE MAPLE AVE	S. OF #107 / SE TAMARACK ST	N. OF HOUSE # 101	MAPLEAV	010	220	26	5,720	R	AC	69	72	75	$29	540,452	SEAL CRACKS
SE MAPLE AVE	N. OF HOUSE # 101	WHITMAN DR	MAPLEAV	020	500	26	13,000	R	AC	82	85	87	$32	863,298	SEAL CRACKS
SE NEWGATE DR	SCENIC VIEW DR	12TH ST	NEWGAT	020	1,046	36	37,656	R	AC	77	81	83	$125	854,148	SEAL CRACKS
SE RAVEN LN	SE MOCKINGBIRD DR	CUL DE SAC	RAVEN	010	148	28	4,144	R	AC	40	87	88	$3	1,399,157	SEAL CRACKS
SE SCENIC VIEW DR	CENTRAL AVE	LARCH AVE	SCENICV	020	1,269	40	50,760	R	AC	82	78	80	$205	573,604	SEAL CRACKS
SE SCENIC VIEW DR	LARCH AVE	HOUSE #1051	SCENICV	030	1,170	40	46,800	MaC	AC	83	82	84	$147	682,230	SEAL CRACKS
SE SCENIC VIEW DR	HOUSE #1051	125 FT E. OF FALBO DR	SCENICV	040	680	26	17,680	MaC	AC	69	87	88	$19	1,372,055	SEAL CRACKS
TAUMARSON RD	BLISS LN	FREEDOM PL	TAUMAR	020	1,890	35	66,150	MiA	AC	87	84	86	$174	871,476	SEAL CRACKS
TAUMARSON RD	FREEDOM PL	150 FT W. OF SEDGWICK CT	TAUMAR	030	650	35	22,750	MiA	AC	87	84	86	$60	871,476	SEAL CRACKS
SE VISTA PL	12TH ST	CUL DE SAC EAST	VISTAPL	010	390	27	10,530	R	AC	41	87	88	$8	1,399,157	SEAL CRACKS
W WHITMAN DR	ACADEMY WAY	DAVIS AVE	WHITMAN	030	1,286	36	46,296	MaC	AC	79	79	81	$174	675,544	SEAL CRACKS

** - Treatment from Project Selection

Scenarios Criteria:

Scenarios - Sections Selected for Treatment

Interest: 5.00% Inflation: 3.00% Printed: 2/14/2023

Scenario: (4) Increase PCI 5 points (to 79)

Year: 2027

Street Name	Begin Location	End Location	Street ID	Section ID	Length	Width	Area	FC	Surface Type	Area ID	Current PCI	Treatment PCI Before	Treatment PCI After	Cost	Rating	Treatment
W WHITMAN DR	DAVIS AVE	W ADAMS AVE	WHITMAN	040	1,020	37	37,740	MaC	AC		79	79	81	$142	675,544	SEAL CRACKS
W WHITMAN DR	W ADAMS AVE	COLLEGE AVE	WHITMAN	050	300	40	12,000	MaC	AC		80	80	81	$44	665,714	SEAL CRACKS
E WHITMAN DR	140 E. OF TREMONT DR	LARCH AVE	WHITMAN	100	930	37	34,410	MiA	AC		71	73	76	$169	957,372	SEAL CRACKS
											Treatment Total			$3,111		
SW 6TH ST	EVANS AVE	SW DAVIS AVE (WEST INT)	6THST	020	390	45	17,550	R	AC		32	20	100	$241,422	2,747	RECONSTRUCT STRUCTURE (AC)
**SE SKY AVE	SCENIC VIEW DR	12TH ST	SKYAVE	010	607	38	23,066	R	AC/AC		95	87	100	$0	0	RECONSTRUCT STRUCTURE (AC)
**W WHITMAN DR	CITY LIMITS @ MARTIN FIELD LN	DOANS AVE	WHITMAN	010	1,175	29	34,075	MaC	AC		64	51	100	$0	0	RECONSTRUCT STRUCTURE (AC)
**W WHITMAN DR	DOANS AVE	ACADEMY WAY	WHITMAN	020	1,471	29	42,659	MaC	AC		64	52	100	$0	0	RECONSTRUCT STRUCTURE (AC)
											Treatment Total			$241,422		

Year 2027 Area Total 1,970,840 Year 2027 Total $799,339

Grand Total Section Area: 10,174,763 Grand Total $3,996,907

** - Treatment from Project Selection

Scenarios Criteria:

Appendix G

Maps

Map – Current PCI
Scenario Maps – PCI Condition after Treatments (all Scenarios)
Scenario Maps – Section Selected for Treatment (all Scenarios)

City of College Place, WA

Current PCI Condition

Printed: 2/14/2023

Feature Legend

- Category I - Very Good
- Category II - Good (Non-Load)
- Category III - Good (Load)
- Category IV - Poor
- Category V - Very Poor

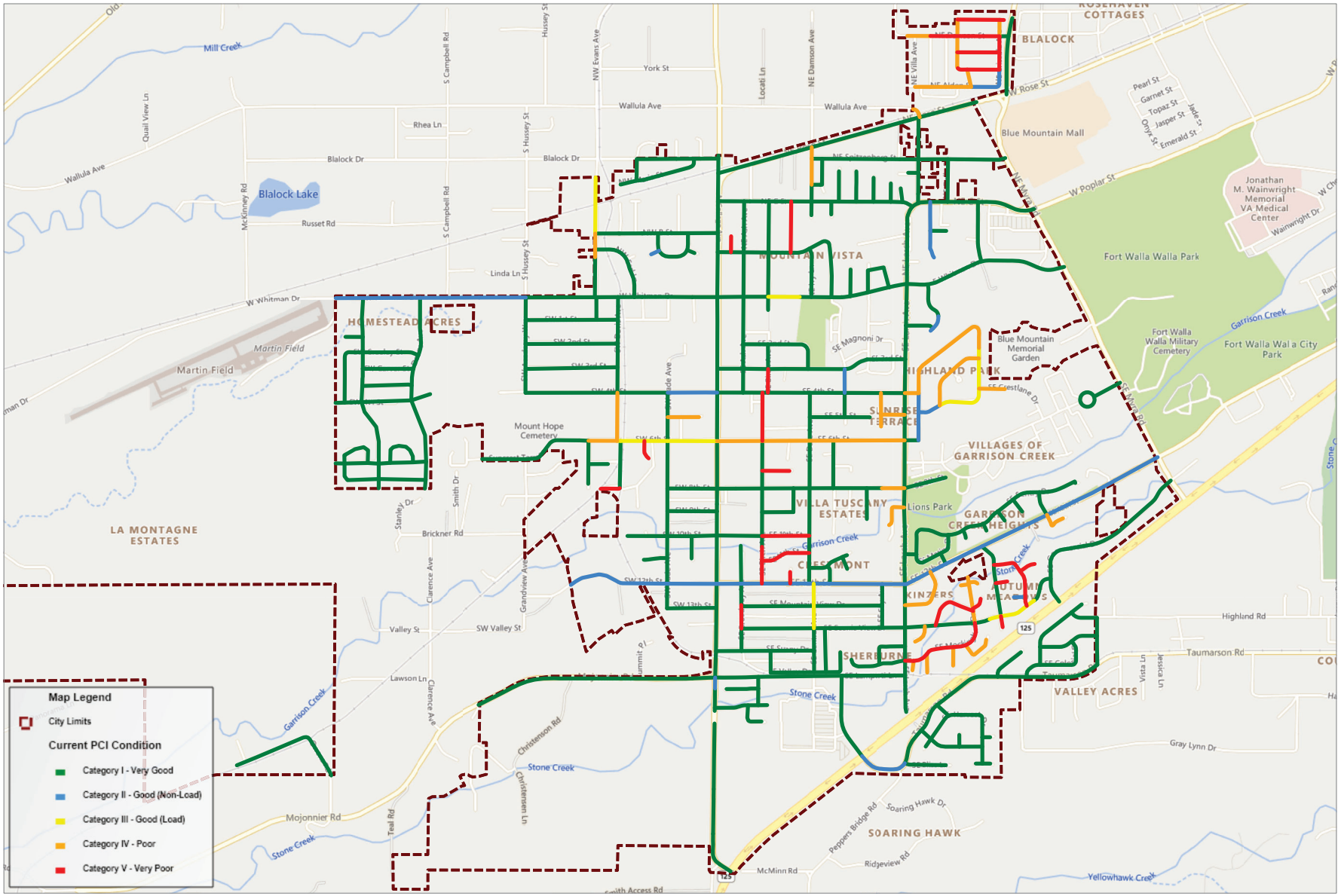

City of College Place, WA

Scenario PCI Condition

(1) Unconstrained Needs - 2027 Project Period - Printed: 2/14/2023

Feature Legend

- Category I - Very Good
- Category II - Good (Non-Load)
- Category III - Good (Load)
- Category IV - Poor

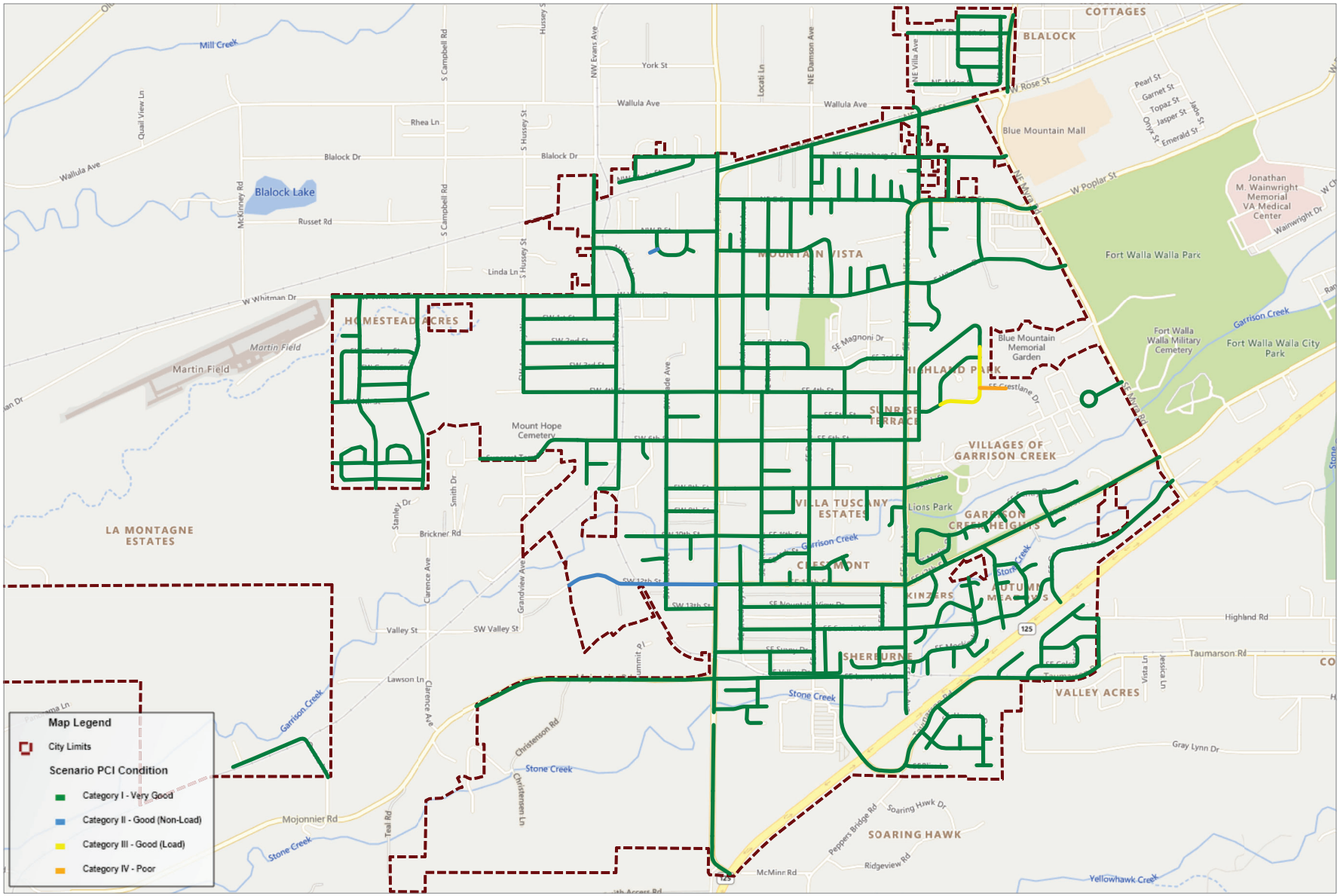

City of College Place, WA

Scenario PCI Condition

(2) Current Funding ($100k per year) - 2027 Project Period - Printed: 2/14/2023

Feature Legend

- Category I - Very Good
- Category II - Good (Non-Load)
- Category III - Good (Load)
- Category IV - Poor
- Category V - Very Poor

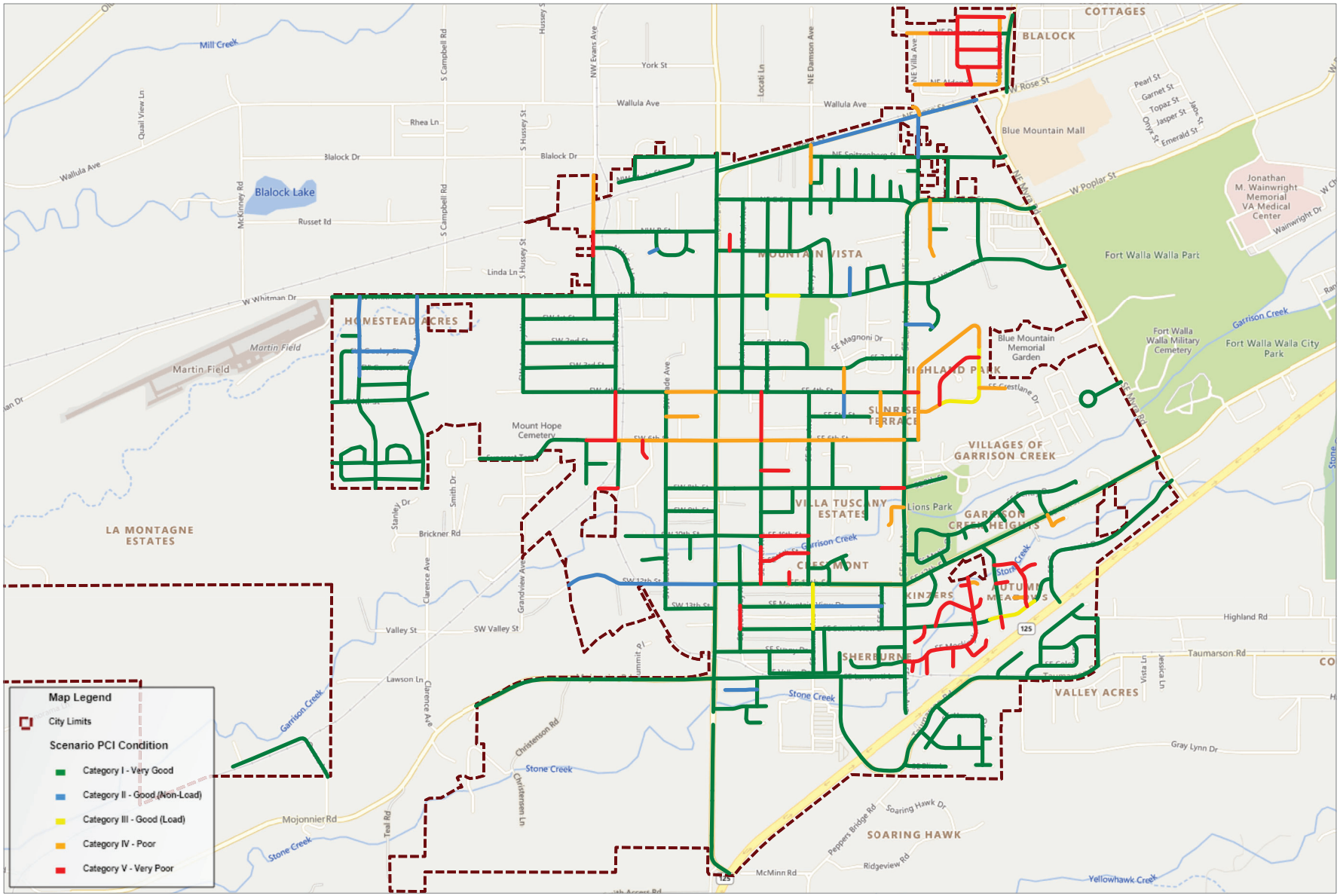

City of College Place, WA

Scenario PCI Condition

(3) Maintain Current PCI (74) - 2027 Project Period - Printed: 2/14/2023

Feature Legend

- Category I - Very Good
- Category II - Good (Non-Load)
- Category III - Good (Load)
- Category IV - Poor
- Category V - Very Poor

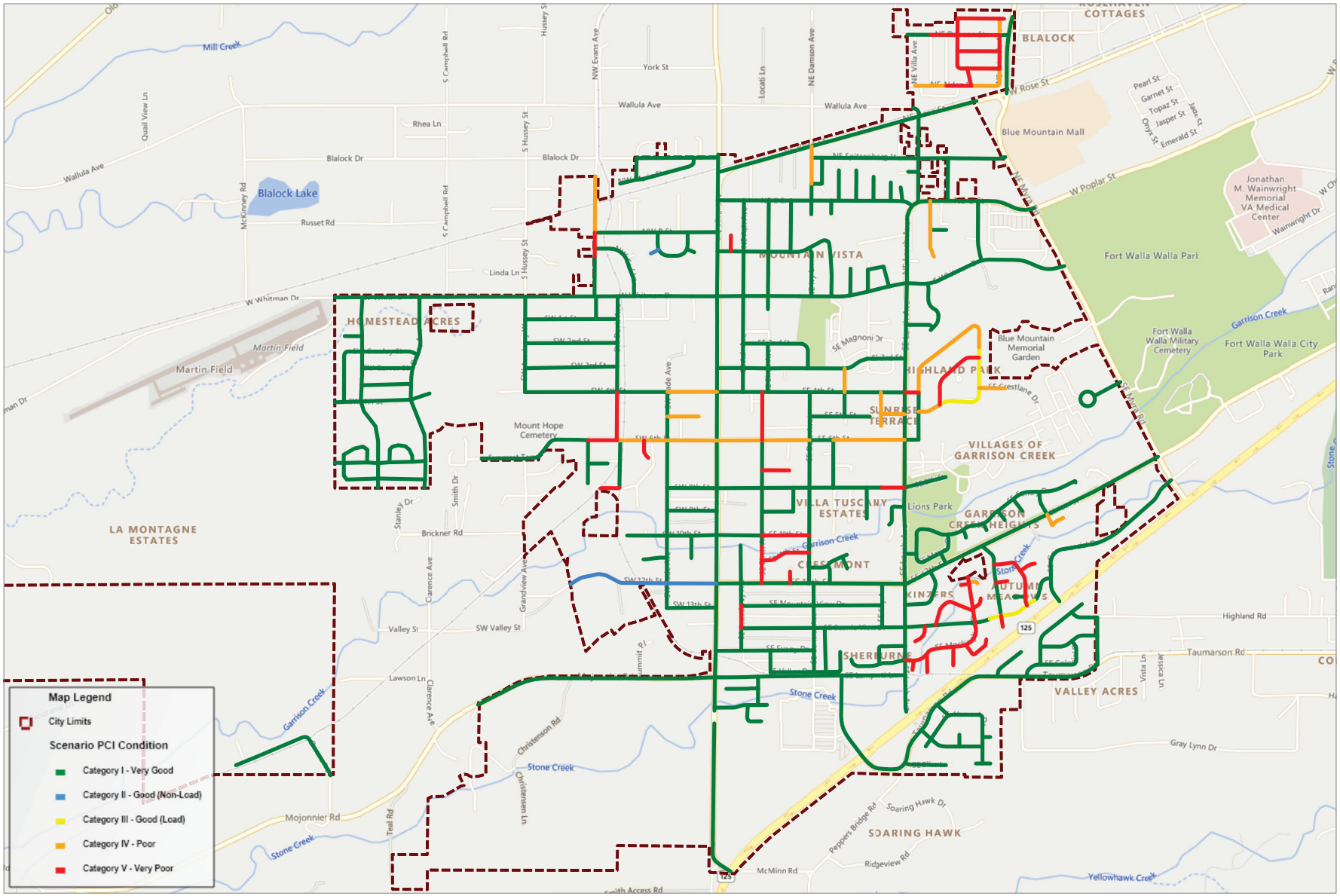

City of College Place, WA

Scenario PCI Condition

(4) Increase PCI 5 points (to 79) - 2027 Project Period - Printed: 2/14/2023

Feature Legend

- Category I - Very Good
- Category II - Good (Non-Load)
- Category III - Good (Load)
- Category IV - Poor
- Category V - Very Poor

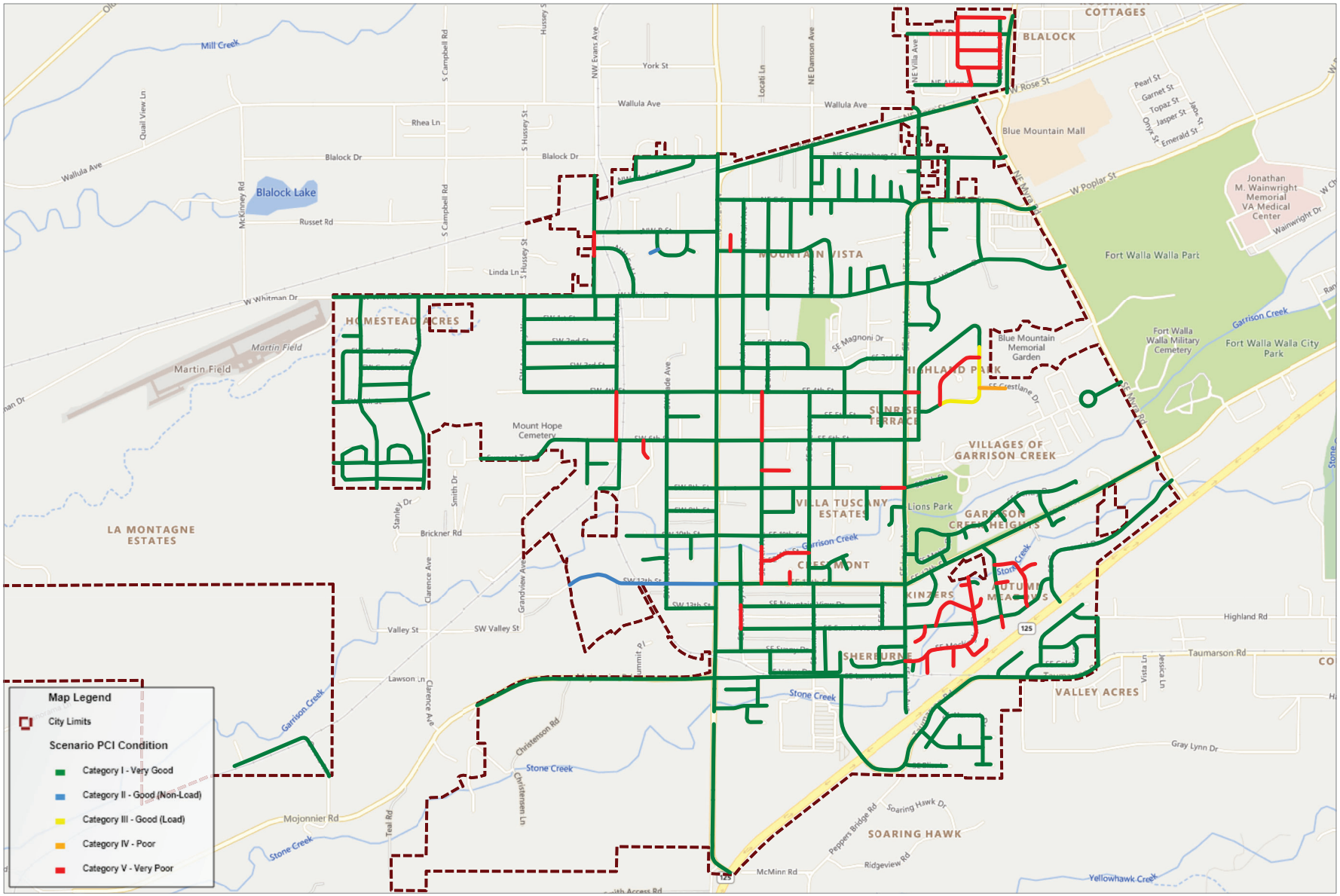

City of College Place, WA

Scenario Treatments

(1) Unconstrained Needs - All Project Periods - Printed: 2/14/2023

Feature Legend

- 1.75" OVERLAY W/DIGOUTS
- 2" OVERLAY
- 2.5" OVERLAY W/DIGOUTS
- CRACK SEAL AND CHIP SEAL
- CRACK SEAL, PATCH, AND CHIP SEAL
- MILL AND THICK OVERLAY
- RECONSTRUCT STRUCTURE (AC)

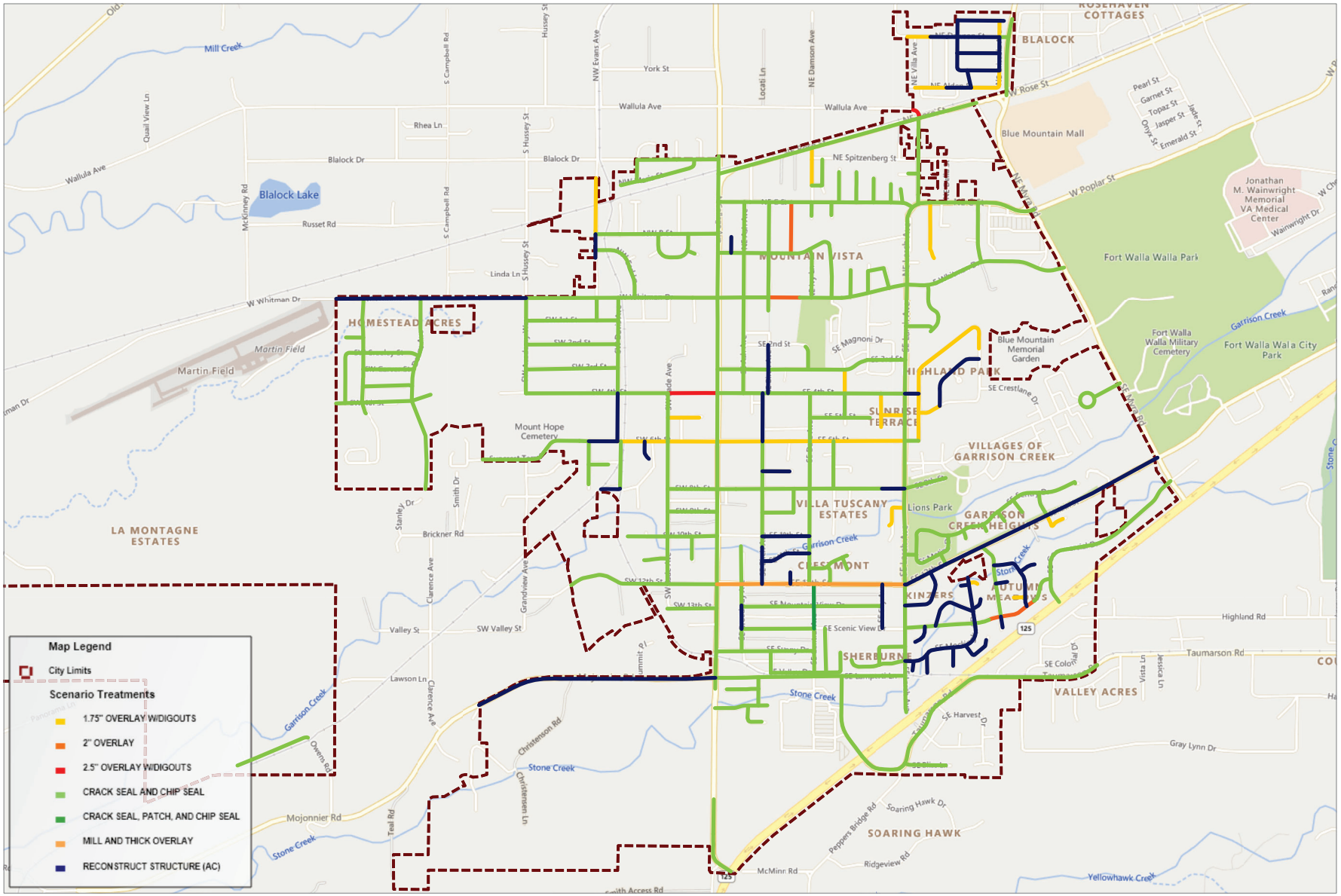

City of College Place, WA

Scenario Treatments

(2) Current Funding ($100k per year) - All Project Periods - Printed: 2/14/2023

Feature Legend

- 2" OVERLAY
- CRACK SEAL AND CHIP SEAL
- MILL AND THICK OVERLAY
- RECONSTRUCT STRUCTURE (AC)

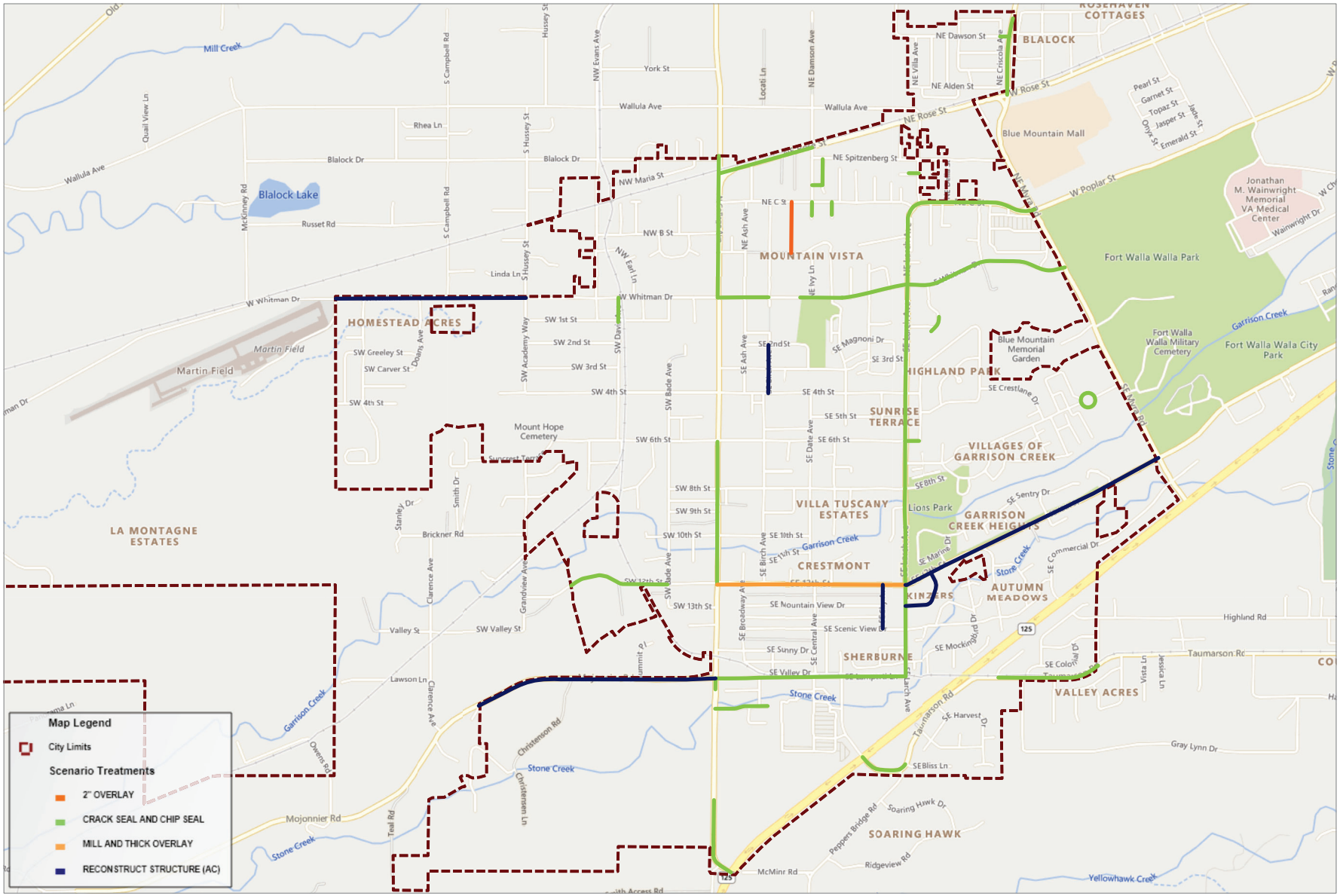

City of College Place, WA

Scenario Treatments

(3) Maintain Current PCI (74) - All Project Periods - Printed: 2/14/2023

Feature Legend

- 1.75" OVERLAY W/DIGOUTS
- 2" OVERLAY
- 2.5" OVERLAY W/DIGOUTS
- CRACK SEAL AND CHIP SEAL
- CRACK SEAL, PATCH, AND CHIP SEAL
- MILL AND THICK OVERLAY
- RECONSTRUCT STRUCTURE (AC)

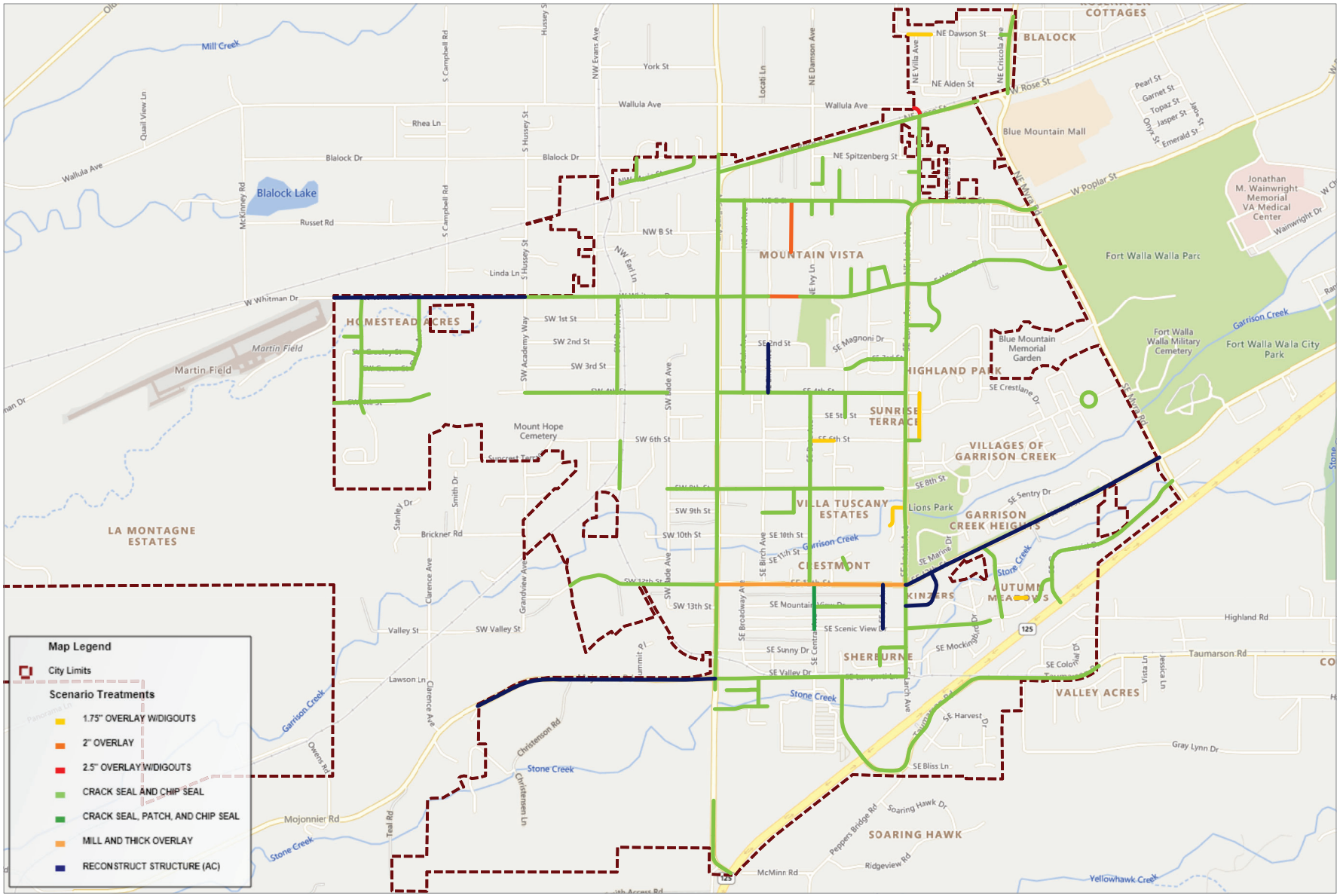

City of College Place, WA

Scenario Treatments

(4) Increase PCI 5 points (to 79) - All Project Periods - Printed: 2/14/2023

Feature Legend

- 1.75" OVERLAY W/DIGOUTS
- 2" OVERLAY
- 2.5" OVERLAY W/DIGOUTS
- CRACK SEAL AND CHIP SEAL
- CRACK SEAL, PATCH, AND CHIP SEAL
- MILL AND THICK OVERLAY
- RECONSTRUCT STRUCTURE (AC)

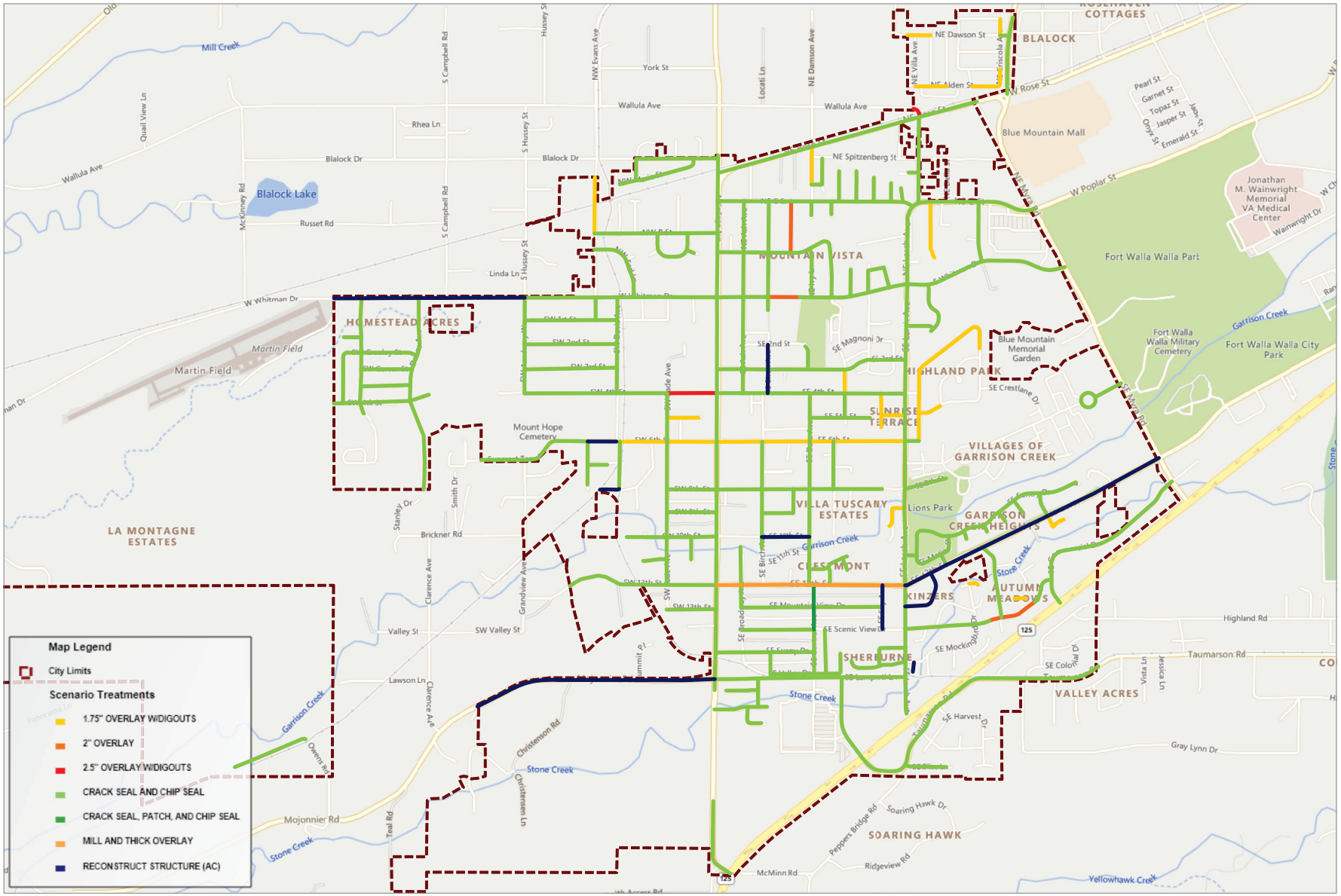

CITY OF COLLEGE PLACE

TRANSPORTATION BENEFIT DISTRICT (TBD)

THE TRANSPORTATION BENEFIT DISTRICT (TBD)

The TBD will add 0.1% to our local sales tax for 10 years. These funds will be leveraged to bring in millions of dollars in grant funding to improve the conditions of our community's roads and sidewalks.

0.1% = $1 for every **$1,000** spent

How will the money be spent?
Funds can only be used to improve our local transportation infrastructure.

Who will manage the funds?
Use of the TBD funding will be overseen by the City's Utility & Transportation Advisory Committee (UTAC).

Who pays the sales tax?
Anyone who shops in College Place pays for this, not just city residents.

(509) 529-1200
MRizzitiello@cpwa.us
www.cpwa.us/

WHAT IS THE TBD?

The TBD is a program that will raise money to fix our city's streets and sidewalks. Any roads or sidewalks within the City of College Place can be improved with this funding.
The TBD was created in 2017 via city ordinance. A local funding stream (sales tax) was added in 2023.

WHY DOES COLLEGE PLACE NEED THE TBD?

Funding Sources are Down:

- Other funding for streets has declined: Motor fuel tax is down 25% from 7 years ago.
- Much of the city doesn't qualify for Community Development Block Grant funds due to income.
- Most streets aren't eligible for State/Federal funds because they don't have the required traffic flow.

Construction Costs are Up:

- Costs have nearly doubled in recent years.

Without additional investment the city's pavement quality will decline significantly over the next 10 years.

CITY OF COLLEGE PLACE

TRANSPORTATION BENEFIT DISTRICT (TBD)

(DISTRITO DE BENEFICIOS DE TRANSPORTE)

DISTRITO DE BENEFICIOS DE TRANSPORTE

El TBD agregará 0.1% a nuestro impuesto local sobre las ventas durante 10 años. Estos fondos se aprovecharán para recaudar millones de dólares en subvenciones para mejorar las condiciones de las carreteras y aceras de nuestra comunidad.

0.1% = $1 por cada **$1,000** gastado

¿Cómo se gastará el dinero?
Los fondos solo se pueden usar para mejorar nuestra infraestructura de transporte local.

¿Quién administrará los fondos?
El uso de los fondos será supervisado por el Comité Asesor de Servicios Públicos y Transporte de la Ciudad (UTAC).

¿Quién paga el impuesto sobre las ventas?
Cualquiera que compre en College Place paga por esto, no solo los residentes.

(509) 529-1200
MRizzitiello@cpwa.us
www.cpwa.us/

¿QUÉ ES EL TBD?

El TBD es un programa que recaudará dinero para arreglar las calles y aceras de nuestra ciudad. Cualquier carretera o acera dentro de la ciudad se puede mejorar con estos fondos. El TBD fue creado en 2017 a través de una ordenanza de la Ciudad. En 2023 se agregó un flujo de financiamiento local (impuesto a las ventas).

¿POR QUÉ COLLEGE PLACE NECESITA EL TBD?

Las fuentes de financiamiento han disminuido:

- Otros fondos para las calles han disminuido: el impuesto al combustible de motor ha bajado un 25% desde hace 7 años.
- Gran parte de la ciudad no califica para los fondos de la CDBG debido a los ingresos.
- La mayoría de las calles no son elegibles para fondos estatales / federales porque no tienen el flujo de tráfico requerido.

Los costos de construcción han aumentado:

- Los costos casi se han duplicado en los últimos años.

Sin inversión adicional, la calidad del pavimento de la ciudad disminuirá significativamente en los próximos 10 años.

FINAL BILL REPORT
ESSB 5974

C 182 L 22
Synopsis as Enacted

Brief Description: Addressing transportation resources.

Sponsors: Senate Committee on Transportation (originally sponsored by Senators Liias, Saldaña, Carlyle, Cleveland, Das, Dhingra, Hunt, Kuderer, Lovelett, Lovick, Mullet, Nguyen, Nobles, Salomon, Trudeau, Wellman and Wilson, C.).

Senate Committee on Transportation

Background: Climate Commitment Act. In 2021, the Legislature passed E2SSB 5126 (Climate Commitment Act) which directed the Department of Ecology (Ecology) to implement a cap and invest program to reduce greenhouse gas (GHG) emissions consistent with the statewide statutory emissions limits. Starting on January 1, 2023, the cap and invest program will cover industrial facilities, certain fuel suppliers, in-state electricity generators, electricity importers, and natural gas distributors with annual GHG emissions above 25,000 metric tons of carbon dioxide equivalent (CO2e).

Covered entities must either reduce their emissions, or obtain allowances to cover any remaining emissions. The total number of allowances will decrease over time to meet statutory limits. Some utilities and industries will be issued free allowances; other allowances will be auctioned. The cap and invest program must track, verify, and enforce compliance through the use of compliance instruments. A compliance instrument is an allowance or offset credit issued by Ecology or a trading program that has linked with Washington's cap and invest program. One compliance instrument is equal to one metric ton of CO2e.

Except for directly distributed, no-cost allowances allocated to certain entities, allowances under the cap and invest program must be distributed through auctions. Ecology must hold a maximum of four auctions each year, plus any necessary reserve auctions. An auction may include allowances from the annual allowance budget of the current year and allowances from the annual allowances budgets of prior years that remain to be distributed.

This analysis was prepared by non-partisan legislative staff for the use of legislative members in their deliberations. This analysis is not part of the legislation nor does it constitute a statement of legislative intent.

Upon completion and verification of auction results, the auction proceeds must be transferred to the state treasurer for specific deposits first to the Carbon Emissions Reduction Account (CERA) and the remaining auction proceeds to the Climate Investment Account and Air Quality and Health Disparities Improvement Account. The deposits to the CERA are as follows:

- $127,341,000 for FY 2023;
- $356,697,000 for FY 2024;
- $366,558,000 for FY 2025; and
- $359,117,000 each year for fiscal years 2026 through 2037.

The deposits into the CERA must not exceed $5.2 billion over the first 16 years. For FY 2038 and each year thereafter, 50 percent of the proceeds must be deposited to the CERA and 50 percent to the Climate Investment Account and Air Quality and Health Disparities Improvement Account.

Expenditures from the CERA may only be used for transportation carbon emissions reducing purposes, including investments in alternatives and reductions to single occupancy passenger vehicle use through alternative fuel infrastructure and incentives, and emission reduction programs for freight, ferries, and port activities. Expenditure may not be used for 18th amendment highway purposes, other than as specified in the account.

When allocating funds or administering grants funded by the Climate Commitment Act, agencies are required to conduct an environmental justice assessment and establish a minimum of not less than 35 percent, and a goal of 40 percent, of total investments to provide direct and meaningful benefits to vulnerable populations within overburdened communities.

Under the Climate Commitment Act, certain entities are identified as emissions-intensive and trade-exposed (EITE) industries. EITE facilities receive no cost allowance that decline over time depending on the compliance obligation time period. During the 2022 regular legislative session, Ecology must submit agency request legislation developed in consultation with EITEs, covered entities, environmental advocates, and overburdened communities that outlines a compliance pathway specific to EITEs for achieving their proportionate share of the state's emission reduction limits through 2050.

If, by April 1, 2023, the Legislature has not considered and enacted Ecology's request legislation, no expenditures may be made from the CERA, the Climate Investment Account, or the Air Quality and Health Disparities Improvement Account.

Aircraft Fuel Tax. The current aircraft fuel tax is $0.11 per gallon. Fuel exempted from this tax includes exported fuel and fuel used for commercial use, research, testing, training, and emergency medical air transport.

Plate Fee. The current fee for original and replacement license plates for most vehicles is

$10. The current fee for original and replacement motorcycle license plates is $4.

Dealer Temporary Permits. The current fee for a dealer temporary permit is $15. The permit allows for the operation of a vehicle for which an application for registration has been made and is used until the receipt of permanent license plates.

Stolen Vehicle Check Fee. Vehicles previously registered in another state and registering in the state for the first time, must have a stolen vehicle check, whereby the vehicle is checked against national and state databases for any titling or other issues. The stolen vehicle check fee is $15.

License Service Fee and License Plate Technology Fee. In addition to other licensing and registration fees, a $0.50 license service fee and a $0.25 for license plate technology fee is charged as part of most passenger cars and other vehicle registration transactions. These two fees do not apply to most registrations for light duty truck and larger trucks registered based on weight.

Enhanced Driver Licenses and Indenticards. An enhanced driver license (EDL) or enhanced identicard (EID) may be issued to a Washington resident who is also a United States citizen if they have confirmed their identity and citizenship. A person applying for an EDL must be at least 18 years old and any age for an enhanced ID card.

The fee for a six year EDL or EID is $24 and the fee for an eight year EDL or EID is $32. This fee is in addition to any other fees due for a driver license or identification card.

Auto Dealer Documentary Service Fee. Current law allows auto dealers to charge an optional fee up to $150 for the administrative costs associated with titling, registration, tax collection, and other services. To collect this fee, the auto dealers must take a variety of actions including, disclosing to the buyer that the fee is negotiable.

Driver Abstract Fee. The driver abstract is a summary of an individual's driving record that is often used by employers or prospective employers, data brokers, volunteer organizations, insurance carriers, alcohol and drug assessment or treatment agencies, or other entities. The current fee for a driver abstract is $13.

Driver License Photo Only Fee. Individuals who wish to receive a replacement license or identicard to correct information on a driver license or identicard, such as obtaining an updated photograph or updating an address with a new card, may do so by paying a $10 fee.

Public Works Assistance Account. The Public Works Assistance Account (PWAA) was established to encourage local government self-reliance in meeting public works needs and to assist in financing critical infrastructure projects. Moneys in the PWAA must be used to make loans and give financial guarantees and may also be appropriated to provide state match for federal dollars. Loan repayments and revenues from three tax sources have

historically been deposited into the PWAA.

General Fund Backfill for Tax Exemptions and Credits. Currently, transportation accounts provide statutory transfers to backfill the state general fund for revenue loss from the following tax credit or exemption provisions:

- tax credits for employers implementing commute trip reduction incentives and support for their employees;
- alternative fuel vehicle retail sales and use tax exemptions under provisions of E2SHB 2042—green transportation—enacted in 2019 (tax exemptions for similar purposes dates back to 2009, with statutory transfers from transportation accounts included since 2015);
- alternative fuel commercial vehicle and infrastructure tax credits under provisions of E2SHB 2042—green transportation —last modified in 2019, enacted in 2015.
- electric vehicle battery and hydrogen fuel cell, infrastructure, and zero-emission bus retail sales and use tax exemptions under provisions of E2SHB 2042—green transportation —last modified in 2019, enacted in 2009; and
- fuel cell electric vehicle retail sales and use tax exemptions program under provisions of 2SSB 5000—hydrogen fuel cell vehicles—enacted in 2021.

Transportation Benefit Districts Sales Tax. A transportation benefit district (TBD) is an independent taxing district and quasi-municipal corporation. A TBD may be created to acquire, construct, improve, provide, and fund transportation improvement projects within a district. The legislative authority of a city or county may create a TBD, and other jurisdictions may be incorporated via interlocal agreements.

TBDs have the authority to raise revenue in a variety of ways, including a local sales and use tax of up to 0.2 percent subject to voter approval. A TBD may only impose a sales and use tax for ten years unless the proceeds are dedicated to the repayment of indebtedness. A sales and use tax may also be extended for an additional ten years with voter approval.

Border Area Fuel Tax. Cities and towns within ten miles of an international border crossing, and TBDs that have an international border crossing within their boundaries, are eligible to impose a border area fuel tax. This tax may be up to $0.01 per gallon on the retail sale of motor vehicle and special fuel, and may be imposed only after it is approved by a majority vote of the registered voters of the jurisdiction.

Hazardous Substance Tax Distribution. The hazardous substance tax is imposed on the first possession of hazardous substances in the state. The tax is generally imposed on a per-barrel basis and applies to petroleum products, certain pesticides, and certain chemicals.

Until the biennium after the enactment of an additive transportation funding act, $50 million per biennium is transferred from hazardous substance tax collections to the Motor Vehicle Fund for stormwater activities. An additive transportation funding act means an act in which the combined total of new revenues deposited into the Motor Vehicle Fund and the

Multimodal Transportation Account exceed $2 billion per biennium.

Clean Fuels Program. In 2021, E3SHB 1091—reducing the carbon intensity of transportation fuel—directed Ecology to adopt a rule establishing a Clean Fuels Program (CFP) limiting the GHG emissions attributable to each unit of transportation fuel—carbon intensity—to 20 percent below 2017 levels by 2038. The rule must reduce the overall, aggregate carbon intensity of transportation fuels used in Washington. The rule may only require aggregate carbon intensity reductions, and may not require a reduction in carbon intensity to be achieved by any individual type of transportation fuel. The rule must establish a start date for the program of no later than January 1, 2023.

A subsection of section 3 of E3SHB 1091 specified that the CFP may not begin assigning compliance obligations or allowing the generation of credits until the Legislature enacts an increase in the state motor vehicle and special fuel tax of at least $0.05 per gallon. This subsection was vetoed by the Governor.

405/SR 167 Corridor Toll Lane Performance. The Washington State Transportation Commission (Commission) is the state's tolling authority with responsibility for setting toll rates, including the schedule of toll rates for the I-405/SR 167 corridor. The current minimum toll rate is $0.75 and the maximum toll rate is $10.00. The Department of Transportation (WSDOT) establishes performance standards for travel time, speed, and reliability for the corridor and its tolling system automatically adjusts the toll rate within the schedule established by the Commission, using dynamic tolling, to maintain the goal that average vehicle speeds in the toll lanes remain above 45 miles per hour at least 90 percent of the time during peak hours.

Automated Traffic Safety Cameras. Automated traffic safety cameras may be used to detect various traffic violations, specifically stoplight, railroad crossing, school speed zone violations, or speed violations in certain cities. Revenue generated from the cameras is treated like a parking infraction and remains with the local government.

In 2020, the Legislature authorized a pilot program through 2023 regarding the use of automated traffic safety cameras to detect certain stopping and restricted lane violations within cities with a population of greater than 500,000—currently the city of Seattle. Revenue generated under the pilot must be deposited in the state Cooper Jones Active Transportation Safety Account to be used for bicycle, pedestrian, and non-motorist safety improvement projects administered by the Washington Traffic Safety Commission. The other 50 percent of revenue generated must be used by the city only for improvements to transportation that support equitable access and mobility for persons with disabilities.

Electric Vehicle Grants and Programs. Various agencies of state government play a role in administering electric vehicle (EV) related grants and programs, including the Department of Commerce (Commerce) and WSDOT.

The Federal Infrastructure Investment and Jobs Act (Act) enacted in 2021, invests in the nation's infrastructure, including EVs. The Act authorizes new spending to build out a national network of EV charging infrastructure along the national highway system. The Act also expands eligibility under the existing Surface Transportation Block Program to include the installation of EV charging infrastructure.

Complete Streets Grant Program. The Transportation Improvement Board (TIB) administers the Complete Streets grant program. One of the eligibility requirements for the grant is that a local government must have an adopted complete streets ordinance. TIB selects grant recipients each biennium based on a nomination process of local governments implementing project plans and designing streets to accommodate all users, including pedestrians, access to transit, cyclists, and motorists of all ages and abilities.

Rail/Amtrak Fares. Fares for Amtrak Cascades are governed at a national level through the Amtrak ticketing and fare structure. Oregon Department of Transportation (ODOT) is a co-sponsor of Amtrak Cascades service. Current youth discounts include:

- infant age 0-2—free;
- children age 2-12—50 percent off with a full-fare paying adult;
- children with disability—as above plus an additional 10 percent discount;
- students ages 17-24 years old—15 percent discount;
- age 13 to 18 years old—25 percent discount with 14 day advance purchase when available; and
- the Schools on Trains program for school or community groups of 20 or more offers students in grades K-12—and their designated chaperones—a group trip price of $17 per person—round-trip or one-way—anywhere between Bellingham and Portland, or between Portland and Eugene.

Ferry Fares. The Commission is responsible for adopting fares and pricing policies for the Washington State Ferries. The Commission adopts fare and pricing on September 1st of each year for the ensuing year.

Transportation Future Funding Account. The Transportation Future Funding Account was established to receive the savings and efficiencies attributable to practical design and use the savings for new Connecting Washington projects. Beginning in July 1, 2024, the account will be used for preservation investments.

Regional Mobility Grants. WSDOT administers a Regional Mobility Grant program. Grants from this program are awarded on a competitive basis to local governments, including transit agencies, for projects that reduce delay for people and goods and improve connectivity between counties and regional population centers.

Regional Transit Authority. A regional transit authority (RTA) is authorized to use its tax revenues to plan, construct, and operate high-capacity transportation, such as express bus service and light rail. There is currently one RTA—Sound Transit—which operates

light rail, commuter rail, and express bus service in Puget Sound.

Green Transportation Capital Grant Program. Subject to amounts appropriated for this specific purpose through the 2023-25 biennium, WSDOT's Public Transportation Division operates a green transportation capital grant program to aid transit authorities in funding cost-effective capital projects such as:

- the electrification of fleets for both battery and fuel cell EVs;
- modification or replacement of capital facilities to facilitate both fleet electrification and hydrogen refueling;
- necessary upgrades to electrical transmission and distribution systems; and
- construction of charging and fueling stations.

Summary: Climate Commitment Act. The provision is removed that would have required the Legislature to consider and enact Ecology's request legislation dealing with the compliance pathway for EITEs by April 1, 2023, in order for expenditures to continue from the Carbon Emissions Reduction Account (CERA), the Climate Investment Account, or the Air Quality and Health Disparities Improvement Account.

The Carbon Emissions Reduction Account appropriations in the omnibus transportation appropriations act are limited to the following categories of spending:

- active transportation;
- transit programs and projects;
- alternative fuel and electrification;
- ferries; and
- rail.

The Climate Active Transportation Account (CATA) is created and the account, beginning July 1, 2023, will receive 24 percent of the revenues accruing each year to the CERA. The account is allowed to retain its own interest. The allowable uses from the CATA are limited to:

- Safe Routes to Schools;
- School-Based Bike programs;
- Bicycle and Pedestrian Grants;
- The Complete Streets grant program;
- The Connecting Communities grant program; and
- Pedestrian and bicycle, or other active transportation projects identified in an omnibus transportation appropriations act.

The Climate Transit Programs Account (CTPA) is created in the state treasury and the account, beginning July 1, 2023, will receive 56 percent of the revenues accruing each year to the CERA. The account is allowed to retain its own interest. The allowable uses from CTPA are limited to:

- Transit Support grants;
- Tribal Transit Mobility grants;

- Transit Coordination grants;
- Special Needs Transit grants;
- Bus and Bus Facility grant program;
- Green transit grants;
- Transportation Demand Management grants; and
- transit projects identified in an omnibus transportation appropriations act.

The expenditures from the CATA and CTPA are made subject to the same environmental justice assessment and investment for vulnerable populations within overburdened communities requirements as other Climate Commitment Act funding.

Aircraft Fuel Tax. Beginning July 1, 2022, the aircraft fuel tax is increased from $0.11 per gallon to $0.18 per gallon. The revenue will be deposited in the Aeronautics Account.

Plate Fee. Beginning July 1, 2022, the original plate fee is increased from $10 to $50 and the replacement plate fee is increased from $10 to $30. Beginning July 1, 2022, the original motorcycle plate fee is increased from $4 to $20 and the motorcycle replacement plate fee is increased $4 to $12. The plate fee increases will be deposited in the Move Ahead WA Account.

Stolen Vehicle Check Fee. Beginning July 1, 2022, the stolen vehicle check fee is increased from $15 to $50. On July 1, 2026, the stolen vehicle check fee is increased from $50 to $75. The revenue from the fee increase will be deposited in the Move Ahead WA Account.

Dealer Temporary Permits. Beginning July 1, 2022, the dealer temporary permit is increased from $15 to $40. The revenue from the fee increase will be deposited in the Move Ahead WA Account.

Enhanced Driver Licenses and Indenticards. Beginning October 1, 2022, the enhanced driver license or enhanced ID card fee is increased from $24 to $42 for a six year license and from $32 to $56 for an eight year license. The revenue from the fee increase will be deposited in the Move Ahead WA Flexible Account.

Driver Abstract Fee. The driver abstract fee is increased from $13 to $15 on October 1, 2022, and then increased again to $17 on July 1, 2029. The revenue from the fee increase will be deposited in the Move Ahead WA Flexible Account.

License Service Fee and License Plate Technology Fee. Beginning July 1, 2022, light, medium and heavy duty trucks are subject to the $0.50 license service fee and the $0.25 license plate technology fee. The additional license service fee revenue and the additional license plate technology fee revenue will be deposited in the Move Ahead WA Account.

Driver License Photo and Update Only Fee. Beginning October 1, 2022, the fee for individuals wishing to correct information on a driver license or identicard, such as

obtaining an updated photograph, is increased from $10 to $20. The revenue from the fee increase will be deposited in the Move Ahead WA Flexible Account.

Auto Dealer Documentary Service Fee. Beginning July 1, 2022, the maximum authorized level for the optional auto dealer document service fee is increased from $150 to $200.

Sales and Use Tax Equivalent on Construction to Transportation. For fiscal years 2026 through fiscal year 2038, the state treasurer must make annual transfers of $31 million from the general fund to the Move Ahead WA Flexible Account. This represents an estimate of the state sales and use tax generated off of the construction projects in the Move Ahead WA transportation package over sixteen years.

Public Works Assistance Account Transfers. For fiscal years 2024 through fiscal year 2038, the state treasurer must make annual transfers of $57 million from the Public Works Assistance Account to the Move Ahead WA Account.

State General Fund Transfers. For fiscal years 2024 through fiscal year 2038, the state treasurer must make annual transfers of $57 million from the general fund to the Move Ahead WA Flexible Account.

General Fund Backfill for Tax Exemptions and Credits. Beginning July 1, 2022, the transfer from transportation accounts to backfill the state general fund for revenue loss from the following tax credit or exemption provisions is eliminated. The actual provisions around these tax credit and exemptions remain unchanged, but the source supporting them changes from transportation accounts to the state general fund. These are:

- tax credits for large employers implementing commute trip reduction incentives and support for their employees;
- alternative fuel vehicle retail sales and use tax exemptions under provisions of E2SHB 2042—green transportation—enacted in 2019;
- alternative fuel commercial vehicle and infrastructure tax credits under provisions of E2SHB 2042—green transportation—enacted in 2019;
- electric vehicle battery and hydrogen fuel cell, infrastructure, and zero-emission bus retail sales and use tax exemptions under provisions of E2SHB 2042—green transportation—enacted in 2019; and
- fuel cell electric vehicle retail sales and use tax exemptions program under provisions of 2SSB 5000—hydrogen fuel cell vehicles—enacted in 2021.

Hazardous Substance Tax Distribution. The passage of the Move Ahead WA or any other additive transportation act enacted before July 1, 2023, is exempt from the provision requiring termination of the $50 million per biennium transfer from hazardous substance tax collections to the Motor Vehicle Fund for stormwater activities.

Transportation Benefit Districts Sales Tax. The TBD sales tax authority is increased to 0.3 percent, most of which is subject to voter approval. However, within the 0.3 percent

authority, TBDs that include all the territory within the boundaries of the establishing jurisdictions may councilmanically impose a sales and use tax of up to 0.1 percent. Voters within a TBD may renew multiple extensions of a sales tax, with each renewal extending the tax for an additional period not exceeding 10 years.

Border Area Fuel Tax. The authority for cities and towns within ten miles of an international border crossing, and TBDs that have an international border crossing within their boundaries, to impose a border area fuel tax is increased from $0.01 to $0.02, subject to voter approval. After calendar year 2022, the maximum $0.02 authority may be increased by inflation.

Clean Fuels Program. Section 3 of E3SHB 1091—reducing the carbon intensity of transportation fuel, which was one of the main sections providing authority for Ecology to implement the CFP, is repealed. A new section is added in statute that is identical to section 3, except for the vetoed subsection which specified that the CFP could not begin assigning compliance obligations or allowing the generation of credits until the Legislature enacted an increase in the state motor vehicle and special fuel tax of at least five cents per gallon. Other sections of E3SHB 1091 are amended to update references to the new section.

WSDOT, in coordination with Ecology, must immediately begin work on identifying the amount of credit revenues likely to be generated from the state transportation investments funded in an omnibus transportation appropriations act, including the Move Ahead WA transportation package. It is the intent of the Legislature that these credits will be maximized to allow further investment in efforts to reduce greenhouse gas emissions and decarbonize the transportation sector including, but not limited to, additional funding in future years, for ferry electrification beyond four new hybrid electric vessels, active transportation, and transit programs and projects.

Beginning November 1, 2022, and annually thereafter, WSDOT must present a detailed projection of the credit revenues and a preferred reinvestment strategy for the revenues for the following 10-year time period to the Joint Transportation Committee.

Move Ahead WA Account. The Move Ahead WA Account is created in the motor vehicle fund. The account is appropriated and can be used only for projects or improvements identified as Move Ahead WA projects or improvements in a transportation appropriations act, including any principal and interest on bonds authorized for the projects or improvements. The account is allowed to retain its own interest.

Move Ahead WA Flexible Account. The Move Ahead WA Flexible Account is created in the state treasury. The account is appropriated and can be used only for transportation projects, programs, or activities identified as Move Ahead WA projects, programs, or activities in a transportation appropriations act. The account is allowed to retain its own interest.

I-405/SR 167 Corridor Toll Lane Performance. The Legislature finds that toll lane performance on the I-405/SR 167 corridors has not met the goal that average vehicle speeds in the express toll lanes remain above 45 miles per hour at least 90 percent of the time during peak hours. Therefore, the Legislature intends that the Washington State Transportation Commission reevaluate options, pursuant to its toll setting authority, at least every two years to improve performance on the Interstate 405 and state route number 167 corridors.

Electric Vehicle Goal A target is established that all passenger and light duty vehicles of model year 2030 or later be electric vehicles, and requires the Interagency Electric Vehicle Coordinating Council to complete a scoping plan for achieving the 2030 target.

Automated Traffic Safety Cameras. The use of automated traffic safety cameras is expanded to allow cameras to detect speed violations in school walk areas, public park speed zones, and hospital speed zones. Additionally, cities may use the cameras to detect speed violations, specifically set at one camera per 10,000 in population. Revenues generated from the expanded use of the cameras to detect speed violations must go 50 percent to the state Cooper Jones Active Transportation Safety Account and then 50 percent for any local purpose. The Seattle automated traffic safety camera pilot program is extended by two years to 2025.

Interagency Electric Vehicle Coordinating Council. The Interagency Electric Vehicle Coordinating Council is created, to be jointly led by WSDOT and the Department of Commerce. The Council must:

- develop a statewide electrification strategy to ensure readiness for all new vehicle sales;
- identify all electric vehicle infrastructure grant related funding;
- coordinate electric vehicle grant funding criteria across agency grant programs;
- develop a robust public and private outreach plan;
- create an industry electric vehicle advisory committee; and
- ensure grants, program, and activities benefit vulnerable and overburdened communities.

Bus and Bus Facilities Grants. WSDOT must create a competitive bus and bus facility grant program to provide grants for replacement, rehabilitation, construction, or modification of transit rolling stock and facilities. Transit rolling stock is defined to include, but not limited to, buses, ferries, and vans. No grantee of the program may receive more than 35 percent of the total amount and fuel type may not be a factor. WSDOT must create an advisory committee to establish grant criteria.

Connecting Communities. The Connecting Communities grant program is created at WSDOT to reconnect communities that have been bisected by transportation facilities. Grant funds are eligible to be used for active transportation connections to transit facilities, commercial centers or other community identified assets, as well as improvement planning

and development for active transportation facilities.

Incorporate Complete Street Concepts into Highway Projects. All state transportation projects starting design on or after July 1, 2022 that are $500,000 or more must incorporate principles of complete streets design. WSDOT must identify locations on state rights of way that have inadequate bicycle and pedestrian facilities, consult with local jurisdictions to confirm existing and planned active transportation connections for integration of the state route to the local network, and modify speed limits appropriate to roadway design and local context.

School Based Bike Safety Program. The School Based Bike Safety Grant program is created at WSDOT. The grant consists of two programs targeted to middle through high school students to increase access to cycling and provide a basis of safety education. The program for elementary and middle school must partner with school districts to provide in-school bike and pedestrian safety education, with eligibility of school grades 3-6. Participating youth will have the opportunity to receive a bike, lock, helmet, and lights free of charge with program participation. The junior high and high school program, for youths aged between 14-18 years of age, will deploy a bicycling and road safety education curriculum with the goal of increasing diversity and representation in the cycling community.

Rail/Amtrak Fares. WSDOT is directed to negotiate with ODOT with the intent to jointly submit a fare revision to Amtrak to eliminate fares for Amtrak Cascades passengers 18 years of age and younger.

Ferry Fares. The Washington State Transportation Commission is directed to adopt a fare-free policy for the Washington State Ferries for all passengers 18 years of age and younger. The policy must be enacted by October 1, 2022 and would apply to both walk-on riders and passengers in vehicles.

Transit Support Grants. A Transit Support Grant program is established within WSDOT to provide operating and capital support to transit agencies statewide that offer fare-free for all passengers 18 years of age and younger. To be eligible for awards in the 2023-25 biennium, transit agencies must adopt fare-free for passengers 18 years of age and younger by October 1, 2022. The grant program will be prorated on the most recently published version of WSDOT's "Summary of Public Transportation," no transit agency may receive more than 35 percent of the distribution, and fuel type cannot be a factor for grant selection. To be eligible for the grant, public transportation agencies must maintain or increase their local sales tax authority on or after January 1, 2022.

Ferries Plan. The Legislature intends to fully fund the vessel and terminal electrification program in accordance with the Washington State Ferries 2040 Long Range Plan. The Legislature finds that to attain the 2040 target fleet size of 26 vessels, a biennial replacement schedule is necessary to ensure the level of ferry service and reliability

expected by the public. By June 30, 2025, the Legislature will secure funding options, including but not limited to a vessel surcharge, to devote the resources necessary to fulfill the vessel and terminal needs outlined in the 2040 Long Range Plan.

Stormwater. The Legislature intends that $500 million provided as part of the 16-year Move Ahead WA plan must enhance stormwater runoff treatment from existing roads and infrastructure with an emphasis on green infrastructure retrofits. Projects must be prioritized based on benefits to salmon recovery and ecosystem health, reducing toxic pollution, addressing health disparities, and cost-effectiveness. WSDOT must submit progress reports on its efforts to reduce the toxicity of stormwater runoff from existing infrastructure, recommendations for addressing barriers to innovative solutions, and anticipated demand for funding each biennium.

Railroad Crossing Grant Program. A railroad crossing grant program is established within the WSDOT Local Programs. WSDOT will develop a prioritization process to make awards to cities and counties with projects that eliminate at grade highway-rail crossings. Awards must be made for matching funds to federal grants.

Reducing Rural Roadway Departures Program. If an appropriation is provided for this purpose, WSDOT is directed to establish a Reducing Rural Roadway Departures Program to provide funding for safety improvements to prevent lane departures in areas where the departure is likely to cause serious injuries or death. By December 31st of each year, WSDOT is required to submit a list of the locations receiving funding from the program with a description of the safety improvements to the legislative transportation committees and the Washington Traffic Safety Commission. The allowable uses of the Highway Safety Fund are expanded to include using the fund for the Reducing Rural Roadway Departures Program.

Regional Mobility Grant Program Eligibility. The ability to compete for awards through the Regional Mobility Grant program is expanded to include a regional transit authority (Sound Transit). To be eligible to receive Regional Mobility Grant Program funds, Sound Transit must have adopted, at a minimum, a zero-fare policy that allows passengers 18 years of age and younger to ride free of charge on all modes by October 1, 2022.

Green Transportation Capital Grant Program. The Green Transportation Capital Grant Program is made permanent.

Transportation Future Funding Account. The account is renamed the JUDY Transportation Future Funding Account.

Votes on Final Passage:

Senate	29	20	
House	54	43	(House amended)
			(Senate refused to concur/asked House for conference)

Conference Committee

House	54	44
Senate	29	20

Effective: July 1, 2022
March 25, 2022 (Sections 313, 408 through 414, and 421)
October 1, 2022 (Sections 205, 206, 209 and 210)
January 1, 2023 (Sections 207 and 208)
July 1, 2024 (Section 404)
June 30, 2025 (Section 424)

City of College Place: Federally Classified Roads

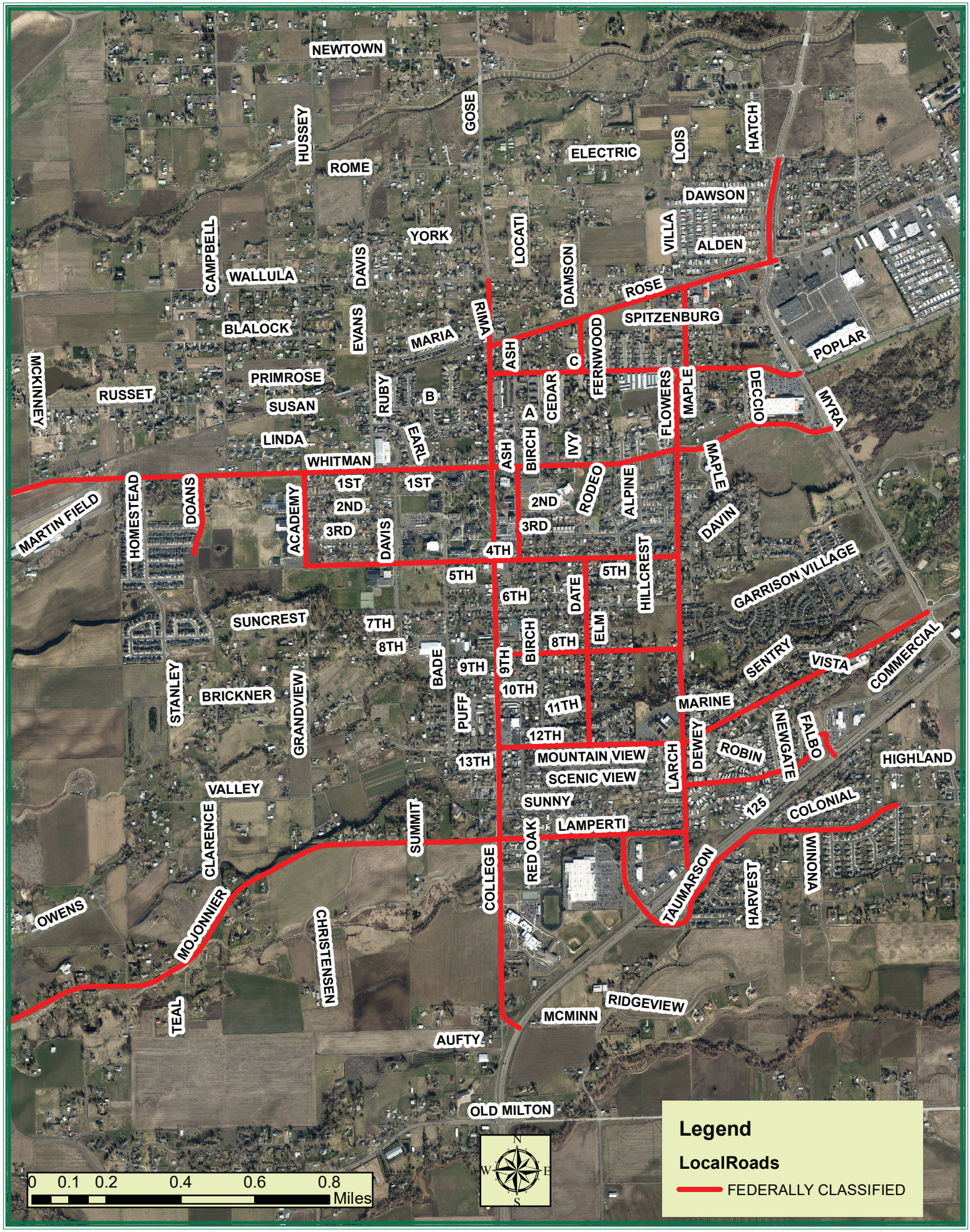

City of College Place: Local Roads

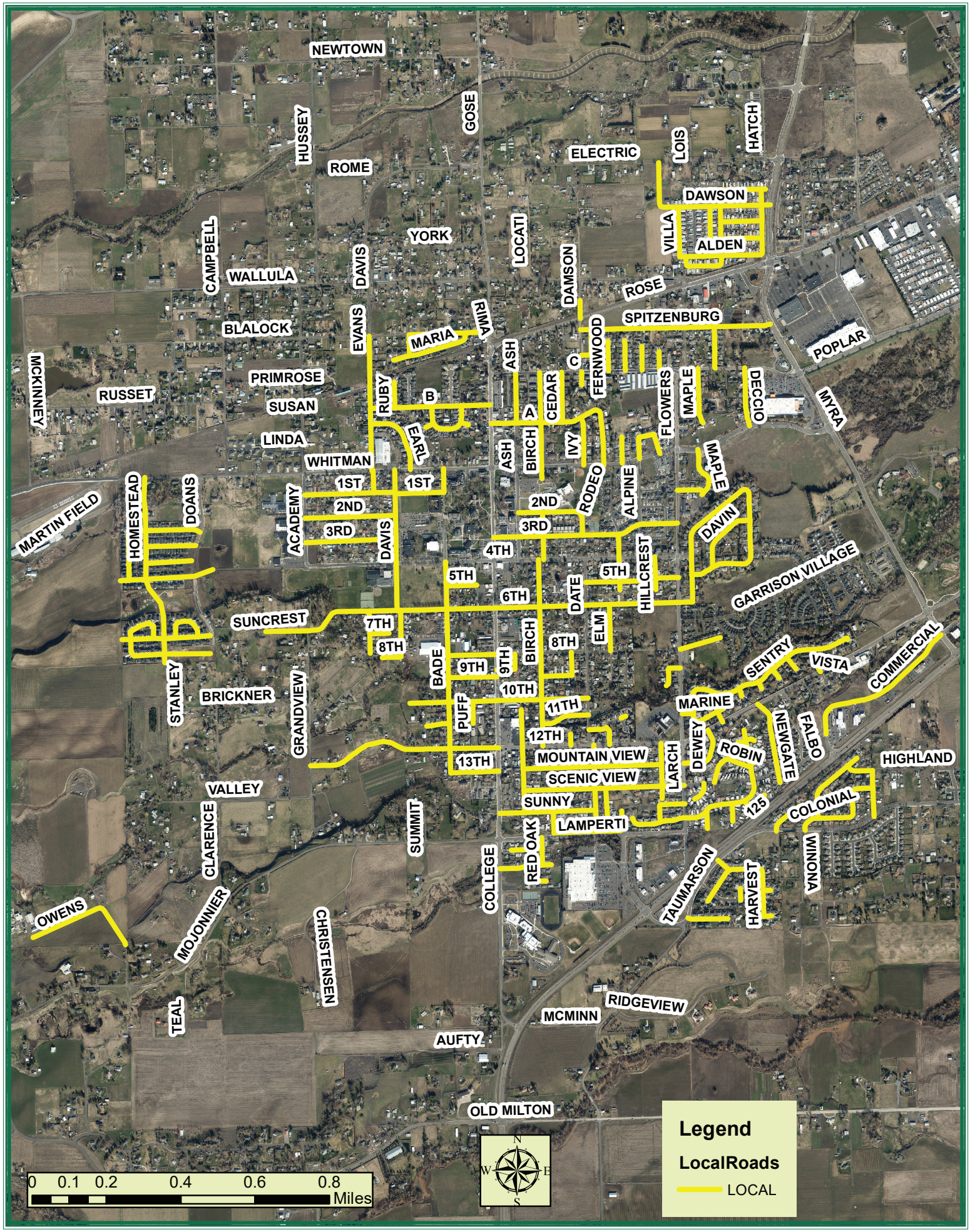

City of College Place: Draft Pavement Rating Prioritization

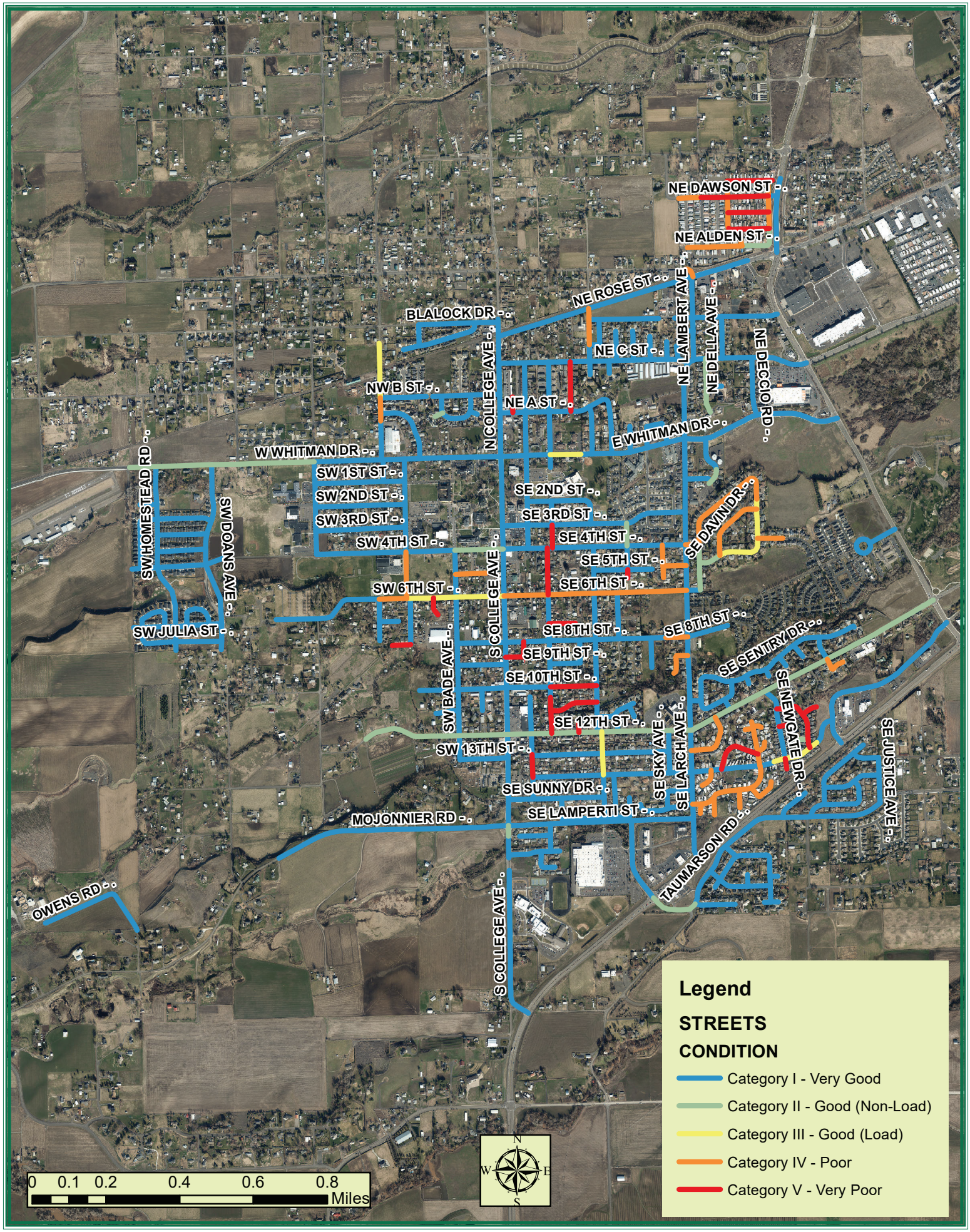

MRSC

List of City Transportation Benefit Districts (TBDs) in Washington State

Last updated March 30, 2023

Data sources: WA Department of Licensing, MRSC Local Ballot Measure Database, State Auditor's Office, city/county codes, news articles

This information is accurate to the best of our knowledge. If you notice any errors or information that needs to be updated, please contact MRSC.

For information on county TBDs, see the other tab at the bottom of this spreadsheet.

City	County/Counties	Established	Powers Assumed? (Ch. 36.74 RCW)	Sales Tax	Vehicle License Fee	Other Notes
Aberdeen	Grays Harbor	2012	Yes	0.18%		Renewed sales tax in 2019 and increased it from 0.13% to 0.18%.
Airway Heights	Spokane	2013	No	0.30%		
Anacortes	Skagit	2014	Yes	0.20%		Replaced $20 vehicle license fee with 0.2% sales tax in 2018
Arlington	Snohomish	2013	Yes	0.20%		
Auburn	King/Pierce	2011	Yes	0.10%		$59 million bond measure failed in 2012. Enacted a $20 vehicle license fee; repealed before it took effect. Enacted councilmanic sales tax effective 2023.
Bainbridge Island	Kitsap	2012	Yes		$30	$30 vehicle license fee is nonvoted
Battle Ground	Clark	2014	Yes	0.10%		Councilmanic 0.1% sales tax
Bellingham	Whatcom	2010	Yes	0.20%		
Black Diamond	King	2015	Yes		$20	
Blaine	Whatcom	2017	No	0.20%		
Bothell	King/Snohomish	2015	No			Unfunded/no information
Bremerton	Kitsap	2009	Yes		$20	Voted $30 fee failed in 2009 (when maximum nonvoted fee was $20)
Bridgeport	Douglas	2016	Yes		$20	
Buckley	Pierce	2012	Yes		$20	
Burien	King	2009	Yes		$20	Voted $30 fee failed in 2009 (when maximum nonvoted fee was $20)
Carbonado	Pierce	2012	Yes		$20	
Castle Rock	Cowlitz	2012	No	0.20%		
Centralia	Lewis	2014	Yes	0.20%		
Chehalis	Lewis	2014	Yes	0.20%		
Clarkston	Asotin	2014	Yes	0.20%		Replaced $20 vehicle license fee with 0.2% sales tax
College Place	Walla Walla	2017	Yes			Unfunded/no information
Connell	Franklin	2016	Yes	0.20%		
Covington	King	2013	Yes		$20	0.2% sales tax failed in 2013 and 2015
Dayton	Columbia	2014	Yes	0.20%		
Des Moines	King	2008	Yes		$40	$40 vehicle license fee is nonvoted
DuPont	Pierce	2013	No		$20	
Duvall	King	2015	Yes	0.20%		
East Wenatchee	Douglas	2012	Yes	0.10%	$20	Councilmanic 0.1% sales tax
Eatonville	Pierce	2012	Yes		$20	
Edgewood	Pierce	2013	Yes			$20 vehicle license fee repealed in 2020
Edmonds	Snohomish	2008	Yes		$20	Voted $40 fee failed in 2009 (when maximum nonvoted fee was $20)
Electric City	Grant	2012	Yes		$20	
Ellensburg	Kittitas	2015	Yes	0.20%		
Elmer City	Okanogan	2015	Yes		$20	
Enumclaw	King	2013	No	0.10%	$20	
Ephrata	Grant	2018	Yes	0.20%		
Everett	Snohomish	2014	Yes		$20	
Ferndale	Whatcom	2011	Yes	0.20%		
Fife	Pierce	2015	No		$20	
Friday Harbor	San Juan	2014	Yes	0.20%		
George	Grant	c. 2018	Yes	0.20%	$20	
Gig Harbor	Pierce	2018	Yes	0.20%		
Grand Coulee	Grant	2017	Yes	0.20%		
Grandview	Yakima	2011	Yes		$20	
Granite Falls	Snohomish	2015	Yes		$20	
Kalama	Cowlitz	2012	Yes	0.20%		$40 vehicle license fee repealed in 2020
Kelso	Cowlitz	2012	Yes	0.10%	$20	Councilmanic 0.1% sales tax
Kenmore	King	2012	Yes		$20	
Kirkland	King	2014	Yes			Unfunded/no information
Kittitas	Kittitas	2012	Yes		$20	
Lacey	Thurston	2016	Yes	0.20%		
Lake Forest Park	King	2008	Yes	0.10%	$40	0.1% councilmanic sales tax; $40 councilmanic vehicle license fee
Lake Stevens	Snohomish	2018	Yes	0.20%		
Lakewood	Pierce	2012	Yes		$20	
Leavenworth	Chelan	2010	Yes	0.20%		
Liberty Lake	Spokane	2002	No			Unfunded/no information
Long Beach	Pacific	2017	Yes	0.20%		
Longview	Cowlitz	2016	Yes		$20	
Lynden	Whatcom	2012	Yes	0.20%		
Lynnwood	Snohomish	2010	Yes	0.10%	$40	$40 vehicle license fee is nonvoted
Mabton	Yakima	2011	Yes		$20	
Maple Valley	King	2012	Yes		$20	
Marysville	Snohomish	2013	Yes	0.20%		
Mattawa	Grant	2015	Yes	0.20%		
Mercer Island	King	2014	Yes		$20	
Monroe	Snohomish	2012	No	0.20%		
Moses Lake	Grant	2016	Yes	0.20%		Replaced $20 vehicle license fee with 0.2% sales tax
Mountlake Terrace	Snohomish	2011	Yes		$20	
Mount Vernon	Skagit	2016	Yes	0.20%		
Mukilteo	Snohomish	2017	Yes	0.10%		
Normandy Park	King	2013	Yes		$20	
North Bend	King	2011	Yes	0.20%		
Oak Harbor	Island	2018	Yes	0.20%		
Ocean Shores	Grays Harbor	2017	No	0.20%		
Olympia	Thurston	2008	Yes		$40	$40 vehicle license fee is nonvoted
Orting	Pierce	2011	Yes		$20	
Othello	Adams	2012	Yes	0.20%		Sales tax passed in April 2016 after failing in November 2013
Pacific	King/Pierce	2016	Yes	0.10%		Councilmanic 0.1% sales tax
Pateros	Okanogan	2018	Yes	0.20%		
Port Angeles	Clallam	2017	Yes	0.20%		
Port Orchard	Kitsap	2015	Yes	0.10%	$20	Councilmanic 0.1% sales tax
Poulsbo	Kitsap	2021	Yes	0.10%		Councilmanic 0.1% sales tax
Prosser	Benton	2009	Yes		$25	$25 vehicle license fee is nonvoted
Richland	Benton	2017	Yes		$20	
Ridgefield	Clark	2008	Yes	0.20%	$20	0.2% sales tax repealed in 2012; reinstated in 2022
Roy	Pierce	2014	Yes		$20	
Royal City	Grant	2012	Yes		$20	
Seattle	King	2010	Yes	0.15%	$40	Voters approved a $60 vehicle license fee increase in November 2014; was allowed to expire at end of 2020 following passage of I-976. City replaced it with a $40 nonvoted vehicle license fee.
Sedro-Woolley	Skagit	2014	Yes		$20	
Sequim	Clallam	2008	Yes	0.20%		
Shelton	Mason	2015	Yes	0.20%		
Shoreline	King	2009	Yes	0.20%	$40	$40 fee is nonvoted; also imposed 20-year TBD sales tax for repayment of debt
Snohomish	Snohomish	2010	Yes	0.20%		
Snoqualmie	King	2010	Yes	0.20%		
Soap Lake	Grant	2013	Yes	0.20%	$20	
Spokane	Spokane	2011	Yes		$20	
Stanwood	Snohomish	2012	Yes	0.20%		
Steilacoom	Pierce	2015	No			Unfunded/no information
Sunnyside	Yakima	2019	Yes	0.20%		

Tacoma	Pierce	2012	No	0.10%	$20	
Toppenish	Yakima	2012	Yes		$20	
Tumwater	Thurston	2014	Yes	0.20%		
Twisp	Okanogan	2016	Yes	0.20%		
University Place	Pierce	2009	Yes		$10	
Vancouver	Clark	2015	No	0.10%	$40	0.1% councilmanic sales tax; $40 councilmanic vehicle license fee
Waitsburg	Walla Walla	2012	No	0.20%		
Walla Walla	Walla Walla	2011	Yes	0.20%		
Wapato	Yakima	2012	Yes		$20	
Washougal	Clark	2015	Yes		$20	
Wenatchee	Chelan	2011	Yes	0.10%	$20	Councilmanic 0.1% sales tax
Wilkeson	Pierce	2014	No		$20	
Woodland	Cowlitz/Clark	2016	No	0.20%		
Yakima	Yakima	2017	Yes		$20	
Zillah	Yakima	2011	Yes		$20	

List of County Transportation Benefit Districts (TBDs) in Washington State

Last updated December 27, 2018.

Data sources: WA Department of Licensing, MRSC Local Ballot Measure Database, State Auditor's Office, city/county codes, news articles

This information is accurate to the best of our knowledge. If you notice any errors or information that needs to be updated, please contact MRSC.

For information on city TBDs, see the other tab at the bottom of this spreadsheet.

County	Established	Powers Assumed?	Sales Tax	Vehicle License Fee	Border Area Fuel Tax	Other Notes
King County	2014	No				Unfunded - voted $60 vehicle license fee and 0.1% sales tax failed in 2014
Pierce County	2014	No				Unfunded/no information. Unincorporated areas only.
Point Roberts (Whatcom County)	1992	N/A - not coextensive			$0.01	
Snohomish County	2011	No				Unfunded/no information. Unincorporated areas only.
Thurston County	2014	No				Unfunded/no information. Unincorporated areas only.

CITY OF COLLEGE PLACE ORDINANCE NO. 17-015

AN ORDINANCE OF THE CITY OF COLLEGE PLACE ESTABLISHING THE COLLEGE PLACE TRANSPORTATION BENEFIT DISTRICT AND SPECIFYING THAT THE BOUNDARIES OF THE DISTRICT WILL COINCIDE WITH CITY BOUNDARIES

WHEREAS, RCW 35.21.225 authorizes the legislative authority of a city to establish a transportation benefit district ("TBD") for the purpose of acquiring, constructing, improving, providing, and funding transportation improvements within the TBD, subject to the provisions of Chapter 36.73 RCW; and

WHEREAS, transportation improvements are defined in RCW 36.73.015 to include projects contained in the transportation plan of a city, and which also includes investment in new or existing highways of statewide significance, principal arterials of regional significance, high capacity transportation, public transportation, and other transportation projects and programs of local, regional, or statewide significance including transportation demand management ("TBD Projects"); and

WHEREAS, TBD Projects may also include the operation, preservation, and maintenance of the previously mentioned facilities or programs; and

WHEREAS, the City of College Place ("City") Capital Facilities Plan ("CFP"), as now existing and as it may exist in the future, constitutes and will constitute a "transportation plan" as contemplated by RCW 36.73.015; and

WHEREAS, the City's CFP currently includes evidence indicating a need for a coordinated cost efficient approach to street resurfacing improvements and other improvements that may be funded by a TBD ("CFP Projects"); and

WHEREAS, the City Council finds that the CFP Projects are transportation improvements within the meaning of RCW 36.73.015 and therefore also are TBD Projects; and

WHEREAS, on April 11th , 2017 the City Council conducted public hearings in accordance with RCW 36.73.050, after giving proper notice describing the TBD Projects and activities to be funded by the TBD; and

WHEREAS, as part of its review of the merit of establishing a TBD, the City Council considered various funding options for a number of CFP/TBD Projects; and

WHEREAS, the Council finds that the City can most effectively undertake CFP Projects if it works in conjunction with a TBD; and

WHEREAS, the City Council finds that establishment of a TBD would enable the City, in conjunction with the process for the adoption of its annual updates to the CFP, to consider and adopt mechanisms to fund required City street resurfacing in a coordinated, efficient manner; and

WHEREAS, the City Council finds it to be in the best interests of the City to establish a citywide TBD to fund and implement TBD Projects consistent with Chapter 36.73 RCW and the City's CFP to enable the TBD to contract with the City for management and staffing of the TBD's operations, and for the mutual undertaking and/or funding of CFP/TBD Projects; and

WHEREAS, the City Council wishes establish a governing body for the TBD comprised of the City Council acting in an ex officio and independent capacity and to provide for the continuing operations of the TBD;

NOW THEREFORE, THE CITY OF COLLEGE PLACE CITY COUNCIL DOES ORDAIN:

Section 1: <u>Findings</u>

The City Council finds it is in the public interest to help provide an adequate level of funding for transportation improvements through establishment of a TBD.

Section 2: <u>Formation of a Transportation Benefit District</u>

The City, pursuant to RCW 35.21.225 and Chapter 36.73 RCW, hereby establishes and creates a TBD to be known and referred to as College Place Transportation Benefit District (CPTBD), subject to the following:

1. Establishment of the College Place Transportation Benefit District – General Authority

There is hereby created CPTBD with geographical boundaries comprised of the corporate limits of the City, as those boundaries may be adjusted in the future. CPTBD shall be a quasi-municipal corporation and an independent taxing "authority" within the meaning of Article VII, section 1 of the Washington State Constitution, and a "taxing district" within the meaning of Article VII, section 2 of the Washington State Constitution. CPTBD shall constitute a body corporate and possess all the usual powers of a corporation for public purposes as well as all other powers that may now or hereafter be specifically conferred by statute, including, but not limited to, the authority to hire employees, staff, and services, to enter into contracts, to acquire, hold, and dispose of real and personal property, and to sue and be sued. Public works contract limits applicable to the City of College Place shall apply to the district.

2. Powers and Operations of CPTBD

a. CPTBD shall possess all of the powers of a transportation benefit district authorized pursuant to Chapter 36.73 RCW, including without limitation the power to legislatively approve a yearly vehicle tab fee of $20, the power to request voter approval of, and thereafter impose and collect, a sales and use tax in accordance with RCW 82.14.0455, a vehicle fee in excess of $20.00 up to $100.00 as allowed by RCW 82.80.140. The TBD may impose an ad valorum tax pursuant to RCW 36.73.060, issue general obligation and/or revenue bonds in the manner and subject to the restrictions set forth in RCW 36.73.070 and form a local improvement district and impose assessments therefore, take those actions allowed, and subject to the limitations of RCW 36.73.0810, contract for street and highway improvements, and for its operations, exercise the power of eminent domain in the same manner as authorized for the City and accept and use gifts and grants.

b. Consistent with RCW 36.73.020(4), the secretary/treasurer of CPTBD shall be the City Finance Director. As such, the Finance Director shall establish those funds and accounts on behalf of CPTBD as required and shall disburse funds and pay claims as approved by the CPTBD Board and prepare and maintain such accounts are appropriate and/or required by state or federal law.

c. The City Attorney will serve as legal advisor to the CPTBD Board, except where separate counsel is engaged by CPTBD.

d. Other City employees shall carry out the operations of CPTBD as agreed by CPTBD and the City. Such employees and the contracts of CPTBD shall be overseen and administered by the Mayor and his/her designee.

e. CPTBD may contract with the City for operations services and materials, office space and equipment, and to undertake and/or fund CFP/TBD Projects undertaken jointly or by one entity or the other.

3. Governing Board

a. Consistent with RCW 36.73.020(3), the governing board of CPTBD (the "CPTBD Board") shall be the members of the College Place City Council acting in an independent capacity. The CPTBD Board shall have the authority to exercise the statutory powers set forth in Chapter 36.73 RCW and other applicable provisions of Washington State law. The CPTBD Board shall also include a Chairperson, who shall be the City's Mayor and whom shall have those duties, rights, and obligations of a Mayor as set forth in RCW 35A.12.100.

b. To carry out the purposes of this chapter, and subject to the provisions of RCW 36.73.065, the CPTBD Board is authorized to impose the following taxes, fees, charges, and tolls:

(i) A sales and use tax in accordance with RCW 82.14.0455;

(ii) A vehicle fee in accordance with RCW 82.80.140;

(iii) A fee or charge in accordance with RCW 36.73.120. However, if the City is levying a fee or charge for a transportation improvement, the fee or charge shall be credited against the amount of the fee or charge imposed by the district. Developments consisting of less than twenty (20) residences would be exempt from the fee or charge under RCW 36.73.120; and

(iv) An ad valorem property tax as provided in RCW 36.73.060.

c. The CPTBD Board may authorize and issue general obligation and/or revenue bonds in the manner and subject to the restrictions set forth in RCW 36.73.070.

d. The CPTBD Board may form a local improvement district and impose assessments therefor and take those actions allowed, and subject to the limitations of RCW 36.73.0810.

e. As required by RCW 36.73.160(1), as the same may be amended from time to time, the CPTBD Board shall develop a material change policy to address major plan changes that affect CPTBD Project delivery or the ability to finance the plan for funding and implementing the CPTBD Projects.

f. Meetings of the CPTBD Board shall be governed by the procedural rules applicable to meetings of the City Council, as those rules may be amended by the City Council from time to time. CPTBD Board actions shall be taken by motion or resolution in the same manner and following the same procedure as for the adoption of City Council resolutions. Meetings of the CPTBD Board shall, whenever possible, take place on the same dates scheduled for City Council meetings; provided that the CPTBD meeting shall take place pursuant to its own agenda during a recess or otherwise outside of any regular business or special meeting of the City Council. The CPTBD Board meetings shall comply with the state Open Public Meetings and Public Records Acts and the officials of CPTBD shall be subject to Chapter 42.23 RCW, Code of Ethics for Municipal Officers – Contract Interests; provided, that the fact that CPTBD Board members and officials and Council members and City officials are simultaneously employed by both entities shall not be deemed a conflict of interest where CPTBD and City are parties to contracts and/or agreements.

4. Transportation Improvements Funded.

The funds generated by CPTBD shall be used for the CPTBD Projects described in this ordinance and/or allowed by state law. The CPTBD Projects may be amended in accordance with the material change policy described in Section 2(c) of this ordinance and in accordance with the notice, hearing, and other procedures described in chapter 36.73 RCW, including RCW 36.73.050 (2) (b), as the same may be amended from time to time.

5. Annual Report to Public.

As required by RCW 36.73.160(2), as the same may be amended from time to time, CPTBD shall issue an annual report, indicating the status of transportation improvement costs, transportation improvement expenditures, revenues, and construction schedules, to the public and to newspapers of record in CPTBD.

6. Dissolution of CPTBD

CPTBD shall be dissolved pursuant to the procedures set forth in chapter 36.73 RCW, when all indebtedness, if any, of CPTBD has been retired and when all of CPTBD's anticipated responsibilities have been satisfied.

Section 3. <u>Severability; Construction.</u>

If a section, subsection, paragraph, sentence, clause, or phrase of this ordinance is declared unconstitutional or invalid for any reason by any court of competent jurisdiction; such decision shall not affect the validity of the remaining portions of this ordinance. If the provisions of this ordinance are found to be inconsistent with the provisions of the College Place Municipal Code, this ordinance is deemed to control. This ordinance shall be liberally construed to permit the accomplishment of CPTBD purposes and objectives.

Section 4. This ordinance will be codified as CPMC 3.46.

APPROVED by me this 25th day of April, 2017.

Harvey Crowder, Mayor

ATTEST:

Lisa Niessl, City Clerk

APPROVED AS TO FORM:

John Ziobro, City Attorney

DocuSign Envelope ID: 2F1F28BB-BECB-4EB1-B188-9CFC879766E1

ORDINANCE NO. 2023–01

AN ORDINANCE OF THE CITY OF POULSBO, WASHINGTON, ADDING A NEW SECTION 3.90.055 TO THE POULSBO MUNICIPAL CODE IMPOSING AN ADDITIONAL SALES AND USE TAX OF ONE-TENTH OF ONE PERCENT WITHIN THE BOUNDARIES OF THE POULSBO TRANSPORTATION BENEFIT DISTRICT FOR THE PURPOSE OF FINANCING THE COSTS ASSOCIATED WITH TRANSPORTATION IMPROVEMENTS IN THE DISTRICT AS AUTHORIZED BY RCW 36.73.065 AND RCW 82.14.0455; PROVIDING FOR SEVERABILITY AND ESTABLISHING AN EFFECTIVE DATE.

WHEREAS, the Poulsbo Transportation Benefit District (the "District") was established by City of Poulsbo Ordinance No. 2021-15, passed by the Poulsbo City Council on December 8, 2021 and codified as Chapter 3.90 of the Poulsbo Municipal Code (PMC); and

WHEREAS, under Ordinance No. 2022-01, passed by the Poulsbo City Council on February 9, 2022, the City of Poulsbo assumed the rights, powers, immunities, functions, and obligations of the District pursuant to RCW 36.74.010 and enacted PMC 3.90.035 to recognize the assumption; and

WHEREAS, RCW 36.73.040(3)(a) authorizes transportation benefit districts to impose a sales and use tax, subject to the provisions of RCW 36.73.065 and RCW 82.14.0455; and

WHEREAS, RCW 36.73.065(4)(a)(v) authorizes transportation benefit districts to impose a sales and use tax in accordance with RCW 82.14.0455 in an amount not exceeding one-tenth of one percent (0.1%) for a period of ten (10) years upon a majority vote of the governing body of the district for the purpose of financing the transportation improvements of a district; and

WHEREAS, post-assumption of the District as provided in Ordinance No. 2022-01, the Poulsbo City Council has all powers given to the governing body of the District; and

DocuSign Envelope ID: 2F1F28BB-BECB-4EB1-B188-9CFC879766E1

WHEREAS, the Poulsbo City Council has carefully considered the financial needs of the City's transportation system and the imposition of the tax and has determined that the best interests of the City and the District will be served by passing this ordinance.

NOW, THEREFORE, THE CITY COUNCIL OF THE CITY OF POULSBO, WASHINGTON, DO ORDAIN AS FOLLOWS:

Section 1. Imposition of Additional Sales and Use Tax. PMC 3.90.055 is hereby added to impose the additional one-tenth of one percent sales and use tax authorized by RCW 36.73.065(4)(a)(v) and to read as follows:

3.90.055 Additional Sales and Use Tax.

A. Pursuant to RCW 36.73.065 and RCW 82.14.0455, there is hereby imposed an additional sales and use tax to be collected from persons who are taxable by the state under Chapters 82.08 and 82.12 RCW upon the occurrence of any taxable event within the district. The amount of the additional tax shall be one-tenth of one percent (0.1%) of the selling price, in the case of the sales tax, or the value of the article used, in the case of the use tax.

B. The tax imposed by this section shall apply for a period of ten (10) years from the date the tax is first collected within the district and shall thereafter cease to be imposed unless renewed with the affirmative vote of the voters voting at an election or a majority vote of the Poulsbo City Council exercising its authority as the governing body of the district.

C. The tax imposed by this Section shall be in addition to any other taxes authorized by law, including but not limited to, the sales and use taxes imposed under Chapters 3.16, 3.20, 3.22, and 3.23 of the Poulsbo Municipal Code.

D. The revenues received from the tax imposed by this Section shall be general revenues of the district and shall be used for those purposes set forth in PMC 3.90.060 or as otherwise authorized by law.

DocuSign Envelope ID: 2F1F28BB-BECB-4EB1-B188-9CFC879766E1

Section 2. Duties of Clerk and Finance Director. The City Clerk and the Finance Director are hereby requested to submit this ordinance to the Washington State Department of Revenue and to request that the Department take all necessary steps to implement and collect the tax imposed by this ordinance as soon as possible.

Section 3. Severability. If any section, sentence, clause or phrase of this ordinance should be held to be invalid or unconstitutional by a court, board or tribunal of competent jurisdiction, such invalidity or unconstitutionality shall not affect the validity or constitutionality of any other section, sentence, clause or phrase of this ordinance.

Section 4. Effective Date. This ordinance shall take effect and be in full force five (5) days after publication of the attached summary, which is hereby approved.

APPROVED:

DocuSigned by:
12C4BDCB4DDD40B...

MAYOR BECKY ERICKSON

ATTEST:

DocuSigned by:
D21DA14DCC754A8...

CITY CLERK, RHIANNON FERNANDEZ, CMC

APPROVED AS TO FORM:
OFFICE OF THE CITY ATTORNEY

DocuSigned by:
James Haney
85394CE968994B5...

DocuSign Envelope ID: 2F1F28BB-BECB-4EB1-B188-9CFC879766E1

CITY ATTORNEY, JAMES E. HANEY

FILED WITH THE CITY CLERK: 01/05/2023
PASSED BY THE CITY COUNCIL: 01/11/2023
PUBLISHED: 01/18/2023
EFFECTIVE DATE: 01/23/2023
ORDINANCE NO. 2023-01

DocuSign Envelope ID: 2F1F28BB-BECB-4EB1-B188-9CFC879766E1

SUMMARY OF ORDINANCE NO. 2023-01

On January 11, 2023, the City Council of the City of Poulsbo passed Ordinance No. 2023-01. A summary of the content of said ordinance, consisting of the title, provides as follows:

> AN ORDINANCE OF THE CITY OF POULSBO, WASHINGTON, ADDING A NEW SECTION 3.90.055 TO THE POULSBO MUNCIPAL CODE IMPOSING AN ADDITIONAL SALES AND USE TAX OF ONE-TENTH OF ONE PERCENT WITHIN THE BOUNDARIES OF THE POULSBO TRANSPORTATION BENEFIT DISTRICT FOR THE PURPOSE OF FINANCING THE COSTS ASSOCIATED WITH TRANSPORTATION IMPROVEMENTS IN THE DISTRICT AS AUTHORIZED BY RCW 36.73.065 AND RCW 82.14.0455; PROVIDING FOR SEVERABILITY AND ESTABLISHING AN EFFECTIVE DATE.

The full text of this ordinance will be mailed upon request.

DATED this 11th day of January 2023.

DocuSigned by:

D21DA14DCC754A8...

CITY CLERK RHIANNON FERNANDEZ

Transportation Benefit District (TBD)

By: Mike Rizzitiello – City Administrator

Transportation Benefit Districts 101

- RCW 36.73 enacted in 1987
- Transportation Benefit District revenue may be used for transportation improvements included in a local, regional, or state transportation plan (RCW 36.73.015)
- 110 jurisdictions have some form of a Transportation Benefit District
- Improvements range from:
  - Roads
  - Sidewalk
  - Bicycle infrastructure
- Construction, maintenance, and operation costs are eligible.
- Revenue Options
  - Sales Tax – Up to 0.1% Sales Tax Councilmanically, above that by voter approval.
  - Vehicle License Fees – Voter Approval
  - Bonds
  - Impact Fees
  - Local Improvement Districts
- More information available here: https://mrsc.org/explore-topics/finance/special-topics/transportation-benefit-districts

Transportation Benefit District 101

- List of local jurisdictions with TBD
- Airway Heights – 0.3% Sales Tax
- Dayton – 0.2% Sales Tax
- Ephrata – 0.2% Sales Tax
- Ellensburg – 0.2% Sales Tax
- Moses Lake – 0.2% Sales Tax
- Othello – 0.2% Sales Tax
- Prosser - $25 License Fee
- Richland - $20 License Fee
- Sunnyside – 0.2% Sales Tax
- Toppenish - $20 License Fee
- Walla Walla – 0.2% Sales Tax
- Waitsburg – 0.2% Sales Tax

Transportation Benefit District History in College Place

- City Council began reviewing Transportation Benefit Districts in 2016-2017 due to local road maintenance/replacement issue.
- City Council adopted Ordinance #17-015 which enacted a Transportation Benefit District Legislative Authority during the April 25th, 2017 City Council Meeting.
  - Ordinance created College Place Municipal Code 3.46 governing the Transportation Benefit District.
- City Council adopted Ordinance #17-021 assuming powers and obligations of Transportation Benefit District during the June 13th, 2017 City Council Meeting.
- No revenue mechanism was ever decided upon.
- Been very successful at obtaining grants for Federally Classified Roads.
- Also, successful at classifying roads Federally that could.
- Remaining local ones cant be Federally Classified and are only maintained with meager state gas tax funding.

CITY OF COLLEGE PLACE ORDINANCE NO. 17-015

AN ORDINANCE OF THE CITY OF COLLEGE PLACE ESTABLISHING THE COLLEGE PLACE TRANSPORTATION BENEFIT DISTRICT AND SPECIFYING THAT THE BOUNDARIES OF THE DISTRICT WILL COINCIDE WITH CITY BOUNDARIES

WHEREAS, RCW 35.21.225 authorizes the legislative authority of a city to establish a transportation benefit district ("TBD") for the purpose of acquiring, constructing, improving, providing, and funding transportation improvements within the TBD, subject to the provisions of Chapter 36.73 RCW; and

WHEREAS, transportation improvements are defined in RCW 36.73.015 to include projects contained in the transportation plan of a city, and which also includes investment in new or existing highways of statewide significance, principal arterials of regional significance, high capacity transportation, public transportation, and other transportation projects and programs of local, regional, or statewide significance including transportation demand management ("TBD Projects"); and

WHEREAS, TBD Projects may also include the operation, preservation, and maintenance of the previously mentioned facilities or programs; and

WHEREAS, the City of College Place ("City") Capital Facilities Plan ("CFP"), as now existing and as it may exist in the future, constitutes and will constitute a "transportation plan" as contemplated by RCW 36.73.015; and

WHEREAS, the City's CFP currently includes evidence indicating a need for a coordinated cost efficient approach to street resurfacing improvements and other improvements that may be funded by a TBD ("CFP Projects"); and

WHEREAS, the City Council finds that the CFP Projects are transportation improvements within the meaning of RCW 36.73.015 and therefore also are TBD Projects; and

WHEREAS, on April 11th, 2017 the City Council conducted public hearings in accordance with RCW 36.73.050, after giving proper notice describing the TBD Projects and activities to be funded by the TBD; and

Federal Classified Road Network: 16.6 Miles

- The City can obtain grant funds for Federally Classified Roads
  - College Ave
  - Whitman Drive
  - 4th Street
  - Lamperti
  - Rose
  - & Others
- We petition the State to add roads to Federal Classification when traffic counts allow us to (Greater than 500 vehicles a day)
  - SE ScenicView (Larch to Commercial)
  - SE 8th (College to Larch)
  - Se Commercial (SR 125 to ScenicView)
- Local roads are ineligible for any grant funds
- Only direct revenue source is declining gas tax which over the years has decreased from $120,000 to around $90,000 a year.

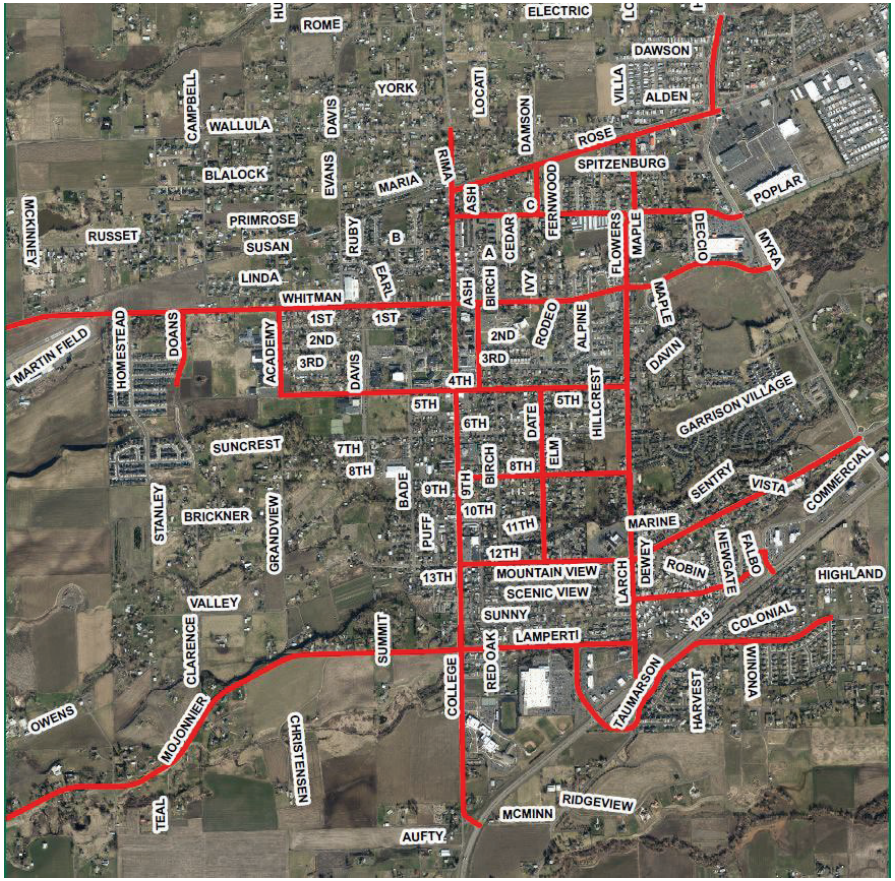

Local Road Network: 22.45 Miles

- Local roads are not eligible for any State and Federal Grant funds.
- Only revenue going for maintenance is declining State Gas Tax ($90,000/year) and transfers from Current Expense if available.
- Examples of Local Roads:
  - SE Birch
  - NE Cedar
  - NW B
  - NE Spitzenberg
  - NW Evans
  - SE 6th
  - & Many Others

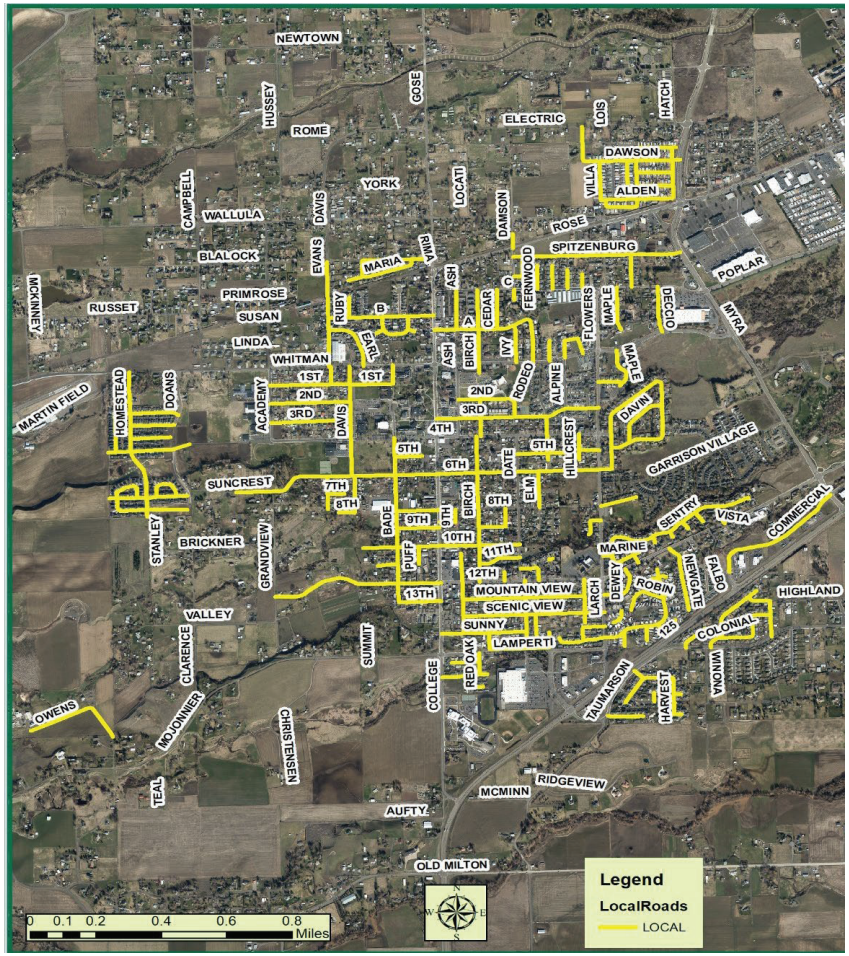

Pavement Management Report

- City Council commissioned first ever Pavement Rating Report in early FY 2022.
- Capitol Asset & Pavement Services conducted report.
  - Have done this work for Pendleton, OR and Richland, WA
  - Manually drove roads and ranked roads by block into four classes:
    - Good (76.2%)
    - Fair (10.8%)
    - Poor (8.8%)
    - Very Poor (4.2%)
  - Report detailed road segments recommended to be worked on over the next five years under the following scenarios:
    - Unconstrained: $10 million cost on top of already planned work.
    - Current $95,000 annual budget
    - $300,000 Annual Budget (Annual + 0.01% Tax)
    - $800,000 Budget

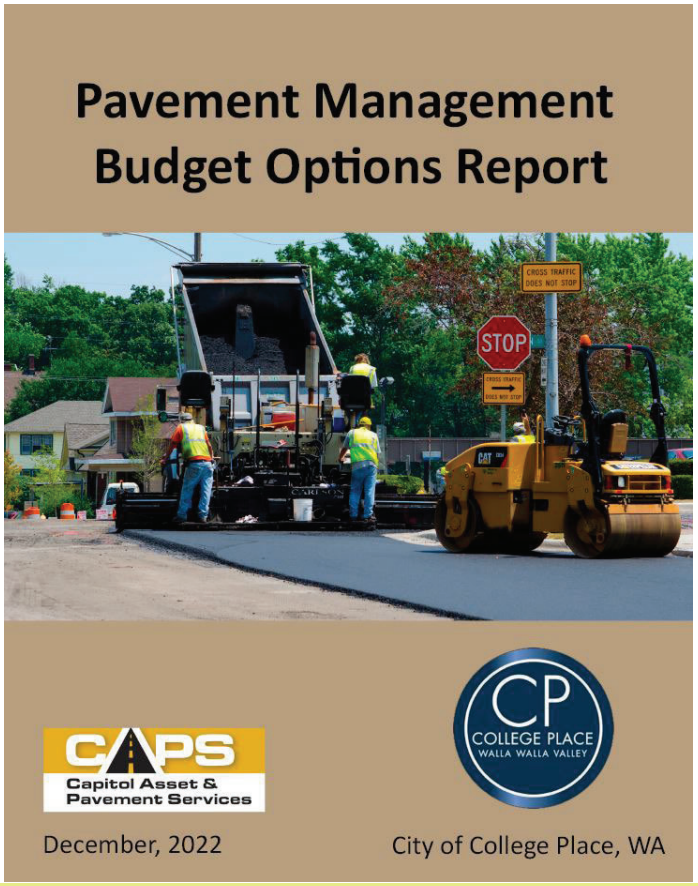

Lifespan of Pavement

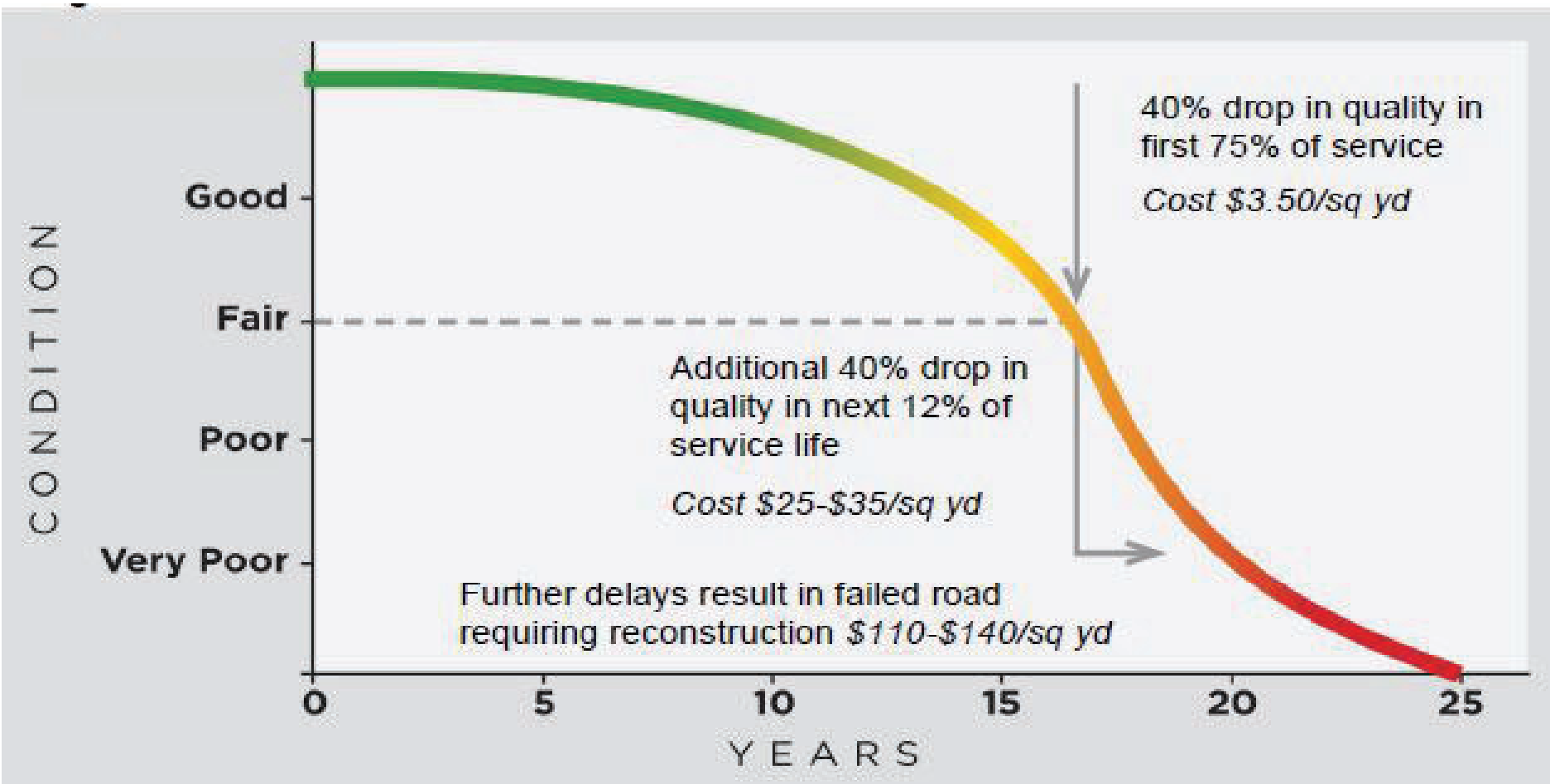

Pavement Management Report

Average yearly budget	$2.2 million (1-Unconstrained Needs)	$95,000 (2- Current Funding ($100k per year))	$300,000 (3- Maintain Current PCI (74))	$800,000 (4- Increase PCI 5 points (to 79))
Total budget for 5 years	$10.8 million	$475,000	$1.5 million	$4.0 million
Current PCI	74	74	74	74
Current % in 'Good' condition	76.2%	76.2%	76.2%	76.2%
PCI after 5 years (change)	85 (+11)	71 (-3)	74 (0)	79 (+5)
Backlog after 5 years	$0	$10.1 million	$9.2 million	$7.5 million
% 'Good' in 5 years	98.2%	77.8%	84.5%	90.8%
% 'Fair' in 5 years	1.6%	7.6%	1.9%	1.6%
% 'Poor' in 5 years	0.2%	6.6%	5.6%	0.2%
% 'Very Poor' in 5 years	0.0%	8.0%	8.0%	7.4%

Fiscal Years	2023	2024	2025	2026	2027	Total
PCI with Treatment	83	83	83	85	85	---
PCI, no Treatment	74	72	70	68	66	---
Budget Needs Total	$5,080,082	$1,666,055	$1,181,698	$2,434,388	$440,978	$10,803,201
Rehabilitation Portion	$4,173,848	$1,521,022	$1,005,505	$2,131,407	$292,993	$9,124,775
Preventative Maintenance Portion	$906,233	$145,032	$176,192	$302,980	$147,984	$1,678,421

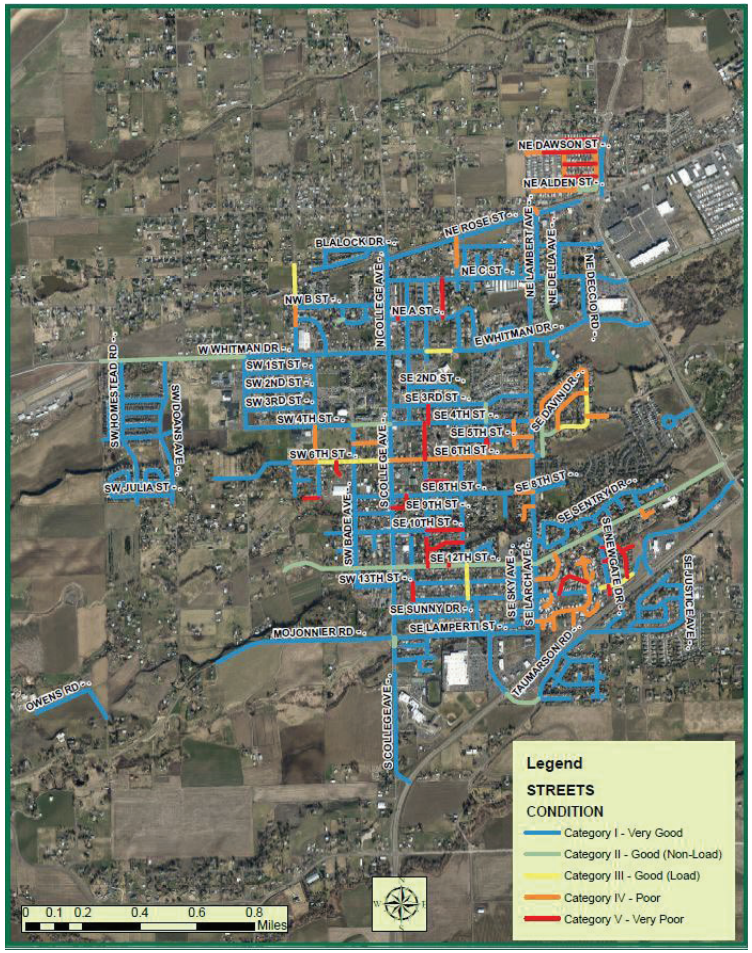

Utilities & Transportation Commission Recommendation

- UTAC recommended Councilmanic one tenth of one percent sales tax for TBD after public outreach.
- Would bring in about $383,000 a year statutorily dedicated to transportation infrastructure.
- It allows shoppers and folks visiting who may not live in College Place to support roads.
- Still cheaper than the two tenths of a percent sales tax for TBD in Walla Walla.
- Survey English: https://www.surveymonkey.com/r/CPTBDenglish
- Survey Spanish: https://www.surveymonkey.com/r/CPTBDespanol

Questions?